

## BugLab Key to Western Baetidae Nymphs

- 1a.** All claws spatulate (Fig. 1) Southwest, central, approaching widespread ..... ***Camelobaetidius***
- 1b.** Claws not spatulate ..... **2**
- 2a.** Gills on segments 1-5 only, single gill at base of each coxae,  
       Southwest, Texas, Utah ..... ***Baetodes***
- 2b.** Gills on segments 1-7 or 2-7 ..... **3**
- 3a.** Labial palpi truncate, (Fig. 2)  
       -Cerci with lateral hairs only 3/4 of the way up, tips bare (Fig. 3)  
       Asymmetrical gill trachea (Fig. 4)  
       Mandibles deeply cleft (Fig 5). Widespread..... ***Centroptilum***  
       -Cerci with lateral hairs all the way to the tips (Fig. 6)  
       Gills variable  
       Mandibles fused. Widespread ..... ***Procloeon***
- 3b.** Labial palpi not truncate, variable..... **4**
- 4a.** Labial palpi heart shaped (fig.7) Antennae scapes with lobe (fig.8) Maxillary palpi with sub  
       apical excavation. Widespread..... ***Pseudocloeon\****
- 4b.** Labial palpi not heart shaped, variable..... **5**
- 5a.** Claws ½ or more as long as tarsi (Fig. 9)  
       Labrum without notch, Rare, West ..... ***Apobaetis***  
       Labrum with notch, Widespread ..... ***Paraclodes***
- 5b.** Claws less than ½ as long as tarsi ..... **6**
- 6a.** Dorsum of head with a keel between antennae (Fig 10) ..... **7**
- 6b.** Head without a keel between antennae ..... **9**

Revised 9 May 2003 Information for the key was summarized from:

Edmunds, G.F. and R.D. Waltz. 1996. Ephemeroptera. Pages 126-163 in Aquatic Insects of North America. Edited by Merritt, R.W. and K.W. Cummins. 1996. Third edition, Kendall/Hunt Publishing Company, Dubuque, Iowa.

Edmunds, G. F., Jr., S. L. Jensen and L. Berner. 1976. The Mayflies of North and Central America. North Central Publishing Co., St. Paul, Minnesota. 330 Pages.

- 7a. Labial palpi mitten shaped (fig. 11), gill 7 slender apically pointed ..... ***Acerpenna***  
 Labial palpi poorly developed, gill 7 rounded similar to other gills ..... **8**
- 8b. Gill or gill structure on segment 1 absent (Fig. 12), Prosthema of right mandible bifid, (Fig.13)  
 Widespread ..... ***Dipheter hageni***
- 8b. Gill or gill structure on segment 1 present, Prosthema of right mandible digitate, (Fig.14)  
 Southwest, north to central Utah ..... ***Fallceon quilleri***
- 9a. Double or recurved gills (Fig 15), Widespread ..... ***Callibaetis***
- 9b. Gills simple ..... **10**
- 10a. Claws without denticles Rare, Arizona, New Mexico ..... ***Cloeodes***
- 10b. Claws with denticles (Fig. 16) ..... **11**
- 11a. Hind wing pads absent, 2 tails,  
 complete row of setae on femur, tibia, and tarsi (Fig. 17). Widespread ..... ***Acentrella\****  
 Femora, tibia, and tarsi without complete row of long setae. Idaho eastward ..... ***Plauditus\****
- 11b. Hind wing pads present, 2 or 3 tails,  
 Tibia and tarsi without row of hairs. Widespread ..... ***Baetis\****  
 2 tails, complete row of setae on femur, tibia and tarsi. Widespread ..... ***Acentrella\****

- Baetids with a villopore
- ***Pseudocloeon*** may or may not have a villopore
- *Distribution data based on BugLab records, published records, and personal communication with other western taxonomists*

Revised 9 May 2003 Information for the key was summarized from:  
 Edmunds, G.F. and R.D. Waltz. 1996. Ephemeroptera. Pages 126-163 in Aquatic Insects of North America. Edited by Merritt, R.W. and K.W. Cummins. 1996. Third edition, Kendall/Hunt Publishing Company, Dubuque, Iowa.  
 Edmunds, G. F., Jr., S. L. Jensen and L. Berner. 1976. The Mayflies of North and Central America. North Central Publishing Co., St. Paul, Minnesota. 330 Pages.



Fig. 1



Fig. 2




Fig. 3

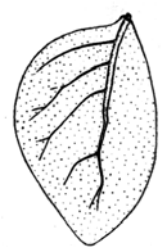


Fig. 4



Fig. 5



Fig. 6



Fig. 7

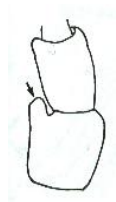


Fig. 8

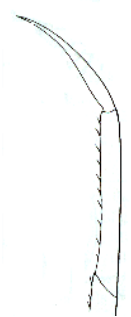


Fig. 9




Fig. 10



Fig. 11



Fig. 12



Fig. 13

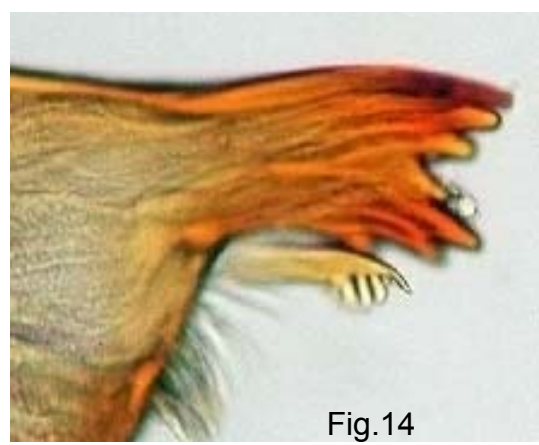


Fig. 14

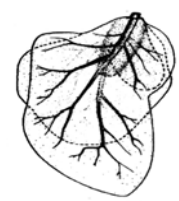


Fig. 15

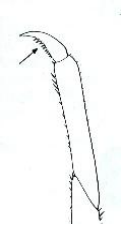


Fig. 16

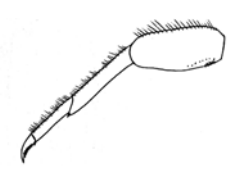


Fig. 17

Revised 9 May 2003 Information for the key was summarized from:  
 Edmunds, G.F. and R.D. Waltz. 1996. Ephemeroptera. Pages 126-163 in Aquatic Insects of North America. Edited by Merritt, R.W. and K.W. Cummins. 1996. Third edition, Kendall/Hunt Publishing Company, Dubuque, Iowa.  
 Edmunds, G. F., Jr., S. L. Jensen and L. Berner. 1976. The Mayflies of North and Central America. North Central Publishing Co., St. Paul, Minnesota. 330 Pages.

# QUICK & HANDY CLUES

## SPATULATE CLAWS

*Camelobaetidius*

## CLAWS LONGER THAN TARSI

*Apobaetis*

*Paracloeodes*

## KEELED HEAD

*Acerpenna*

*Dipheter hageni*

*Fallceon quilleri*

## MITTEN PALPI

*Acerpenna*

Some *Baetis*

## TRUNCATE PALPI

*Centroptilum*

*Procloeon*

## HEART-SHAPED PALPI

*Pseudocloeon*

## TWO TAILS

*Acentrella*

*Plauditus*

Some *Baetis*

## COMPLETE ROW OF SETAE ON FEMUR, TIBIA AND TARSI

*Acentrella*

## GILLS ABSENT ON SEGMENT ONE

*Dipheter hageni*

## GILLS ON SEGMENTS 1 TO 5 ONLY

*Baetodes*

## ANTENNAE SCAPES WITH LOBE

*Pseudocloeon*

## LABRUM WITHOUT NOTCH

*Apobaetis*

Revised 9 May 2003 Information for the key was summarized from:

Edmunds, G.F. and R.D. Waltz. 1996. Ephemeroptera. Pages 126-163 in Aquatic Insects of North America. Edited by Merritt, R.W. and K.W. Cummins. 1996. Third edition, Kendall/Hunt Publishing Company, Dubuque, Iowa.

Edmunds, G. F., Jr., S. L. Jensen and L. Berner. 1976. The Mayflies of North and Central America. North Central Publishing Co., St. Paul, Minnesota. 330 Pages.