


State of Utah

Single Audit Report

Fiscal Year Ended June 30, 2022

Report No. 22-30



OFFICE OF THE
STATE AUDITOR



OFFICE OF THE
STATE AUDITOR

February 28, 2023

The Members of the Utah State Legislature
The Honorable Spencer J. Cox, Governor, State of Utah

We are pleased to submit the *Single Audit Report* of federal financial assistance for the State of Utah for the year ended June 30, 2022. The audit was conducted in accordance with the requirements of Title 2 U.S. *Code of Federal Regulations* (CFR) Part 200, *Uniform Administrative Requirements, Cost Principles, and Audit Requirements for Federal Awards* (Uniform Guidance).

This report contains the following:


- Our reports on compliance and on internal control, at the financial statement level and at the major federal program level, and on the Schedule of Expenditures of Federal Awards.
- The Schedule of Expenditures of Federal Awards.
- The Schedule of Findings and Questioned Costs, together with the views of responsible officials.
- Management's corrective action plans.
- The Summary Schedule of Prior Audit Findings.

The results of this report are critical since the State of Utah continues to have a heavy dependence on federal financial assistance, which amounted to \$9.4 billion in federal expenditures and \$708 million in loans, loan guarantees, endowments, and nonmonetary assistance for the fiscal year ended June 30, 2022.

The State of Utah's *Annual Comprehensive Financial Report* for the year ended June 30, 2022 and our report thereon, dated December 14, 2022, have been issued under separate cover.

We express our appreciation to the State agencies' and institutions' program and accounting personnel and to the State Division of Finance who continue to demonstrate professionalism and competence in administering and accounting for the complexities of federal financial assistance.

Sincerely,



John Dougall
State Auditor

(This page intentionally left blank)

TABLE OF CONTENTS

| | |
|--|-----|
| Introduction | 1 |
| Independent Auditor’s Report On Internal Control Over Financial Reporting and On Compliance and Other Matters Based On an Audit of Financial Statements Performed In Accordance with <i>Government Auditing Standards</i> | 3 |
| Independent Auditor’s Report On: | |
| • Compliance for Each Major Program | |
| • Internal Control Over Compliance | |
| • Schedule of Expenditures of Federal Awards Required by Uniform Guidance | 5 |
| Schedule of Expenditures of Federal Awards | 11 |
| Presented by Federal Agency: | |
| Presented by State Agency: | |
| • Primary Government | 64 |
| • Component Units | 76 |
| Notes to The Schedule of Expenditures of Federal Awards | 117 |
| Schedule of Findings and Questioned Costs: | 127 |
| Part I. Summary of Auditor’s Results | 128 |
| Part II. Findings Related to the Financial Statements | 130 |

Type of Finding and Related Auditor’s Report:

Report on Compliance and on Internal Control Over Financial Reporting – Government Auditing Standards

- A. Material Weakness in internal control – basic financial statement level.
- B. Significant Deficiency of internal control – basic financial statement level.
- C. Material Noncompliance – basic financial statement level.
- D. Reportable instance of noncompliance or other matter – noncompliance with provisions of laws, regulations, contract, or grant agreements; fraud; or abuse.

| | Federal Program | State Agency | Type | Page |
|--|------------------------|-------------------------------------|-------------|-------------|
| 2022-001. Incomplete Accounting for UDOT Construction and Capital Asset Activity for Financial Reporting | - | Department of Government Operations | A | 130 |
| 2022-002. Errors in Annual Financial Reporting Preparation Process | - | Department of Government Operations | B | 131 |
| 2022-003. Control Procedures Failed to Ensure Surplus Calculation Complied with State Code | - | Department of Government Operations | B | 133 |

TABLE OF CONTENTS

Part III. Findings and Questioned Costs for Federal Awards

134

Type of Finding and Related Auditor’s Report:

Report on Compliance and on Internal Control Over Compliance – Single Audit

- E. Material weakness in internal control – major program level.
- F. Significant deficiency in internal control – major program level.
- G. Material or possible material instance of noncompliance – major program level.
- H. Other finding or questioned cost required to be reported under section 200.516 of Uniform Guidance.

| | | Federal Program | State Agency | Type | Page |
|---|--|------------------------------|--|-------------|-------------|
| U.S. DEPARTMENT OF EDUCATION: | | | | | |
| 2022-004. | Food Commodity Shipments, Disbursements, and Inventory Not Tracked | Emergency Food Assistance | Utah State Board of Education | E | 134 |
| 2022-005. | Federal Funds Received Were Not Disbursed or Refunded Within Required Timeframe | Student Financial Assistance | Utah State University | F | 135 |
| U.S. DEPARTMENT OF HEALTH AND HUMAN SERVICES: | | | | | |
| 2022-006. | Foster Care Eligibility Controls Not Completed in a Timely Manner | Foster Care Title IV-E | Department of Health and Human Services | E | 136 |
| 2022-007. | Annual Medicaid Eligibility Reviews Not Completed | Medicaid Cluster | Department of Health and Human Services; Department of Workforce Services | F | 136 |
| 2022-008. | Use of Appropriate National Correct Coding Initiative (NCCI) Edit Files Not Verified | Medicaid Cluster | Department of Health and Human Services | F | 138 |
| 2022-009. | Required Audits of MCO Encounter and Financial Data Not Conducted | Medicaid Cluster | Department of Health and Human Services | F | 138 |
| 2022-010. | Medical Loss Ratio Report Lacked Two Required Elements | Medicaid Cluster | Department of Health and Human Services | F | 139 |
| 2022-011. | Sufficiently-Detailed PIC Meeting Minutes Not Maintained | Medicaid Cluster | Department of Health and Human Services | F | 140 |

TABLE OF CONTENTS

Part III. Findings and Questioned Costs for Federal Awards (continued)

| | | Federal Program | State Agency | Type | Page |
|----------------------------------|---|--|---|-------------|-------------|
| 2022-012. | Subawards for SAPT Not Included in FFATA Reports | Substance Abuse and Prevention Treatment | Department of Health and Human Services | F | 141 |
| 2022-013. | Missing/Untimely Submissions and Errors in FFATA Reporting | Vocational Rehabilitation, Emergency Rental Assistance, CCDF Cluster, LIHEAP | Department of Workforce Services | F | 142 |
| 2022-014. | Inadequate Monitoring of Child Care Health and Safety Inspections | Child Care and Development Block Grant (CCDF) Cluster | Department of Workforce Services | F | 144 |
| 2022-015. | Subrecipients Not Tracked for Monitoring of Single Audit Reports | Child Care and Development Block Grant (CCDF) Cluster | Department of Workforce Services | F | 145 |
| U.S. DEPARTMENT OF JUSTICE: | | | | | |
| 2022-016. | FFATA Award Information Not Submitted for UOVC's 2020 Award & Inaccurate Information Submitted for 5 of UOVC's 2019 Subawards | Crime Victim Assistance | Commission on Criminal and Juvenile Justice | F, H | 146 |
| 2022-017. | Three SF-425 Quarterly Reports Not Reviewed for Accuracy Prior to Submission | Crime Victim Assistance | Commission on Criminal and Juvenile Justice | F | 147 |
| 2022-018. | Initial Eligibility Determination Not Documented for 3 Subrecipients | Crime Victim Assistance | Commission on Criminal and Juvenile Justice | F | 148 |
| U.S. DEPARTMENT OF THE TREASURY: | | | | | |
| 2022-019. | Missing Documentation for Emergency Rental Assistance Payments | Emergency Rental Assistance | Department of Workforce Services | E, G | 149 |
| 2022-020. | GOPB Overestimated Calculation for Revenue Loss Due to the Pandemic | Coronavirus State and Local Fiscal Recovery Funds | Governor's Office of Planning and Budget | E, H | 150 |
| 2022-021. | Improper Controls and Monitoring of State and Local Fiscal Recovery Funds Activity | Coronavirus State and Local Fiscal Recovery Funds | Governor's Office of Planning and Budget | F | 152 |

TABLE OF CONTENTS

Part III. Findings and Questioned Costs for Federal Awards (continued)

| | Federal Program | State Agency | Type | Page |
|---|---|--|-------------|-------------|
| 2022-022. Suspension and Debarment Not Verified Prior to Awarding Contracts | Coronavirus State and Local Fiscal Recovery Funds | Governor's Office of Planning and Budget | F | 153 |
| 2022-023. Improper Spending and Monitoring of Coronavirus Relief Fund Activity | Coronavirus Relief Fund | Governor's Office of Planning and Budget | F, H | 154 |
| 2022-024. Underlying Accounting Data Does Not Support Coronavirus Relief Fund Quarterly Reports | Coronavirus Relief Fund | Governor's Office of Planning and Budget | F, H | 156 |
| 2022-025. CRF Subrecipient Single Audit Report Reviews Not Occurring | Coronavirus Relief Fund | Governor's Office of Planning and Budget | F | 158 |
| 2022-026. Go Utah Did Not Implement Internal Controls for Subrecipient Monitoring Requirements | Coronavirus State and Local Fiscal Recovery Funds | Go Utah | F | 159 |
| VARIOUS FEDERAL AGENCIES: | | | | |
| 2022-027. Working Capital Reserves in Excess of Federal Guidelines | Various | Department of Government Operations | H | 161 |
| 2022-028. Working Capital Reserves in Excess of Federal Guidelines | Various | Public Employees Health Plan | H | 165 |
| CORRECTIVE ACTION PLAN | | | | 167 |
| SUMMARY SCHEDULE OF PRIOR AUDIT FINDINGS | | | | 183 |

INTRODUCTION

Background

The Federal Government requires the State of Utah to have an entity-wide audit of its financial statements and its federal programs as a condition of receiving federal financial assistance. The federally-required audit is commonly referred to as the “single audit.” The single audit focuses on testing compliance with laws and regulations and related internal controls over compliance for major programs. The requirements for performing the single audit are stated in Subpart F of Title 2 U.S. *Code of Federal Regulations* (CFR) Part 200, *Uniform Administrative Requirements, Cost Principles, and Audit Requirements for Federal Awards* (Uniform Guidance).

Scope

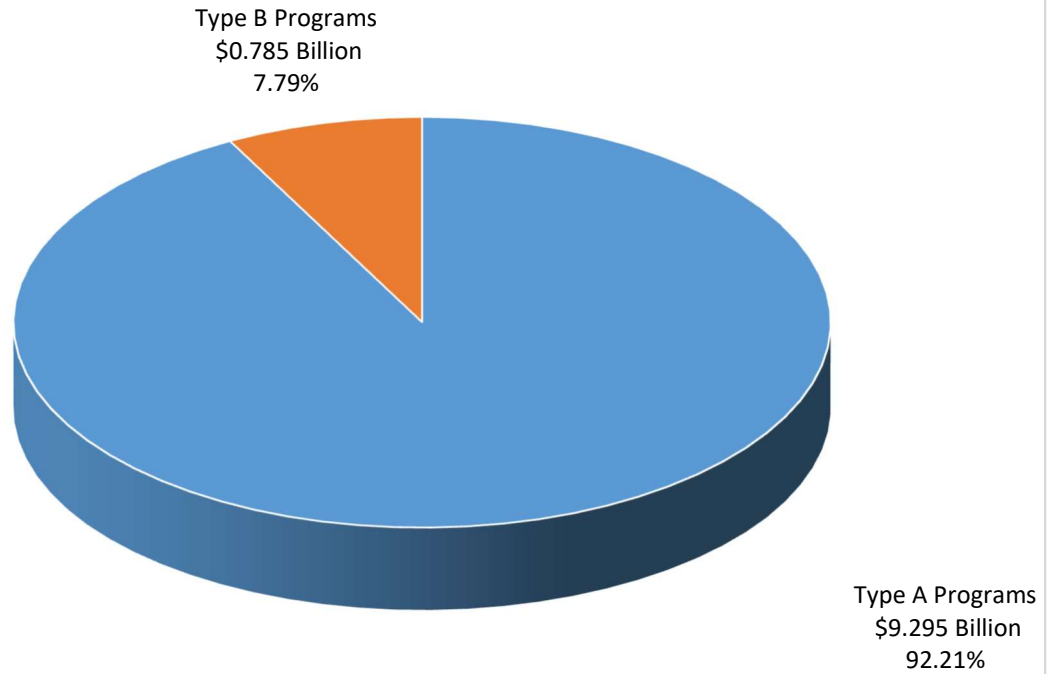
Uniform Guidance requires a risk-based approach to auditing federal programs. Under the risk-based approach, programs are classified as Type A or Type B programs based on a dollar level computed in accordance with Uniform Guidance. Type A programs for the State are those programs which exceeded \$30,000,000 in federal awards expended for the fiscal year ended June 30, 2022. All other programs are classified as Type B. For the year ended June 30, 2022, 12 Type A and 6 Type B programs were audited as major programs in accordance with Uniform Guidance requirements. The State had 26 Type A programs and hundreds of Type B programs in fiscal year 2022. (See the Type A vs Type B Programs chart on the following page.)

Presentation

This report includes all required information for the single audit except the State’s financial statements and our report thereon, which were issued under separate cover. A Schedule of Expenditures of Federal Awards by federal agency is presented as required. An optional Schedule sorted by state agency is also presented. The required summary of our audit results, including a list of the major programs audited, is presented on pages 128–29. In addition, management’s corrective action plan and summary schedule of prior audit findings are presented in separate sections of the report. The type of each finding and the auditor’s report(s) to which it relates are listed in the foregoing Table of Contents.

INTRODUCTION

**TYPE A vs TYPE B PROGRAMS
TOTAL FEDERAL ASSISTANCE
FOR THE FISCAL YEAR ENDED JUNE 30, 2022**
(includes loan balances and disbursements)





OFFICE OF THE
STATE AUDITOR

Independent Auditor's Report

On Internal Control over Financial Reporting and on Compliance and Other Matters Based on an Audit of Financial Statements Performed in Accordance with *Government Auditing Standards*

To the Members of the Utah State Legislature
and
The Honorable Spencer J. Cox
Governor, State of Utah

We have audited, in accordance with the auditing standards generally accepted in the United States of America and the standards applicable to financial audits contained in *Government Auditing Standards* issued by the Comptroller General of the United States, the financial statements of the governmental activities, the business-type activities, the aggregate discretely presented component units, each major fund, and the aggregate remaining fund information of the State of Utah (the State), as of and for the year ended June 30, 2022, and the related notes to the financial statements, which collectively comprise the State's basic financial statements. We have issued our report thereon dated December 14, 2022.

Our report includes a reference to other auditors who audited the financial statements of the School and Institutional Trust Funds Office, Student Assistance Programs, Public Employees Health Program, Utah Transit Authority, the University of Utah's Hospitals and Clinics and component units, Utah State University's Space Dynamics Laboratory, Utah Inland Port Authority, Utah Retirement Systems, and the Utah Educational Savings Plan dba my529, as described in our report on the State's financial statements. This report does not include the results of the other auditors' testing of internal control over financial reporting or compliance and other matters that are reported separately by those auditors.

Report on Internal Control over Financial Reporting

In planning and performing our audit of the financial statements, we considered the State's internal control over financial reporting (internal control) to determine the audit procedures that are appropriate in the circumstances for the purpose of expressing our opinions on the financial statements, but not for the purpose of expressing an opinion on the effectiveness of the State's internal control. Accordingly, we do not express an opinion on the effectiveness of the State's internal control.

Our consideration of internal control was for the limited purpose described in the preceding paragraph and was not designed to identify all deficiencies in internal control that might be material weaknesses or significant deficiencies and therefore, material weaknesses or significant deficiencies may exist that have not been identified. However, as described in the accompanying schedule of findings and questioned costs, we did identify certain

deficiencies in internal control, one of which we consider to be a material weakness and two of which we consider to be significant deficiencies.

A *deficiency in internal control* exists when the design or operation of a control does not allow management or employees, in the normal course of performing their assigned functions, to prevent, or to detect and correct, misstatements on a timely basis. A *material weakness* is a deficiency, or a combination of deficiencies, in internal control such that there is a reasonable possibility that a material misstatement of the entity's financial statements will not be prevented, or detected and corrected, on a timely basis. We consider the deficiency described in the accompanying schedule of findings and questioned costs as Finding 2022-001 to be a material weakness.

A *significant deficiency* is a deficiency, or a combination of deficiencies, in internal control that is less severe than a material weakness, yet important enough to merit attention by those charged with governance. We consider the deficiencies described in the accompanying schedule of findings and questioned costs as Findings 2022-002 and 2022-003 to be significant deficiencies.

Report on Compliance and Other Matters

As part of obtaining reasonable assurance about whether the State's financial statements are free from material misstatement, we performed tests of its compliance with certain provisions of laws, regulations, contracts, and grant agreements, noncompliance with which could have a direct and material effect on the determination of financial statement amounts. However, providing an opinion on compliance with those provisions was not an objective of our audit, and accordingly, we do not express such an opinion. The results of our tests disclosed no instances of noncompliance or other matters that are required to be reported under *Government Auditing Standards*.

The State's Response to Findings

Government Auditing Standards requires the auditor to perform limited procedures on the State's responses to the findings identified in our audit and described in the accompanying schedule of findings and questioned costs. The State's responses were not subjected to the auditing procedures applied in the audit of the financial statements and, accordingly, we express no opinion on it.

Purpose of this Report

The purpose of this report is solely to describe the scope of our testing of internal control and compliance and the results of that testing, and not to provide an opinion on the effectiveness of the entity's internal control or on compliance. This report is an integral part of an audit performed in accordance with *Government Auditing Standards* in considering the entity's internal control and compliance. Accordingly, this communication is not suitable for any other purpose. However, pursuant to *Utah Code* Title 63G Chapter 2, this report is a matter of public record, and as such, its distribution is not limited.

Office of the State Auditor

Office of the State Auditor
Salt Lake City, Utah
December 14, 2022



OFFICE OF THE
STATE AUDITOR

Independent Auditor's Reports on:

- **Compliance For Each Major Federal Program**
- **Internal Control Over Compliance Required by *Uniform Guidance***
- **Schedule of Expenditures of Federal Awards Required by *Uniform Guidance***

To the Members of the Utah State Legislature
and

The Honorable Spencer J. Cox
Governor, State of Utah

Report on Compliance for Each Major Federal Program

Qualified and Unmodified Opinions

We have audited the State of Utah's (State's) compliance with the types of compliance requirements identified as subject to audit in the *2022 OMB Compliance Supplement* that could have a direct and material effect on each of the State's major federal programs for the year ended June 30, 2022. The State's major federal programs are identified in the Summary of Auditor's Results section of the accompanying "Schedule of Findings and Questioned Costs."

Qualified Opinion on the Emergency Rental Assistance Program

In our opinion, except for the noncompliance described in the Basis for Qualified and Unmodified Opinions section of our report, the State of Utah complied, in all material respects, with the compliance requirements referred to above that could have a direct and material effect on the Emergency Rental Assistance Program (ALN 21.023) for the year ended June 30, 2022.

Unmodified Opinion for Each of the Other Major Federal Programs

In our opinion, the State of Utah complied, in all material respects, with the types of compliance requirements referred to above that could have a direct and material effect on each of its other major federal programs identified in the Summary of Auditor's Results section of the accompanying schedule of findings and questioned costs for the year ended June 30, 2022.

We did not audit the Federal Family Education Loan Program (ALN 84.032). This program was audited by other auditors whose reports thereon have been furnished to us, and our opinion, insofar as it relates to compliance requirements for these programs, is based solely on the reports of the other auditors.

The State's basic financial statements include the operations of Utah Transit Authority (UTA), a discretely presented component unit. UTA expended \$179.5 million in federal awards for its fiscal year ended December 31, 2021. Its federal awards were audited by other auditors in accordance with the audit requirements of Title 2 U.S. *Code of Federal*

Regulations Part 200, Uniform Administrative Requirements, Cost Principles, and Audit Requirements for Federal Awards. The results of that audit are reported separately.

Basis for Qualified and Unmodified Opinions

We conducted our audit of compliance in accordance with auditing standards generally accepted in the United States of America; the standards applicable to financial audits contained in *Government Auditing Standards* issued by the Comptroller General of the United States; and the audit requirements of Title 2 U.S. *Code of Federal Regulations Part 200, Uniform Administrative Requirements, Cost Principles, and Audit Requirements for Federal Awards (Uniform Guidance)*. Our responsibilities under those standards and *Uniform Guidance* are further described in the Auditor's Responsibilities for the Audit of Compliance section of our report.

We are required to be independent of the State and to meet our ethical responsibilities, in accordance with relevant ethical requirements relating to our audit. We believe that the audit evidence we have obtained is sufficient and appropriate to provide a basis for our opinion on compliance for each major federal program. Our audit does not provide a legal determination of the State's compliance with the compliance requirements referred to above.

Matter Giving Rise to Qualified Opinion on the Emergency Rental Assistance Program

As described in the accompanying schedule of findings and questioned costs, the State did not comply with requirements regarding the Emergency Rental Assistance Program (ALN 21.023) as described in finding number 2022-019 for Eligibility, Allowable Activities, and Allowable Costs.

Compliance with such requirements is necessary, in our opinion, for the State to comply with the requirements applicable to that program.

Responsibilities of Management for Compliance

Management is responsible for compliance with the requirements referred to above and for the design, implementation, and maintenance of effective internal control over compliance with the requirements of laws, statutes, regulations, rules, and provisions of contracts or grant agreements applicable to the State's federal programs.

Auditor's Responsibilities for the Audit of Compliance

Our objectives are to obtain reasonable assurance about whether material noncompliance with the compliance requirements referred to above occurred, whether due to fraud or error, and to express an opinion on the State's compliance based on our audit. Reasonable assurance is a high level of assurance but is not absolute assurance and therefore is not a guarantee that an audit conducted in accordance with generally accepted auditing standards, *Government Auditing Standards*, and *Uniform Guidance* will always detect material noncompliance when it exists. The risk of not detecting material noncompliance resulting from fraud is higher than for that resulting from error, as fraud may involve collusion, forgery, intentional omissions, misrepresentations, or the override of internal control. Noncompliance with the compliance requirements referred to above is considered material if there is a substantial likelihood that, individually or in the aggregate, it would influence the judgment made by a reasonable user of the report on compliance about the State's compliance with the requirements of each major federal program as a whole.

In performing an audit in accordance with generally accepted auditing standards, *Government Auditing Standards*, and *Uniform Guidance*, we:

- Exercise professional judgment and maintain professional skepticism throughout the audit.
- Identify and assess the risks of material noncompliance, whether due to fraud or error, and design and perform audit procedures responsive to those risks. Such procedures include examining, on a test basis, evidence regarding the State's compliance with the compliance requirements referred to above and performing such other procedures as we considered necessary in the circumstances.
- Obtain an understanding of the State's internal control over compliance relevant to the audit in order to design audit procedures that are appropriate in the circumstances and to test and report on internal control over compliance in accordance with *Uniform Guidance*, but not for the purpose of expressing an opinion on the effectiveness of the State's internal control over compliance. Accordingly, no such opinion is expressed.

We are required to communicate with those charged with governance regarding, among other matters, the planned scope and timing of the audit and any significant deficiencies and material weaknesses in internal control over compliance that we identified during the audit.

Other Matters

The results of our auditing procedures disclosed other instances of noncompliance, which are required to be reported in accordance with *Uniform Guidance* and which are identified as **Type H** in the foregoing "Table of Contents" and described in the accompanying "Schedule of Findings and Questioned Costs." Our opinion on each major federal program is not modified with respect to these matters.

Government Auditing Standards requires the auditor to perform limited procedures on the State's response to the noncompliance findings identified in our compliance audit described in the accompanying schedule of findings and questioned costs. The State's response was not subjected to the other auditing procedures applied in the audit of compliance and, accordingly, we express no opinion on the response.

Report on Internal Control Over Compliance

Our consideration of internal control over compliance was for the limited purpose described in the Auditor's Responsibilities for the Audit of Compliance section above and was not designed to identify all deficiencies in internal control over compliance that might be material weaknesses or significant deficiencies in internal control over compliance and therefore, material weaknesses or significant deficiencies may exist that were not identified. However, as discussed below, we did identify certain deficiencies in internal control over compliance that we consider to be material weaknesses and significant deficiencies.

A *deficiency in internal control over compliance* exists when the design or operation of a control over compliance does not allow management or employees, in the normal course of performing their assigned functions, to prevent, or to detect and correct, noncompliance with a type of compliance requirement of a federal program on a timely basis. A *material*

weakness in internal control over compliance is a deficiency, or a combination of deficiencies, in internal control over compliance, such that there is a reasonable possibility that material noncompliance with a type of compliance requirement of a federal program will not be prevented, or detected and corrected, on a timely basis. We consider the deficiencies in internal control over compliance described in the accompanying schedule of findings and questioned costs as items 2022-004, 2022-006, 2022-019, and 2022-020 to be material weaknesses.

A *significant deficiency in internal control over compliance* is a deficiency, or a combination of deficiencies, in internal control over compliance with a type of compliance requirement of a federal program that is less severe than a material weakness in internal control over compliance, yet important enough to merit attention by those charged with governance. We consider the deficiencies in internal control over compliance identified in the foregoing “Table of Contents” as **Type F** to be significant deficiencies. The accompanying schedule of findings and questioned costs describes each of these significant deficiencies.

Our audit was not designed for the purpose of expressing an opinion on the effectiveness of internal control over compliance. Accordingly, no such opinion is expressed.

Government Auditing Standards requires the auditor to perform limited procedures on the State’s response to the internal control over compliance findings identified in our audit and described in the accompanying schedule of findings and questioned costs. The State’s response was not subjected to the other auditing procedures applied in the audit of compliance and, accordingly, we express no opinion on the response.

The purpose of this report on internal control over compliance is solely to describe the scope of our testing of internal control over compliance and the results of that testing based on the requirements of *Uniform Guidance*. Accordingly, this report is not suitable for any other purpose.

Report on the Schedule of Expenditures of Federal Awards Required by Uniform Guidance

We have audited the financial statements of the governmental activities, the business-type activities, the aggregate discretely presented component units, each major fund, and the aggregate remaining fund information of the State of Utah, as of and for the year ended June 30, 2022, and the related notes to the financial statements, which collectively comprise the State’s basic financial statements. We have issued our report thereon, which contained unmodified opinions, dated December 14, 2022.

Our audit was conducted for the purpose of forming opinions on the State of Utah’s basic financial statements. The accompanying “Schedule of Expenditures of Federal Awards” is presented for purposes of additional analysis as required by *Uniform Guidance* and is not a required part of the basic financial statements. Such information is the responsibility of management and was derived from and relates directly to the underlying accounting and other records used to prepare the basic financial statements.

The Schedule of Expenditures of Federal Awards has been subjected to the auditing procedures applied in the audit of the financial statements and certain additional procedures, including comparing and reconciling such information directly to the underlying accounting and other records used to prepare the basic financial statements, and other additional procedures, in accordance with auditing standards generally accepted in the United States of America. The accompanying “Schedule of Expenditures of Federal

Awards” does not include UTA’s \$179.5 million in federal awards expended for its fiscal year ended December 31, 2021; these expenditures were reported on separately.

In our opinion, based on our audit and the report of other auditors, the “Schedule of Expenditures of Federal Awards” is fairly stated, in all material respects, in relation to the basic financial statements as a whole.

Office of the State Auditor

Office of the State Auditor

Salt Lake City, Utah

February 28, 2023

(This page intentionally left blank)

Schedule of Expenditures of Federal Awards

By Federal Agency

State of Utah
Schedule of Expenditures of Federal Awards
For the Year Ended June 30, 2022

| Federal Agency/Program or Cluster | ALN Number (Award Number)* | Pass-Through Entity | Pass-Through Identification Number | Directly Expended | Provided to Subrecipients |
|---|--------------------------------|--|---------------------------------------|-------------------|------------------------------|
| Research and Development Programs | | | | | |
| Department of Agriculture | | | | | |
| Department of Agriculture | 10 (VARIOUS) | | | 189,031 | - |
| Agriculture and Food Research Initiative (AFRI) | 10.310 (20166701231495) | | | 4,452 | - |
| Acer Access Development Program | 10.174 (21ACERUT1001-00) | | | 49,553 | 16,178 |
| Agricultural Genome to Phenome Initiative | 10.332 (024256F) | Iowa State University | 024256F | 2,049 | - |
| Agricultural Research, Basic and Applied Research | 10.001 (58-2072-0-036) | | | 69,240 | - |
| Agricultural Research, Basic and Applied Research | 10.001 (Various) | | | 508,705 | - |
| Agricultural Research, Basic and Applied Research | 10.001 (080300.327073.02) | Mississippi State University | 080300.327073.02 | 16,884 | - |
| | | Research Corporation for Science Advancement | 28380 | 16,323 | - |
| Agricultural Research, Basic and Applied Research | 10.310 (VARIOUS) | | | 2,045,351 | 114,999 |
| Agriculture and Food Research Initiative (AFRI) | 10.310 (1319858-G003955) | WASHINGTON STATE UNIVERSITY | 1319858-G003955 | 59,811 | - |
| Agriculture and Food Research Initiative (AFRI) | 10.310 (ASUB0000697) | ARIZONA STATE UNIVERSITY | ASUB0000697 | 82,556 | - |
| Agriculture and Food Research Initiative (AFRI) | 10.310 (1556406) | University of Colorado at Boulder | 1556406 | 14,257 | - |
| Agriculture and Food Research Initiative (AFRI) | 10.310 (A22-0050-S002) | University of California at Merced | A22-0050-S002 | 71,610 | - |
| Agriculture and Food Research Initiative (AFRI) | 10.310 (023318A) | Iowa State University | 023318A | 45,342 | - |
| Agriculture and Food Research Initiative (AFRI) | 10.310 (5000213-USDA) | Penn State University | 5000213-USDA | 85,966 | - |
| Agriculture and Food Research Initiative (AFRI) | 10.310 (21A534-01) | Texas Tech University | 21A534-01 | 23,353 | - |
| Agriculture and Food Research Initiative (AFRI) | 10.310 (VARIOUS) | University of Idaho | VARIOUS | 18,682 | - |
| Agriculture and Food Research Initiative (AFRI) | 10.310 (UNR-17-54) | University of Nevada at Reno | UNR-17-54 | 50,042 | - |
| Agriculture and Food Research Initiative (AFRI) | 10.310 (2020-2713-01) | North Carolina State University | 2020-2713-01 | 27,262 | - |
| Agriculture and Food Research Initiative (AFRI) | 10.310 (A22-1483-S018) | University of California at Davis | A22-1483-S018 | 21,390 | - |
| Agriculture and Food Research Initiative (AFRI) | 10.310 (100637) | Multiplier | 100637 | 6,823 | - |
| Alfalfa and Forage Research Program | 10.330 (3200002567-20-022) | University of Kentucky Research Foundation | 3200002567-20-022 | 53 | - |
| Alfalfa and Forage Research Program | 10.330 (2019-70005-30363) | | | 135,561 | 54,452 |
| Alfalfa and Forage Research Program | 10.330 (A19-1564-S001) | University of California at Davis | A19-1564-S001 | 994 | - |
| Animal Health and Disease Research | 10.207 (Various) | | | 22,710 | - |
| Cooperative Extension Service | 10.500 (134194 G004223) | Washington State University | 134194 G004223 | 3,921 | - |
| Cooperative Extension Service | 10.500 (2021-41521-35102) | | | 66,067 | 8,597 |
| Cooperative Extension Service | 10.500 (H007172413) | University of Minnesota | H007172413 | 26,801 | - |
| Cooperative Extension Service | 10.500 (Various) | Washington State University | Various | 55,878 | - |
| Cooperative Extension Service | 10.500 (Various) | eXtension Foundation | Various | 48,244 | 4,543 |
| Cooperative Forestry Research | 10.202 (Various) | | | 204,925 | - |
| Crop Protection and Pest Management, Competitive Grants Program | 10.329 (2019-70006-30452) | | | 58,444 | 18,749 |
| Crop Protection and Pest Management, Competitive Grants Program | 10.329 (C00059074-1) | University of Missouri at Columbia | C00059074-1 | 3,379 | - |
| Department of Agriculture | 10 (0786941-17762 GRANT AB211) | UNIVERSITY OF ILLINOIS URBANA-CHAMPAIGN | 0786941-17762 GRANT AB211 | (1,673) | - |
| Department of Agriculture | 10 (None Provided) | Gretchen Swanson Center for Nutrition | None Provided | 2,445 | - |
| Environmental Quality Incentives Program | 10.912 (3-580990-USU1) | Oklahoma State University | 3-580990-USU1 | 99,503 | - |
| Environmental Quality Incentives Program | 10.912 (FED# NR223A750013G009) | Utah Association of Conservation Districts | FED# NR223A750013G009 | 115 | - |
| Forest Health Protection | 10.680 (VARIOUS) | | | 65,051 | - |
| Grants for Agricultural Research, Special Research Grants | 10.200 (200-1035-100-00015) | | | 8,615 | - |
| Higher Education— Graduate Fellowships Grant Program | 10.210 (2020-38420-30721) | | | 31,393 | - |
| Integrated Programs | 10.303 (Various) | | | 498,868 | - |
| Organic Agriculture Research and Extension Initiative | 10.307 (Various) | | | 437,008 | 169,683 |

*Award number provided either when ALN is incomplete or not available or in association with Research and Development awards, as required

State of Utah
Schedule of Expenditures of Federal Awards
For the Year Ended June 30, 2022

| Federal Agency/Program or Cluster | ALN Number (Award Number)* | Pass-Through Entity | Pass-Through Identification Number | Directly Expended | Provided to Subrecipients |
|--|--------------------------------|------------------------------------|---------------------------------------|-------------------|------------------------------|
| Partnership Agreements | 10.699 (Various) | | | 498,592 | - |
| Payments to Agricultural Experiment Stations Under the Hatch Act | 10.203 (Various) | | | 2,460,477 | - |
| Plant and Animal Disease, Pest Control, and Animal Care | 10.025 (Various) | | | 314,629 | - |
| Renewable Resources Extension Act And National Focus Fund Projects | 10.515 (SA20-5381-01) | University of California-ANR | SA20-5381-01 | 2,396 | - |
| Research Joint Venture and Cost Reimbursable Agreements | 10.707 (Various) | | | 207,170 | - |
| Rural Health and Safety Education Competitive Grants Program | 10.516 (2018-46100-28782) | Heart of the Rockies Initiative | SA-2021-01 | 26,102 | 11,585 |
| Soil and Water Conservation | 10.902 (SA-2021-01) | | | 36,004 | - |
| Soil and Water Conservation | 10.902 (Various) | | | 224,854 | 22,688 |
| Specialty Crop Block Grant Program - Farm Bill | 10.170 (21-0562) | Brigham Young University | 21-0562 | 7,915 | - |
| Specialty Crop Research Initiative | 10.309 (133336-G003923) | WASHINGTON STATE UNIVERSITY | 133336-G003923 | 155,619 | - |
| Specialty Crop Research Initiative | 10.309 (C05658-F) | OREGON STATE UNIVERSITY | C05658-F | 80,906 | - |
| Specialty Crop Research Initiative | 10.309 (133321-G004112) | Washington State University | 133321-G004112 | 50,203 | - |
| Specialty Crop Research Initiative | 10.309 (79611-10751) | Cornell University | 79611-10751 | 44,119 | - |
| Specialty Crop Research Initiative | 10.309 (SUB00001765) | UGA Research Foundation, Inc. | SUB00001765 | 210,458 | - |
| Specialty Crop Research Initiative | 10.309 (2021-51181-35868) | | | 61,707 | 21,327 |
| Sun Grant Program | 10.320 (U1522C-B) | Oregon State University | U1522C-B | 33,386 | - |
| Sustainable Agriculture Research and Education | 10.215 (Various) | | | 1,302,216 | 922,181 |
| Sustainable Agriculture Research and Education | 10.215 (Various) | Montana State University | Various | 136,577 | - |
| Wetlands Reserve Program | 10.072 (NR213A750023C005) | | | 139,588 | 93,363 |
| Wildlife Services | 10.028 (Various) | | | 149,926 | - |
| Total Department of Agriculture | | | | 11,319,828 | 1,458,345 |
| Department of Commerce | | | | | |
| Applied Meteorological Research | 11.468 (VARIOUS) | | | 134,736 | - |
| Applied Meteorological Research | 11.468 (TASK ORDER S2020-144A) | SYNOPTIC DATA CORPORATION | TASK ORDER S2020-144A | 76,683 | - |
| Arrangements for Interdisciplinary Research Infrastructure | 11.619 (2022-0444-01) | North Carolina State University | 2022-0444-01 | 29,260 | - |
| Climate and Atmospheric Research | 11.431 (VARIOUS) | | | 252,741 | - |
| Climate and Atmospheric Research | 11.431 (1561199 PO:1001579165) | UNIVERSITY OF COLORADO AT BOULDER | 1561199 PO:1001579165 | 53,458 | - |
| Climate and Atmospheric Research | 11.431 (NA210AR4310231) | | | 3,302 | - |
| Climate and Atmospheric Research | 11 (1333ND20PNB680359) | | | 96,956 | - |
| Department of Commerce | 11.609 (70NANB20H018) | NORTHEASTERN UNIVERSITY | 505184-78050 | 4,770 | - |
| Measurement and Engineering Research and Standards | 11.011 (505184-78050) | | | 68,971 | - |
| Ocean Exploration | 11.459 (VARIOUS) | | | 34,009 | - |
| Weather and Air Quality Research | | | | 259,119 | 15,171 |
| Total Department of Commerce | | | | 1,014,005 | 15,171 |
| Department of Defense | | | | | |
| Air Force Defense Research Sciences Program | 12.800 (VARIOUS) | | | 1,493,031 | 621,490 |
| Air Force Defense Research Sciences Program | 12.800 (1657) | BROWN UNIVERSITY | 1657 | 175,314 | - |
| Air Force Defense Research Sciences Program | 12.800 (FA864921P1464-UU) | ELPHEL INC | FA864921P1464-UU | 163,949 | - |
| Air Force Defense Research Sciences Program | 12.800 (KR 703978) | UNIVERSITY OF CALIFORNIA SAN DIEGO | KR 703978 | 247,298 | - |
| Air Force Defense Research Sciences Program | 12.800 (S-001521) | UNIVERSITY OF CALIFORNIA RIVERSIDE | S-001521 | 113,439 | - |
| Air Force Defense Research Sciences Program | 12.800 (S-109-463-002) | UES INC | S-109-463-002 | 3,640 | - |
| Air Force Defense Research Sciences Program | 12.800 (FA9550-21-1-0437) | | | 145,718 | - |
| Basic and Applied Scientific Research | 12.300 (VARIOUS) | | | 1,472,350 | 121,773 |
| Basic and Applied Scientific Research | 12.300 (10054228) | TOUCHLIGHT GENETICS LIMITED | 10054228 | 235,292 | - |
| Basic and Applied Scientific Research | 12.300 (2002694588) | JOHNS HOPKINS UNIVERSITY | 2002694588 | 1,831 | - |

*Award number provided either when ALN is incomplete or not available or in association with Research and Development awards, as required

State of Utah
 Schedule of Expenditures of Federal Awards
 For the Year Ended June 30, 2022

| Federal Agency/Program or Cluster | ALN Number (Award Number)* | Pass-Through Entity | Pass-Through Identification Number | Directly Expended | Provided to Subrecipients |
|--|---|--|---------------------------------------|-------------------|------------------------------|
| Basic and Applied Scientific Research | 12.300 (088513-16628) | UNIVERSITY OF IL AT URBANA- CHAMPAIGN | 088513-16628 | 46,505 | - |
| Basic and Applied Scientific Research | 12.300 (65016354-01) | UNIVERSITY OF CENTRAL FLORIDA | 65016354-01 | 3,738 | - |
| Basic and Applied Scientific Research | 12.300 (PG21-61919-02) | UNIVERSITY OF MONTANA | PG21-61919-02 | 94,219 | - |
| Basic and Applied Scientific Research | 12.300 (VARIOUS) | UNIVERSITY OF NOTRE DAME | VARIOUS | 205,252 | - |
| Basic and Applied Scientific Research | 12.300 (VARIOUS) | VANDERBILT UNIVERSITY | VARIOUS | 74,778 | - |
| Basic Scientific Research | 12.431 (VARIOUS) | | | 2,014,645 | 1,236,462 |
| Basic Scientific Research | 12.431 (4500003946) | BOSTON UNIVERSITY | 4500003946 | 55,549 | - |
| Basic Scientific Research | 12.431 (203110-718) | UTAH STATE UNIVERSITY | 203110-718 | 104,994 | - |
| Basic Scientific Research | 12.431 (None Provided) | Autonomous Solutions, Inc. | None Provided | 92,500 | - |
| Basic Scientific Research | 12.431 (G109-21-W7534) | Montana State University | G109-21-W7534 | 7,480 | - |
| Basic, Applied, and Advanced Research in Science and Engineering | 12.630 (W911NF1220023) | Texas State University at San | | 1,374,771 | 870,003 |
| Basic, Applied, and Advanced Research in Science and Engineering | 12.630 (21037-83575-1) | Marcos | 21037-83575-1 | 40,407 | - |
| Department of Defense | 12 (VARIOUS) | | | 128,715,940 | 20,740,643 |
| Department of Defense | 12 (2004366418) | JOHNS HOPKINS UNIVERSITY | 2004366418 | 16,737 | - |
| Department of Defense | 12 (1013370_UUT) | UNIVERSITY OREGON HEALTH & SCIENCE | 1013370_UUT | 89,924 | - |
| Department of Defense | 12 (VARIOUS) | ESPIRA | VARIOUS | 157,277 | - |
| Department of Defense | 12 (PO 2004757094) | JOHNS HOPKINS UNIVERSITY | PO 2004757094 | 98,453 | - |
| Department of Defense | 12 (N6600115C4017) | | | 49,909 | - |
| Department of Defense | 12 (1081441) | BAE SYSTEMS | 1081441 | (201) | - |
| Department of Defense | 12 (10056182) | OBLATE OPTICS INC | 10056182 | 60,633 | - |
| Department of Defense | 12 (1(GG012664)) | COLUMBIA UNIVERSITY | 1(GG012664) | 138 | - |
| Department of Defense | 12 (S4628 (PO 194184)) | MASSACHUSETTS INSTITUTE OF TECHNOLOGY | S4628 (PO 194184) | 54,049 | - |
| Department of Defense | 12 (10058508) | ICONIC AIR | 10058508 | 37,662 | - |
| Department of Defense | 12 (10058581) | COGNITECH CORP | 10058581 | (86) | - |
| Department of Defense | 12 (10060777) | QUESTEK INNOVATIONS | 10060777 | 59,931 | - |
| Department of Defense | 12 (PO 13367) | ENGINEERING + SOFTWARE SYSTEM SOLUTIONS | PO 13367 | 13,834 | - |
| Department of Defense | 12 (WSUH16368) | WICHITA STATE UNIVERSITY | WSUH16368 | 136,098 | - |
| Department of Defense | 12 (VARIOUS) | ROGUE SPACE SYSTEMS CORP | VARIOUS | 65,511 | - |
| Department of Defense | 12 (10058891) | TRAIL OF BITS | 10058891 | 16,039 | - |
| Department of Defense | 12 (86741105540-18592) | UNIVERSITY OF IL AT URBANA- CHAMPAIGN | 86741105540-18592 | 47,380 | - |
| Department of Defense | 12 (PO 57482) | SRI INTERNATIONAL | PO 57482 | 115,392 | - |
| Department of Defense | 12 (1554466) | UNIVERSITY OF COLORADO AT BOULDER | 1554466 | (10,094) | - |
| Department of Defense | 12 (2004848719) | JOHNS HOPKINS UNIVERSITY | 2004848719 | 12,004 | - |
| Department of Defense | 12 (4666 PO953258 HJF65544) | HENRY M. JACKSON FNDR ADVNCMINT MIL MED | 4666 PO953258 HJF65544 | 561,460 | - |
| Department of Defense | 12 (FP00009533_SA004) | VIRGINIA COMMONWEALTH UNIVERSITY | FP00009533_SA004 | 379,458 | - |
| Department of Defense | 12 (NONE) | INNOSYS INC. | NONE | 16,577 | - |
| Department of Defense | 12 (S-D00243-10-IDIQ-UOU / PO21-00517) | APPLIED RESEARCH ASSOCIATES INC | S-D00243-10-IDIQ-UOU / PO21- 00517 | 16,958 | - |
| Department of Defense | 12 (TXS0150731) | KBRWYLE | TXS0150731 | (3,989) | - |
| Department of Defense | 12 (UNIV61654) | VANDERBILT UNIVERSITY | UNIV61654 | 20,101 | - |
| Department of Defense | 12 (VARIOUS) | MILITARY & HEALTH RESEARCH FOUNDATION | VARIOUS | 275,121 | - |

*Award number provided either when ALN is incomplete or not available or in association with Research and Development awards, as required

State of Utah
Schedule of Expenditures of Federal Awards
For the Year Ended June 30, 2022

| Federal Agency/Program or Cluster | ALN Number (Award Number)* | Pass-Through Entity | Pass-Through Identification Number | Directly Expended | Provided to Subrecipients |
|--|--|---|---|-------------------|------------------------------|
| Department of Defense | 12 (VARIOUS) | WASHINGTON UNIVERSITY IN ST LOUIS | VARIOUS | 779,950 | - |
| Department of Defense | 12 (MSA 19S23530AU22 - PO 111302) | AECOM Technical Services, Inc. | MSA 19S23530AU22 - PO 111302 | 2,599 | - |
| Department of Defense | 12 (1158117) | Alion Science and Technology | 1158117 | 50,370 | - |
| Department of Defense | 12 (AFRL-Subject Matter Expert: Bi) | ARCTOS Technology Solutions, LLC | AFRL-Subject Matter Expert: Bi | 99,520 | - |
| Department of Defense | 12 (H98230-18-C-0172) | Maryland Procurement Office | H98230-18-C-0172 | 82,020 | - |
| Department of Defense | 12 (None Provided) | QuayChain Technologies, Inc. | None Provided | 12,514 | - |
| Department of Defense | 12 (None Provided) | Research In Flight | None Provided | 25,000 | - |
| Department of Defense | 12 (USU MASTER AGREEMENT & TOS) | Schnabel Engineering, LLC | USU MASTER AGREEMENT & TOS | 1,104,597 | - |
| Department of Defense | 12 (SUBCON002137) | University Corporation for Atmospheric Research (UCAR) | SUBCON002137 | 52,064 | - |
| Department of Defense | 12 (Subcontract SD103-100 TO3) | Applied Technology Associates Aerospace | Subcontract SD103-100 TO3 | 11,351 | - |
| Department of Defense | 12 (262-09 / 2020-411) | Atmospheric & Space Technology Research Associates, LLC | 262-09 / 2020-411 | 558,385 | - |
| Department of Defense | 12 (Various) | BAE Systems | Various | 30,580 | - |
| Department of Defense | 12 (P000116452 / W15P7T-19-D-0157) | CACI Technologies, LLC | P000116452 / W15P7T-19-D-0157 | 84,331 | - |
| Department of Defense | 12 (PO011279 / FA8650-19-C-9203) | Dzyne Technologies Incorporated | PO011279 / FA8650-19-C-9203 | 2,959 | - |
| Department of Defense | 12 (Various) | Georgia Institute of Technology | Various | 45,557 | - |
| Department of Defense | 12 (D8495-S3 / W31P4Q-18-D-0002) | Georgia Tech Applied Research Corporation | D8495-S3 / W31P4Q-18-D-0002 | 687,206 | - |
| Department of Defense | 12 (USU-19-F-8136 / FA8622-19-F-8136) | HX5, LLC | USU-19-F-8136 / FA8622-19-F-8136 | 307,596 | - |
| Department of Defense | 12 (VARIOUS) | L3HARRIS Technologies, Inc. | VARIOUS | 289,685 | - |
| Department of Defense | 12 (Various) | Millennium Engineering and Integration Company | Various | (5,529) | - |
| Department of Defense | 12 (MP00285675 / 19-C-0064) | Northrop Grumman Systems Corporation | MP00285675 / 19-C-0064 | 12,716 | - |
| Department of Defense | 12 (PO SC20190009 / Prime N00173-N00173-16-F-6402) | Praxis, Inc. | PO SC20190009 / Prime N00173-16-F-6402 | 267,045 | - |
| Department of Defense | 12 (19S-0155 / Prime W9113M-19-F-0016) | Radiance Technologies, Inc. | 19S-0155 / Prime W9113M-19-F-0016 | 27,925 | - |
| Department of Defense | 12 (Various) | Raytheon Company | Various | 254,363 | - |
| Department of Defense | 12 (4202414086 / 4103856333) | Raytheon Space and Airborne Systems | 4202414086 / 4103856333 | 55,627 | - |
| Department of Defense | 12 (01-20190328) | SEOPS, LLC | 01-20190328 | (82) | - |
| Department of Defense | 12 (Subcontract TSC-1216-60191 / W56KGU-19-C-0057) | Technology Service Corporation | Subcontract TSC-1216-60191 / W56KGU-19-C-0057 | 35,384 | - |
| Department of Defense | 12 (GG12196.POW#2150693 / FA9453-19-1-007) | University of Virginia | GG12196.POW#2150693 / FA9453-19-1-007 | 40,572 | - |
| Economic Adjustment Assistance for State Governments | 12.617 (VARIOUS) | | | 137,052 | 9,386 |
| Military Medical Research and Development | 12.420 (VARIOUS) | UNIVERSITY OF WISCONSIN-MADISON | | 8,811,397 | 2,826,463 |
| Military Medical Research and Development | 12.420 (937) | | 937 | 27,098 | - |
| Military Medical Research and Development | 12.420 (576708) | UNIVERSITY OF PENNSYLVANIA | 576708 | (69) | - |

*Award number provided either when ALN is incomplete or not available or in association with Research and Development awards, as required

State of Utah
 Schedule of Expenditures of Federal Awards
 For the Year Ended June 30, 2022

| Federal Agency/Program or Cluster | ALN Number (Award Number)* | Pass-Through Entity | Pass-Through Identification Number | Directly Expended | Provided to Subrecipients |
|--|----------------------------------|--|---------------------------------------|-------------------|------------------------------|
| Military Medical Research and Development | 12.420 (1562262) | UNIVERSITY OF COLORADO AT BOULDER | 1562262 | 196 | - |
| Military Medical Research and Development | 12.420 (1016810_UUTAH) | OREGON HEALTH & SCIENCE UNIVERSITY | 1016810_UUTAH | 50,201 | - |
| Military Medical Research and Development | 12.420 (12929sc) | UNIVERSITY OF CALIFORNIA SAN FRANCISCO | 12929sc | 1,485 | - |
| Military Medical Research and Development | 12.420 (16-0231/2300179) | MASSACHUSETTS EYE AND EAR INFIRMARY | 16-0231/2300179 | 4,147 | - |
| Military Medical Research and Development | 12.420 (35-5234-2005-001) | UNIVERSITY OF NEBRASKA MEDICAL CENTER | 35-5234-2005-001 | 40,259 | - |
| Military Medical Research and Development | 12.420 (365-101080-110622) | WAKE FOREST UNIVERSITY | 365-101080-110622 | 39,561 | - |
| Military Medical Research and Development | 12.420 (A18-1926-5001) | UNIVERSITY OF CALIFORNIA DAVIS | A18-1926-5001 | (140) | - |
| Military Medical Research and Development | 12.420 (MSRC-FY18-04) | DENVER RESEARCH INSTITUTE | MSRC-FY18-04 | 385,440 | 193,485 |
| Military Medical Research and Development | 12.420 (NTI-CLOTT17-17) | NATIONAL TRAUMA INSTITUTE | NTI-CLOTT17-17 | (13,538) | - |
| Military Medical Research and Development | 12.420 (OS00000797) | UNIVERSITY OF MIAMI | OS00000797 | 17,492 | - |
| Military Medical Research and Development | 12.420 (PO GENFD0001787310) | BOSTON CHILDREN'S HOSPITAL | PO GENFD0001787310 | 47,466 | - |
| Military Medical Research and Development | 12.420 (S-1579-01) | THE GENEVA FOUNDATION | S-1579-01 | 38,216 | - |
| Military Medical Research and Development | 12.420 (W81XWH-21-1-0050) | INTERMOUNTAIN HEALTHCARE | W81XWH-21-1-0050 | 21,905 | - |
| Military Medical Research and Development | 12.420 (VARIOUS) | JOHNS HOPKINS UNIVERSITY | VARIOUS | 90,683 | - |
| Military Medical Research and Development | 12.420 (VARIOUS) | UNIVERSITY OF PITTSBURGH | VARIOUS | 56,117 | - |
| Military Medical Research and Development | 12.420 (471) | University of Wisconsin at Madison | 471 | 916 | - |
| Research and Technology Development | 12.910 (VARIOUS) | | | 2,127,626 | 375,895 |
| Research and Technology Development | 12.910 (UU-00001) | BLACKROCK MICROSYSTEMS | UU-00001 | 321,737 | - |
| Research and Technology Development | 12.910 (X0220A-A) | OREGON STATE UNIVERSITY | X0220A-A | 143,894 | - |
| Research and Technology Development | 12.910 (N660012114031) | | | 186,199 | - |
| Research and Technology Development | 12.910 (P010250578) | Leidos, Inc. | P010250578 | 325,266 | - |
| Research and Technology Development | 12.910 (61654-08) | Embry-Riddle Aeronautical University | 61654-08 | 57,988 | - |
| Uniformed Services University Medical Research Projects | 12.750 (HU0001-17-1-0047) | | | 593,732 | 2,176 |
| Uniformed Services University Medical Research Projects | 12.750 (5803 PO1029505 66552) | HENRY M. JACKSON FNMT ADVNCMNT MIL MED | 5803 PO1029505 66552 | 47,902 | - |
| Uniformed Services University Medical Research Projects | 12.750 (VARIOUS) | THE GENEVA FOUNDATION | VARIOUS | 406,274 | - |
| Uniformed Services University Medical Research Projects | 12.750 (S-10507-02) | The Geneva Foundation | S-10507-02 | 127,005 | - |
| Total Department of Defense | | | | 158,164,728 | 26,997,776 |
| Department of the Interior | | | | | |
| Plant Conservation and Restoration Management | 15.245 (L19AC00199) | | | 3,367 | - |
| Endangered Species Conservation Recovery Implementation Funds | 15.657 (F19A P00568) | | | 15,007 | - |
| National Center for Preservation Technology and Training | 15.923 (P20AP00318) | | | 12,049 | - |
| Assistance to State Water Resources Research Institutes | 15.805 (200227-678) | UTAH STATE UNIVERSITY | 200227-678 | 18,784 | - |
| Assistance to State Water Resources Research Institutes | 15.805 (Various) | | | 109,059 | 18,254 |
| BLM Youth Conservation | 15.243 (L17AC00123) | | | 98,092 | - |
| Cooperative Ecosystem Studies Units | 15.678 (G-50042-01 / F17AC00326) | Colorado State University | G-50042-01 / F17AC00326 | 12,001 | - |
| Cooperative Research and Training Programs – Resources of the National Park System | 15.945 (VARIOUS) | | | 235,059 | - |
| Cooperative Research and Training Programs – Resources of the National Park System | 15.945 (462688-19138) | Virginia Tech Polytechnic Institute and State University | 462688-19138 | 17,880 | - |
| Cooperative Research Units | 15.812 (Various) | | | 51,344 | - |
| Cooperative Watershed Management | 15.554 (None Provided) | GeoSystems Analysis, Inc. | None Provided | 31,088 | - |
| Cultural and Paleontological Resources Management | 15.224 (VARIOUS) | | | 134,085 | - |

*Award number provided either when ALN is incomplete or not available or in association with Research and Development awards, as required

State of Utah
Schedule of Expenditures of Federal Awards
For the Year Ended June 30, 2022

| Federal Agency/Program or Cluster | ALN Number (Award Number)* | Pass-Through Entity | Pass-Through Identification Number | Directly Expended | Provided to Subrecipients |
|--|--------------------------------|---|---------------------------------------|-------------------|------------------------------|
| Cultural Resources Management | 15.511 (R19AC00171) | | | 38,195 | - |
| Department of the Interior | 15 (VARIOUS) | | | 500,844 | - |
| Department of the Interior | 15 (62599) | SWCA ENVIRONMENTAL CONSULTANTS | 62599 | 4,951 | - |
| Department of the Interior | 15 (E1057-153-101) | STAGG RESOURCE CONSULTANTS INC | E1057-153-101 | 2,316 | - |
| Department of the Interior | 15 (NONE) | G2 ARCHAEOLOGY Otak, Inc. | NONE | 7,524 | - |
| Department of the Interior | 15 (33172) | | 33172 | 33,308 | - |
| Department of the Interior | 15 (Various) | RRC Associates, LLC National Fish and Wildlife | Various | 115,134 | - |
| Department of the Interior | 15 (8006.20.069013) | Foundation | 8006.20.069013 | (1,732) | - |
| Department of the Interior | 15 (20FC-UT-2420) | | | 46,480 | - |
| Earthquake Hazards Reduction Program | 15.807 (VARIOUS) | | | 64,972 | - |
| Earthquake Hazards Reduction Program | 15.807 (PO 10920505 131437096) | UNIVERSITY OF SOUTHERN CALIFORNIA | PO 10920505 131437096 | (1,248) | - |
| Earthquake Hazards Reduction Program | 15.807 (VARIOUS) | SOUTHERN CALIFORNIA EARTHQUAKE CENTER | VARIOUS | 10,557 | - |
| Environmental Quality and Protection Resource Management | 15.236 (L16AC00126) | | | 13,234 | - |
| Fish and Wildlife Coordination Act | 15.517 (Various) | | | 607,192 | - |
| Fish and Wildlife Management Assistance | 15.608 (F20AP00285) | | | 73,762 | - |
| Fish, Wildlife and Plant Conservation Resource Management | 15.231 (L17AC00059) | | | 40,833 | - |
| Fish, Wildlife and Plant Conservation Resource Management | 15.231 (Various) | | | 190,411 | 10,945 |
| Fish, Wildlife and Plant Conservation Resource Management | 15.231 (2503.16.055535) | National Fish and Wildlife Foundation | 2503.16.055535 | 1 | - |
| Fisheries and Aquatic Resources Management | 15.244 (Various) | | | 753,876 | 223,600 |
| Forests and Woodlands Resource Management | 15.233 (Various) | | | 77,940 | - |
| National Climate Change and Wildlife Science Center | 15.820 (Various) | University of Arizona | Various | 311,673 | - |
| National Cooperative Geologic Mapping | 15.810 (G20AC00235) | | | 3,971 | - |
| National Land Remote Sensing, Education Outreach and Research | 15.815 (Various) | | | 117,410 | - |
| Partners for Fish and Wildlife | 15.631 (FC20AC10857) | America View | Various | 31,073 | - |
| Rangeland Resource Management | 15.237 (L16AC00367) | | | (3) | - |
| Recreation Resource Management | 15.225 (L17AC00029) | | | 8,735 | - |
| Secure Water Act Research Agreements | 15.560 (R19AC00157) | | | 117,904 | - |
| SECURE Water Act Research Agreements | 15.560 (Various) | | | 138,292 | - |
| Threatened and Endangered Species | 15.246 (Various) | | | 69,645 | - |
| U.S. Geological Survey_ Research and Data Collection | 15.808 (G22AC00059) | | | 15,007 | - |
| U.S. Geological Survey_ Research and Data Collection | 15.808 (Various) | | | 196,552 | - |
| Wildland Fire Research and Studies | 15.232 (Various) | | | 195,460 | - |
| Wildland Fire Research and Studies | 15.232 (G-45072-02) | Colorado State University | G-45072-02 | 2,221 | - |
| Wildland Fire Research and Studies | 15.232 (UNR-21-51) | University of Nevada at Reno | UNR-21-51 | 7,982 | - |
| Wildlife Resource Management | 15.247 (Various) | | | 140,041 | - |
| Total Department of the Interior | | | | 4,672,328 | 252,799 |
| Department of Justice | | | | | |
| National Institute of Justice Research, Evaluation, and Development Project Grants | 16.560 (VARIOUS) | | | 134,579 | - |
| Total Department of Justice | | | | 134,579 | - |
| Department of State | | | | | |
| Academic Exchange Programs - Scholars | 19.401 (NONE) | BINATIONAL FULBRIGHT COMM IN EGYPT | NONE | 7,127 | 6,479 |
| Total Department of State | | | | 7,127 | 6,479 |

*Award number provided either when ALN is incomplete or not available or in association with Research and Development awards, as required

State of Utah
 Schedule of Expenditures of Federal Awards
 For the Year Ended June 30, 2022

| Federal Agency/Program or Cluster | ALN Number (Award Number)* | Pass-Through Entity | Pass-Through Identification Number | Directly Expended | Provided to Subrecipients |
|--|-------------------------------|---|---------------------------------------|-------------------|------------------------------|
| Department of Transportation | | | | | |
| Air Transportation Centers of Excellence | 20.109 (08-CAM-UU 12-CAM-UU) | | | 11,131 | - |
| Department of Transportation | 20 (VARIOUS) | PORTLAND STATE UNIVERSITY | VARIOUS | 83,164 | - |
| Department of Transportation | 20 (693J321C000033) | UNIVERSITY OF ILLINOIS URBANA-CHAMPAIGN | 16050-18622 | 61,614 | - |
| Department of Transportation | 20 (16050-18622) | | | 34,519 | - |
| Department of Transportation | 20 (38617.13/DTFH6116D00040) | VANASSE HANGEN BRUSTLIN INC | 38617.13/DTFH6116D00040 | 92,986 | - |
| Department of Transportation | 20 (693J620C000010) | | | 77,196 | - |
| Department of Transportation | 20 (311950.USU) | Harris Miller Miller & Hanson, Inc. | 311950.USU | 13,152 | - |
| Highway Research and Development Program | 20.200 (Various) | | | 2,147,361 | - |
| University Transportation Centers Program | 20.701 (135461.G004218) | WASHINGTON STATE UNIVERSITY | 135461.G004218 | 130,599 | - |
| University Transportation Centers Program | 20.701 (FAR0028684) | NORTH DAKOTA STATE UNIVERSITY | | 488,327 | - |
| University Transportation Centers Program | 20.701 (VARIOUS) | PORTLAND STATE UNIVERSITY | FAR0028684 | 374,160 | - |
| University Transportation Centers Program | 20.701 (FAR0028869) | North Dakota State University | FAR0028869 | 265,129 | - |
| Total Department of Transportation | | | | 3,779,338 | - |
| National Aeronautics & Space Administration | | | | | |
| National Aeronautics and Space Administration | 43 (HST-GO-16262.002-A) | Space Telescope Science Institute | HST-GO-16262.002-A | 26,748 | - |
| National Aeronautics and Space Administration | 43 (80NSSC18K0973) | Aerospace Corporation | 80NSSC18K0973 | - | 20,997 |
| Science | 43.001 (80NSSC18K0697) | | | 38,612 | - |
| Aeronautics | 43.002 (80NSSC21M0098) | | | 125,064 | - |
| Aeronautics | 43.002 (80NSSC19K0839) | | | 34,906 | - |
| Aeronautics | 43.002 (M1703311) | Texas AandM University | M1703311 | 123,278 | - |
| Education | 43.008 (80NSSC20M0103) | | | 710,777 | 534,056 |
| Exploration | 43.003 (80NSSC20M0245) | | | 5 | - |
| Exploration | 43.003 (80NSSC20K1411) | | | 147,946 | - |
| National Aeronautics and Space Administration | 43 (VARIOUS) | INNOSENSE LLC | 10057082 | 12,692,795 | 1,084,317 |
| National Aeronautics and Space Administration | 43 (20-0547) | BRIGHAM YOUNG UNIVERSITY | 20-0547 | 27,978 | - |
| National Aeronautics and Space Administration | 43 (NONE) | UNIVERSITY OF ARIZONA | NONE | 36,102 | - |
| National Aeronautics and Space Administration | 43 (SUBK00011176) | | | - | - |
| National Aeronautics and Space Administration | PO#3005658575 | UNIVERSITY OF MICHIGAN | SUBK00011176 PO#3005658575 | 1,860 | - |
| National Aeronautics and Space Administration | 43 (UWSC9766 BPO 23128) | UNIVERSITY OF WASHINGTON | UWSC9766 BPO 23128 | 3,287 | - |
| National Aeronautics and Space Administration | 43 (VARIOUS) | CHEMTRONERGY LLC | VARIOUS | 156,401 | - |
| National Aeronautics and Space Administration | 43 (VARIOUS) | SPACE TELESCOPE SCIENCE INSTITUTE | VARIOUS | 64,570 | - |
| National Aeronautics and Space Administration | 43 (SUBK00015944) | UNIVERSITY OF MICHIGAN | SUBK00015944 | 4,393 | - |
| National Aeronautics and Space Administration | 43 (44698) | Hampton University | 44698 | 41,177 | - |
| National Aeronautics and Space Administration | 43 (1584146) | | | 959 | - |
| National Aeronautics and Space Administration | 43 (80MSFC18C0010) | | | 54,577 | - |
| National Aeronautics and Space Administration | 43 (SUBK00011783) | University of Michigan | SUBK00011783 | 3,169 | - |
| National Aeronautics and Space Administration | 43 (20SC-002 / 80NSSC19C0628) | Advanced Space, LLC | 20SC-002 / 80NSSC19C0628 | 1,922 | - |
| National Aeronautics and Space Administration | 43 (Various) | Arizona State University | Various | (81,300) | - |
| National Aeronautics and Space Administration | 43 (Various) | Ball Aerospace and Technology | Various | 1,426,161 | 221,965 |

*Award number provided either when ALN is incomplete or in association with Research and Development awards, as required

State of Utah
Schedule of Expenditures of Federal Awards
For the Year Ended June 30, 2022

| Federal Agency/Program or Cluster | ALN Number (Award Number)* | Pass-Through Entity | Pass-Through Identification Number | Directly Expended | Provided to Subrecipients |
|---|--|--|---------------------------------------|-------------------|------------------------------|
| National Aeronautics and Space Administration | 43 (82506-11022 / 80MSFC18C0034) | Cornell University | 82506-11022 / 80MSFC18C0034 | (486) | - |
| National Aeronautics and Space Administration | 43 (172099 / 80MSFC20D00004) | Johns Hopkins University Applied Physics Laboratory LLC | 172099 / 80MSFC20D0004 | 31,600 | - |
| National Aeronautics and Space Administration | 43 (SMS0005979 / GS00Q14OADU431) | KBR, Inc. | SMS0005979 / GS00Q14OADU431 | 6,925 | - |
| National Aeronautics and Space Administration | 43 (4104544535 / 1558326) | Lockheed Martin Space Systems Millennium Engineering and Integration Company | 4104544535 / 1558326 | 971,061 | - |
| National Aeronautics and Space Administration | 43 (Various) | | Various | 1,631 | - |
| National Aeronautics and Space Administration | 43 (HQ0147-16-D-0002, HQ0147-17-F-17-F-0050) | Missile Defense Agency | HQ0147-16-D-0002, HQ0147-17-F-0050 | 718,221 | - |
| National Aeronautics and Space Administration | 43 (4W8003-09) | Montana State University | 4W8003-09 | 9,480 | - |
| National Aeronautics and Space Administration | 43 (Various) | NASA Jet Propulsion Laboratory | Various | 19,032,420 | 1,990,841 |
| National Aeronautics and Space Administration | 43 (SP00120596 / 80GSFC20C0085) | Northrop Grumman Space Systems Division | SP00120596 / 80GSFC20C0085 | 19,595 | - |
| National Aeronautics and Space Administration | 43 (Various) | Science Systems and Applications, Inc. | Various | 108,918 | - |
| National Aeronautics and Space Administration | 43 (Various) | The University of Arizona | Various | 63,635 | - |
| National Aeronautics and Space Administration | 43 (PUR-10871) | Tyvak Nano-Satellite Systems, Inc. | PUR-10871 | 38,202 | - |
| National Aeronautics and Space Administration | 43 (B801467693 / 80GSFC21C0038) | University of California at Berkeley | B801467693 / 80GSFC21C0038 | 2,543,478 | - |
| National Aeronautics and Space Administration | 43 (1559148 / 80LARC20D0006) | University of Colorado at Boulder | 1559148 / 80LARC20D0006 | 454,967 | - |
| National Aeronautics and Space Administration | 43 (Various) | University of Maryland at Baltimore | Various | 74,043 | - |
| Science | 43.001 (VARIOUS) | | | 3,331,764 | 894,228 |
| Science | 43.001 (00010196 (B801305223)) | UNIVERSITY OF CALIFORNIA BERKELEY | 00010196 (B801305223) | (8,804) | - |
| Science | 43.001 (37181-01) | ROCHESTER INSTITUTE OF TECHNOLOGY | 37181-01 | 10,268 | - |
| Science | 43.001 (A19-0117-S006 (P0286656)) | RENSELAER POLYTECHNIC INSTITUTE | A19-0117-S006 (P0286656) | 48,243 | - |
| Science | 43.001 (KK2134) | UNIVERSITY OF CALIFORNIA SANTA BARBARA | KK2134 | 36,298 | - |
| Science | 43.001 (RES512750) | CASE WESTERN RESERVE UNIVERSITY | RES512750 | 153,006 | - |
| Science | 43.001 (SUB62720162) | AMERICAN MUSEUM OF NATURAL HISTORY | SUB62720162 | 215,029 | - |
| Science | 43.001 (SUBK00012835 PO#3006244418) | UNIVERSITY OF MICHIGAN | SUBK00012835 PO#3006244418 | 94,487 | - |
| Science | 43.001 (VARIOUS) | SMITHSONIAN ASTROPHYSICAL OBSERVATORY | VARIOUS | 37,892 | - |
| Science | 43.001 (VARIOUS) | UNIVERSITY OF COLORADO AT BOULDER | VARIOUS | 20,809 | - |
| Science | 43.001 (80NSSC20K0191) | Boise State University | 9568-PO139282 | 97,568 | - |
| Science | 43.001 (9568-PO139282) | Clemson University | 2124-204-2013209 | 13,966 | - |
| Science | 43.001 (2124-204-2013209) | University of California at Santa Barbara | KK2133 | 8,470 | - |
| Science | 43.001 (KK2133) | University of Michigan | SUBK00013484 | 61,562 | - |
| Science | 43.001 (SUBK00013484) | | | 3,140 | - |

*Award number provided either when ALN is incomplete or not available or in association with Research and Development awards, as required

State of Utah
Schedule of Expenditures of Federal Awards
For the Year Ended June 30, 2022

| Federal Agency/Program or Cluster | ALN Number (Award Number)* | Pass-Through Entity | Pass-Through Identification Number | Directly Expended | Provided to Subrecipients |
|--|-------------------------------|--|---------------------------------------|-------------------|------------------------------|
| Science | 43.001 (R53782) | William Marsh Rice University | R53782 | 52,386 | - |
| Science | 43.001 (1562312) | University of Colorado Boulder UNIVERSITY OF CALIFORNIA BERKELEY | 1562312 | 23,430 | - |
| Space Technology | 43.012 (10637) | MICHIGAN TECHNOLOGICAL UNIVERSITY | 10637 | 118,227 | - |
| Space Technology | 43.012 (1607060Z10) | | 1607060Z10 | 35,177 | - |
| Space Technology | 43.012 (80NSSC18M0055) | | | 47,184 | - |
| Space Technology | 43.012 (9566) | University of California at Berkeley | 9566 | 823,570 | - |
| Space Technology | 43.012 (Various) | | | 282,729 | - |
| Total National Aeronautics & Space Administration | | | | 45,233,099 | 4,746,404 |
| National Foundation on the Arts and the Humanities Promotion of the Humanities Fellowships and Stipends | 45.160 (FEL-267498-20) | | | 6,000 | - |
| Promotion of the Humanities Research | 45.161 (RZ-25594-17) | | | 698 | - |
| Total National Foundation on the Arts and the Humanities | | | | 6,698 | - |
| National Science Foundation Engineering Grants | 47.041 (Various) | | | 9,826,157 | 3,062,262 |
| Engineering Grants | 47.041 (1933502) | University of North Texas | 1933502 | 6,147 | - |
| Geosciences | 47.050 (EAR-1853496, 2023116) | | | 139,887 | - |
| Social, Behavioral, and Economic Sciences Education and Human Resources | 47.075 (SC2000063) | Florida Polytechnic University | SC2000063 | 1,759 | - |
| Education and Human Resources | 47.076 (Various) | University of Houston | Various | 7,963,035 | 861,783 |
| Education and Human Resources | 47.076 (1601397) | | | 20,456 | - |
| (COVID-19) Biological Sciences | 47.074 (2033695) | | | 32,797 | - |
| (COVID-19) Biological Sciences | 47.074 (2034797) | | | 15,576 | - |
| (COVID-19) Engineering Grants | 47.041 (2029515) | | | 111,166 | - |
| (COVID-19) Engineering Grants | 47.041 (2030359) | | | 6,403 | - |
| (COVID-19) Engineering Grants | 47.041 (2032838) | | | 141,601 | - |
| (COVID-19) Engineering Grants | 47.041 (VARIOUS) | | | 93,288 | - |
| (COVID-19) Mathematical and Physical Sciences | 47.049 (1923936) | | | 5,600 | - |
| (COVID-19) Social, Behavioral, and Economic Sciences | 47.075 (2148501) | | | 27,127 | - |
| Biological Sciences | 47.074 (VARIOUS) | | | 29,616 | - |
| Biological Sciences | 47.074 (316602) | UNIVERSITY OF ARIZONA | 316602 | 5,329,583 | 196,628 |
| Biological Sciences | 47.074 (1(GG016346-01)) | COLUMBIA UNIVERSITY | 1(GG016346-01) | 18,388 | - |
| Biological Sciences | 47.074 (A19-0587-5001) | UNIVERSITY OF CALIFORNIA DAVIS | A19-0587-5001 | (12,632) | - |
| Biological Sciences | 47.074 (R00002898) | FLORIDA STATE UNIVERSITY | R00002898 | 12,379 | - |
| Biological Sciences | 47.074 (S-001212) | UNIVERSITY OF CALIFORNIA RIVERSIDE | S-001212 | 2,057 | - |
| Biological Sciences | 47.074 (UTA20-00083) | UNIVERSITY OF TEXAS AT AUSTIN | UTA20-00083 | 253,027 | - |
| Biological Sciences | 47.074 (VARIOUS) | UNIVERSITY OF COLORADO AT BOULDER | VARIOUS | 194,759 | - |
| Biological Sciences | 47.074 (US001-0000731765) | Battelle | US001-0000731765 | 36,332 | - |
| Biological Sciences | 47.074 (R00002663) | Florida State University | R00002663 | 69,309 | - |
| Biological Sciences | 47.074 (52820/ 1637459) | Marine Biological laboratory- Wood Hold, Mass | 52820/ 1637459 | 22,032 | - |
| Biological Sciences | 47.074 (1003088-02) | Northern Arizona University | 1003088-02 | (1,371) | - |

*Award number provided either when ALN is incomplete or not available or in association with Research and Development awards, as required

State of Utah
Schedule of Expenditures of Federal Awards
For the Year Ended June 30, 2022

| Federal Agency/Program or Cluster | ALN Number (Award Number)* | Pass-Through Entity | Pass-Through Identification Number | Directly Expended | Provided to Subrecipients |
|--|------------------------------------|---|---------------------------------------|-------------------|------------------------------|
| Biological Sciences | 47.074 (2(GG016707-01)) | The Trustees of Columbia University in the City of New York | 2(GG016707-01) | 982 | - |
| Biological Sciences | 47.074 (SUB00002767) | University of Florida | SUB00002767 | 2,330 | - |
| Computer and Information Science and Engineering | 47.070 (VARIOUS) | UNIVERSITY OF KENTUCKY | 1836742 | 12,697,645 | 2,692,895 |
| Computer and Information Science and Engineering | 47.070 (1836742) | UNIV OF NORTH CAROLINA AT CHAPEL HILL | 5115828 | 16,748 | - |
| Computer and Information Science and Engineering | 47.070 (5115828) | UNIVERSITY OF ILLINOIS URBANA-CHAMPAIGN | 067846-18551 | 24,146 | - |
| Computer and Information Science and Engineering | 47.070 (067846-18551) | INTERNET2 | 1048-C | 46,624 | - |
| Computer and Information Science and Engineering | 47.070 (1048-C) | NORTHEASTERN UNIVERSITY | 502648-78051 | 44,727 | - |
| Computer and Information Science and Engineering | 47.070 (502648-78051) | NORTHWESTERN UNIVERSITY | 60054740 UTAH | 65,693 | - |
| Computer and Information Science and Engineering | 47.070 (60054740 UTAH) | US IGNITE | CNS-182688 | 17,998 | - |
| Computer and Information Science and Engineering | 47.070 (CNS-182688) | UNIVERSITY OF CHICAGO | FP066185-B | 3,267,790 | 131,925 |
| Computer and Information Science and Engineering | 47.070 (FP066185-B) | OHIO STATE UNIVERSITY | RESEARCH FNDTN | 149,176 | - |
| Computer and Information Science and Engineering | 47.070 (SPC-100005608/GR124842) | UNIVERSITY OF TEXAS AT AUSTIN | UTA19-001215 | 66,342 | - |
| Computer and Information Science and Engineering | 47.070 (UTA19-001215) | UNIVERSITY OF SOUTHERN CALIFORNIA | VARIOUS | 79,004 | - |
| Computer and Information Science and Engineering | 47.070 (VARIOUS) | Northern Arizona University | 1003107-06 | 188,989 | - |
| Computer and Information Science and Engineering | 47.070 (1003107-06) | University of Illinois | 106203-18637 | 34,146 | - |
| Computer and Information Science and Engineering | 47.070 (106203-18637) | SANTA CLARA UNIVERSITY | NSF123-02 | 66,501 | - |
| Education and Human Resources | 47.076 (NSF123-02) | ARIZONA STATE UNIVERSITY | VARIOUS | 385 | - |
| Education and Human Resources | 47.076 (VARIOUS) | Brigham Young University | 21-0564 | 1,652 | - |
| Education and Human Resources | 47.076 (21-0564) | Howard University | 0009738-100095391 | 16,528 | - |
| Education and Human Resources | 47.076 (0009738-100095391) | Michigan State University | None Provided | 2,899 | - |
| Education and Human Resources | 47.076 (None Provided) | National Federation of the Blind | None Provided | 478 | - |
| Education and Human Resources | 47.076 (None Provided) | Northern Arizona University | 1004505-01 | 149,806 | - |
| Education and Human Resources | 47.076 (1004505-01) | Northwestern University | 60052897 USU | 27,274 | - |
| Education and Human Resources | 47.076 (60052897 USU) | Washington State University | 140262-SPC003498 | 57,748 | - |
| Education and Human Resources | 47.076 (140262-SPC003498) | California State University East Bay Foundation | W1206-416 | 9,537 | - |
| Education and Human Resources | 47.076 (W1206-416) | PENN STATE UNIVERSITY | VARIOUS | 11,152 | - |
| Education and Human Resources | 47.076 (VARIOUS) | REFLODX LLC | 2002417 | 8,249 | - |
| Education and Human Resources | 47.076 (145881) | INHERENT BIOSCIENCES | 10059162 | 25,453 | - |
| Education and Human Resources | 47.076 (1801154) | UNIVERSITY OF CALIFORNIA SAN DIEGO | 59002437 | 32,662 | - |
| Education and Human Resources | 47.076 (2000786) | FLORIDA A&M UNIVERSITY | C-5120 | 52,965 | - |
| Education and Human Resources | 47.076 (2100322) | UNIVERSITY OF CALIFORNIA RIVERSIDE | S-001468 | 59,728 | - |
| Education and Human Resources | 47.041 (2002417) | NORTH CAROLINA STATE UNIVERSITY | VARIOUS | 24,357 | - |
| Engineering Grants | 47.041 (10059162) | University of New Mexico | 358007-8717 | 19,589 | - |
| Engineering Grants | 47.041 (123524860 - MP INVOICE/PO) | University of North Carolina at Chapel Hill | 1839812 | 17,219 | - |
| Engineering Grants | 47.041 (123524860 - MP INVOICE/PO) | University of Texas at Austin | UTA21-000028 | 21,489 | - |
| Engineering Grants | 47.041 (C-5120) | UNIVERSITY OF CALIFORNIA RIVERSIDE | S-001468 | 34,627 | - |
| Engineering Grants | 47.041 (S-001468) | NORTH CAROLINA STATE UNIVERSITY | VARIOUS | 59,393 | - |
| Engineering Grants | 47.041 (VARIOUS) | University of New Mexico | 358007-8717 | 134,264 | - |
| Engineering Grants | 47.041 (358007-8717) | University of North Carolina at Chapel Hill | 1839812 | 64,417 | - |
| Engineering Grants | 47.041 (1839812) | University of Texas at Austin | UTA21-000028 | 32,287 | - |
| Engineering Grants | 47.041 (UTA21-000028) | | | | |

*Award number provided either when ALN is incomplete or not available or in association with Research and Development awards, as required

State of Utah
Schedule of Expenditures of Federal Awards
For the Year Ended June 30, 2022

| Federal Agency/Program or Cluster | ALN Number (Award Number)* | Pass-Through Entity | Pass-Through Identification Number | Directly Expended | Provided to Subrecipients |
|---|---|---|---------------------------------------|-------------------|------------------------------|
| Engineering Grants | 47.041 (133814 G004068) | Washington State University | 133814 G004068 | 35,420 | - |
| Geosciences | 47.050 (VARIOUS) | MICHIGAN TECHNOLOGICAL UNIVERSITY | 2105003Z8 | 5,813,461 | 307,146 |
| Geosciences | 47.050 (2105003Z8) | COLUMBIA UNIVERSITY | VARIOUS | 20,000 | - |
| Geosciences | 47.050 (1829465) | UNIVERSITY OF SOUTHERN CALIFORNIA | 131487643 | 24,362 | - |
| Geosciences | 47.050 (1829465) | WASHINGTON STATE UNIVERSITY | 128413-G03666 | 35,493 | - |
| Geosciences | 47.050 (Various) | The Trustees of Columbia University in the City of New York | Various | 104,794 | - |
| Geosciences | 47.050 (131487643) | UNIVERSITY OF SOUTHERN CALIFORNIA | 131487643 | 22,863 | - |
| Geosciences | 47.050 (128413-G03666) | WASHINGTON STATE UNIVERSITY | 128413-G03666 | 24,185 | - |
| Mathematical and Physical Sciences | 47.049 (VARIOUS) | UNIVERSITY OF COLORADO AT BOULDER | 1552269 | 13,457,022 | 2,771,306 |
| Mathematical and Physical Sciences | 47.049 (1552269) | UNIVERSITY OF CALIFORNIA LOS ANGELES | 1010 G YA090 (443948-BE-22504) | 9,968 | - |
| Mathematical and Physical Sciences | 47.049 (1010 G YA090 (443948-BE-22504)) | CARNEGIE MELLON UNIVERSITY | 1123266-388709 | 2,274 | - |
| Mathematical and Physical Sciences | 47.049 (1123266-388709) | UNIVERSITY OF NOTRE DAME | 203643UU | 37,455 | - |
| Mathematical and Physical Sciences | 47.049 (203643UU) | UNIVERSITY OF MASSACHUSETTS EMORY UNIVERSITY | CHE1700982 | 154,327 | - |
| Mathematical and Physical Sciences | 47.049 (22-016737-A) | UNIVERSITY OF CALIFORNIA SAN DIEGO | KR704565 | 12,428 | - |
| Mathematical and Physical Sciences | 47.049 (CHE1700982) | BARNARD UNIVERSITY | UU-1828168 | 164,556 | - |
| Mathematical and Physical Sciences | 47.049 (UU-1828168) | HEAVYSTONE LABORATORY LLC | 10018547 | 13,183 | - |
| Mathematical and Physical Sciences | 47.049 (1923936) | VISUS LLC | 10045546 | 24,674 | - |
| Mathematical and Physical Sciences | 47 (VARIOUS) | 109 THERAPEUTICS | 10058055 | 105,628 | - |
| National Science Foundation | 47 (10018547) | COMPUTING RESEARCH ASSOCIATION | 2021CIF-UTAH-28 | 220,465 | - |
| National Science Foundation | 47 (10045546) | ASTROPHYSICAL RESEARCH CONSORTIUM | 5SP52 | 4,313 | - |
| National Science Foundation | 47 (10058055) | University of Cincinnati | Various | 100,832 | - |
| National Science Foundation | 47 (2021CIF-UTAH-28) | UNIVERSITY OF NEVADA LAS VEGAS | 7141560C /GR06613 | 8,482 | - |
| National Science Foundation | 47 (5SP52) | VEGAS | 7141560C /GR06613 | 91,137 | - |
| Office of Integrative Activities | 47.083 (Various) | MONTANA TECH | 5B28089-A | 217,712 | - |
| Office of International Science and Engineering | 47.079 (1559391) | UNIVERSITY OF NEVADA LAS VEGAS | 7141560C /GR06613 | 9,278 | - |
| Office of International Science and Engineering | 47.079 (7141560C /GR06613) | VEGAS | 7141560C /GR06613 | (108) | - |
| Polar Programs | 47.078 (5B28089-A) | MONTANA TECH | 5B28089-A | 61,373 | - |
| Polar Programs | 47.078 (Various) | UNIVERSITY OF NEBRASKA | 2102004Z1 | 84,867 | - |
| Polar Programs | 47.078 (2113641) | OMAHA | 45-0108-1002-201 | 439,971 | - |
| Social, Behavioral, and Economic Sciences | 47.075 (VARIOUS) | ARIZONA STATE UNIVERSITY | ASUB0000761 | 121,509 | - |
| Social, Behavioral, and Economic Sciences | 47.075 (5118148) | UNIVERSITY OF CALIFORNIA RIVERSIDE | S-001006 | 769,662 | 20,498 |
| Social, Behavioral, and Economic Sciences | 47.075 (2102004Z1) | MICHIGAN TECHNOLOGICAL UNIVERSITY | 2102004Z1 | 30,109 | - |
| Social, Behavioral, and Economic Sciences | 47.075 (45-0108-1002-201) | UNIVERSITY OF NEBRASKA | 45-0108-1002-201 | 16,164 | - |
| Social, Behavioral, and Economic Sciences | 47.075 (ASUB0000761) | ARIZONA STATE UNIVERSITY | ASUB0000761 | 20,475 | - |
| Social, Behavioral, and Economic Sciences | 47.075 (S-001006) | UNIVERSITY OF CALIFORNIA RIVERSIDE | S-001006 | 49,350 | - |
| Social, Behavioral, and Economic Sciences | 47.075 (SUBAWARD NO. 4101-81928) | Purdue University | SUBAWARD NO. 4101-81928 | 76,987 | - |
| Social, Behavioral, and Economic Sciences | 47.075 (SUBAWARD NO. 4101-81928) | Purdue University | SUBAWARD NO. 4101-81928 | 15,750 | - |

*Award number provided either when ALN is incomplete or not available or in association with Research and Development awards, as required

State of Utah
Schedule of Expenditures of Federal Awards
For the Year Ended June 30, 2022

| Federal Agency/Program or Cluster | ALN Number (Award Number)* | Pass-Through Entity | Pass-Through Identification Number | Directly Expended | Provided to Subrecipients |
|---|--|--|---------------------------------------|-------------------|------------------------------|
| Social, Behavioral, and Economic Sciences | 47.075 (SUBAWD002261) | University Corporation for Atmospheric Research (UCAR) | SUBAWD002261 | (36) | - |
| Total National Science Foundation | | | | 64,473,577 | 10,044,443 |
| Securities and Exchange Commission | 58 (IPAVANEPPS) | | | 73,308 | - |
| Total Securities and Exchange Commission | | | | 73,308 | - |
| Department of Veterans Affairs | 64 (VARIOUS) | | | 83,801 | - |
| Department of Veterans Affairs | 64.034 (SPORTS-19-054) | | | 18,465 | - |
| VA Assistance to United States Paralympic Integrated Adaptive Sports Program | | | | 102,266 | - |
| Total Department of Veterans Affairs | | | | | |
| Environmental Protection Agency | 66 (PO UTAH-20-001) | PEGASUS TECHNICAL SERVICES INC | PO UTAH-20-001 | 59,610 | - |
| Environmental Protection Agency | 66.509 (2022-1627) | UNIVERSITY OF CALIFORNIA IRVINE | 2022-1627 | 742 | - |
| Life-Cycle Analysis to Support Costeffective Enhanced Aquifer Recharge | | | | | |
| Office of Research and Development Consolidated Research/Training/Fellowships | 66.511 (83586601) | | | (3,755) | - |
| P3 Award: National Student Design Competition for Sustainability | 66.516 (84016901) | | | 9,897 | - |
| Regional Wetland Program Development Grants | 66.461 (95810500) | | | 34,236 | - |
| Superfund Technical Assistance Grants (TAG) for Community Groups at National Priority List (NPL) Sites | 66.806 (NONE) | FRIENDS OF GREAT SALT LAKE | NONE | 31 | - |
| Total Environmental Protection Agency | | | | 100,761 | - |
| Nuclear Regulatory Commission | 77.008 (Various) | | | 158,118 | - |
| U.S. Nuclear Regulatory Commission Scholarship and Fellowship Program | | | | 158,118 | - |
| Total Nuclear Regulatory Commission | | | | | |
| Department of Energy | 81.135 (VARIOUS) | University of California at San Diego | 118115448 | 1,874,635 | 383,866 |
| Advanced Research Projects Agency - Energy | 81.135 (118115448) | | | 142,696 | - |
| Advanced Research Projects Agency - Energy | 81.086 (DE-EE0009213) | | | 194,424 | 71,766 |
| Conservation Research and Development | 81.086 (None Provided) | ABB, Inc. | None Provided | 97,440 | - |
| Conservation Research and Development | 81.086 (127120076) | Kenworth Truck Company | 127120076 | 338,812 | - |
| Conservation Research and Development | 81.086 (Various) | Pacificcorp | Various | 794,051 | 488,422 |
| Conservation Research and Development | 81.086 (P315880) | PARC, Inc. | P315880 | 93,319 | - |
| Conservation Research and Development | 81.086 (None Provided) | Dream Team Co, LLC | None Provided | 151,431 | - |
| Conservation Research and Development | 81.086 (429399-19138) | Virgina Tech Polytechnic Institute and State University | 429399-19138 | 87,555 | - |
| Department of Energy | 81 (4000174383) | DOE UT-BATTELLE LLC | 4000174383 | 298,908 | - |
| Department of Energy | 81 (VARIOUS) | | | 5,051,901 | 121,451 |
| Department of Energy | 81 (10057737) | INNOSENSE LLC | 10057737 | 79,168 | - |
| Department of Energy | 81 (10049682-BIOLOGICALLY INSPIRED AMMONIA) | 10049682-BIOLOGICALLY INSPIRED | | | |
| Department of Energy | 81 (203387-740) | FULCRUM BIOSCIENCES UTAH STATE UNIVERSITY | AMMONIA 203387-740 | 4,824 | - |
| Department of Energy | 81 (2104-1362-00-B PO#:000016059) | UNIVERSITY OF SOUTH FLORIDA PARTICLE FLUX ANALYTICS | 2104-1362-00-B PO#:000016059 | 2,004 | - |
| Department of Energy | 81 (NONE) | | NONE | 21,570 | - |

*Award number provided either when ALN is incomplete or not available or in association with Research and Development awards, as required

State of Utah
 Schedule of Expenditures of Federal Awards
 For the Year Ended June 30, 2022

| Federal Agency/Program or Cluster | ALN Number (Award Number)* | Pass-Through Entity | Pass-Through Identification Number | Directly Expended | Provided to Subrecipients |
|--|---|---|---------------------------------------|-------------------|------------------------------|
| Department of Energy | 81 (VARIOUS) | OAK RIDGE ASSOCIATED UNIVERSITIES | VARIOUS | 79,836 | - |
| Department of Energy | 81 (VARIOUS) | REACTION ENGINEERING INTL | VARIOUS | 217,218 | - |
| Department of Energy | 81 (VARIOUS) | RNET TECHNOLOGIES INC | VARIOUS | 9,708 | - |
| Department of Energy | 81 (VARIOUS) | INNOV ALLNCE | VARIOUS | 66,873 | - |
| Department of Energy | 81 (VARIOUS) | VISUS LLC | VARIOUS | 278,303 | - |
| Department of Energy | 81 (8F-30118) | Argonne Laboratory | 8F-30118 | 27,386 | - |
| Department of Energy | 81 (131568) | Fluor Marine Propulsion, LLC | 131568 | 42,764 | - |
| Department of Energy | 81 (None Provided) | Wireless Advanced Vehicle Electrification, Inc. | None Provided | (37,163) | - |
| Department of Energy | 81 (REQUISITION 0000507081) | | | 1,636 | - |
| Department of Energy | 81 (260867) | Battelle Energy Alliance, LLC | 260867 | 14,208 | - |
| Department of Energy | 81 (XFC-8-70330-01) | | | 76,226 | - |
| Department of Energy | 81 (PO B647862 / DE-AC52- 07NA27344) | Lawrence Livermore National Laboratory | PO B647862 / DE-AC52- 07NA27344 | 16,006 | - |
| Department of Energy | 81.089 (VARIOUS) | | | 2,989,436 | 1,476,033 |
| Fossil Energy Research and Development | 81.089 (1005027-UTAH) | UNIVERSITY OF WYOMING | 1005027-UTAH | 25,553 | - |
| Fossil Energy Research and Development | 81.089 (320003079-20-155 PO- 7800005316) | UNIVERSITY OF KENTUCKY | 320003079-20-155 PO- 7800005316 | 238,495 | - |
| Fossil Energy Research and Development | 81.089 (S000662-DOE) | PENNSYLVANIA STATE UNIVERSITY | S000662-DOE | 116,980 | - |
| Fossil Energy Research and Development | 81.089 (VARIOUS) | NEW MEXICO INSTITUTE OF MINING & TECH | VARIOUS | 973,327 | 96,671 |
| Fossil Energy Research and Development | 81.089 (VARIOUS) | REACTION ENGINEERING INTL | VARIOUS | 13,439 | - |
| Nuclear Energy Research, Development and Demonstration | 81.121 (VARIOUS) | | | 1,351,784 | 558,680 |
| Nuclear Energy Research, Development and Demonstration | 81.121 (1557174 PO#1001094525) | UNIVERSITY OF COLORADO AT BOULDER | 1557174 PO#1001094525 | 60,991 | - |
| Nuclear Energy Research, Development and Demonstration | 81.121 (18-023) | UNIVERSITY OF NEW HAMPSHIRE | 18-023 | 33,395 | - |
| Nuclear Energy Research, Development and Demonstration | 81.121 (20-0549) | BRIGHAM YOUNG UNIVERSITY | 20-0549 | 80,397 | - |
| Nuclear Energy Research, Development and Demonstration | 81.121 (G0199A-A) | OREGON STATE UNIVERSITY | G0199A-A | 87,922 | - |
| Nuclear Energy Research, Development and Demonstration | 81.121 (GR125250-10000005837) | OHIO STATE UNIVERSITY RESEARCH FNDTN | GR125250-10000005837 | 22,194 | - |
| Nuclear Energy Research, Development and Demonstration | 81.121 (UA4755-855933) | UNIVERSITY OF IDAHO | UA4755-855933 | 22,748 | - |
| Office of Science Financial Assistance Program | 81.049 (VARIOUS) | | | 6,574,342 | 908,243 |
| Office of Science Financial Assistance Program | 81.049 (131471967) | SOUTHERN CALIFORNIA EARTHQUAKE CENTER | 131471967 | 29,348 | - |
| Office of Science Financial Assistance Program | 81.049 (0965 G ZA111) | UNIVERSITY OF CALIFORNIA LOS ANGELES | 0965 G ZA111 | 59,224 | - |
| Office of Science Financial Assistance Program | 81.049 (134124-G003970) | WASHINGTON STATE UNIVERSITY | 134124-G003970 | (913) | - |
| Office of Science Financial Assistance Program | 81.049 (14000524-014) | PURDUE UNIVERSITY | 14000524-014 | 24,925 | - |
| Office of Science Financial Assistance Program | 81.049 (417664G/UR FAO GR511022) | UNIVERSITY OF ROCHESTER | 417664G/UR FAO GR511022 | 144,177 | - |
| Office of Science Financial Assistance Program | 81.049 (695K656) | UNIVERSITY OF WISCONSIN- MADISON | 695K656 | (125) | - |
| Office of Science Financial Assistance Program | 81.049 (AWARD # DESC002054) | VISUS LLC | AWARD # DESC002054 | (768) | - |
| Office of Science Financial Assistance Program | 81.049 (None Provided) | Life-E, LLC | None Provided | (176) | - |
| Office of Science Financial Assistance Program | 81.049 (201603457-06) | Regents of the University of California at Riverside | 201603457-06 | 143,212 | - |
| Office of Science Financial Assistance Program | 81.049 (EY5013-755988) | University of Idaho | EY5013-755988 | 65,535 | - |

*Award number provided either when ALN is incomplete or in association with Research and Development awards, as required

State of Utah
Schedule of Expenditures of Federal Awards
For the Year Ended June 30, 2022

| Federal Agency/Program or Cluster | ALN Number (Award Number)* | Pass-Through Entity | Pass-Through Identification Number | Directly Expended | Provided to Subrecipients |
|---|-------------------------------|--|---------------------------------------|-------------------|------------------------------|
| Office of Science Financial Assistance Program | 81.049 (134124-G003972) | Washington State University | 134124-G003972 | 30,309 | - |
| Renewable Energy Research and Development | 81.087 (VARI0US) | | | 23,567,896 | 6,357,837 |
| Renewable Energy Research and Development | 81.087 (100054 (205CAL628)) | PORTLAND STATE UNIVERSITY | 100054 (205CAL628) | 55,889 | - |
| Renewable Energy Research and Development | 81.087 (None Provided) | Percheron Power, LLC | None Provided | 17,377 | - |
| Renewable Energy Research and Development | 81.087 (429451-19138) | Virgina Tech Polytechnic Institute and State University | 429451-19138 | 11,271 | - |
| Stewardship Science Grant Program | 81.112 (17955) | UNIVERSITY OF ILLINOIS AT CHICAGO | 17955 | 48,361 | - |
| Total Department of Energy | | | | 46,875,879 | 10,462,969 |
| Department of Education | | | | | |
| Education Research, Development and Dissemination | 84.305A (R305A170111) | | | 314,881 | 120,774 |
| Research in Special Education | 84.324A (F2019-005) | UNIVERSITY OF KANSAS | F2019-005 | 28,176 | - |
| Comprehensive Centers | 84.283B (VARI0US) | WESTED | VARI0US | 251,675 | - |
| Centers for International Business Education Program | 84.220 (8921-UTAH PO#0329121) | INDIANA UNIVERSITY | 8921-UTAH PO#0329121 | 475 | - |
| Rehabilitation Long-Term Training | 84.129 (H1298190009) | | | 214,010 | - |
| Special Education - Personnel Development to Improve Services and Results for Children with Disabilities | 84.325 (H325K190017) | | | 233,770 | - |
| Total Department of Education | | | | 1,042,987 | 120,774 |
| Scholarship Foundations | | | | | |
| NEW CFDA | 85 (20-SUBC-440-0000440009) | | | 4,496 | - |
| Total Scholarship Foundations | | | | 4,496 | - |
| Department of Health and Human Services | | | | | |
| Discovery and Applied Research for Technological Innovations to Improve Human Health | 93.286 (Various) | | | 3,790,950 | 266,167 |
| Biomedical Research and Research Training | 93.859 (1R15GM13285801) | | | 85,457 | - |
| (COVID-19) 21st Century Cures Act - Beau Biden Cancer Moonshot | 93.353 (VARI0US) | | | 76,065 | 32,295 |
| (COVID-19) Allergy and Infectious Diseases Research | 93.855 (1R2JA1158568-01) | | | 173,466 | - |
| (COVID-19) Allergy and Infectious Diseases Research | 93.855 (3P50A1150464-1451) | | | (48,476) | 1,439 |
| (COVID-19) Cancer Detection and Diagnosis Research | 93.394 (3R01CA206522-0551) | | | 78,947 | - |
| (COVID-19) Department of Health and Human Services | 93 (20IPAZ014103) | | | 38,023 | - |
| (COVID-19) Department of Health and Human Services | 93 (20IPAZ014119) | | | 58,590 | - |
| (COVID-19) Department of Health and Human Services | 93 (20IPAZ014121) | | | 64,744 | - |
| (COVID-19) Department of Health and Human Services | 93 (WSU22023) | WAYNE STATE UNIVERSITY | WSU22023 | 21,989 | - |
| (COVID-19) Department of Health and Human Services | 93 (VARI0US) | ABT ASSOCIATES INC | VARI0US | 5,122,376 | - |
| (COVID-19) Department of Health and Human Services | | THE TASK FORCE FOR GLOBAL HEALTH | | | |
| (COVID-19) Department of Health and Human Services | 93 (PI-CD33-PCOR PO 3663) | | PI-CD33-PCOR PO 3663 | 59,135 | - |
| (COVID-19) Department of Health and Human Services | 93 (62456451-184638) | Stanford University | 62456451-184638 | 59,529 | - |
| (COVID-19) Department of Health and Human Services | 93 (75N93019D00021) | | | 87,744 | - |
| (COVID-19) Grants to Provide Outpatient Early Intervention Services with Respect to HIV Disease | 93.918 (1H7CHA37283-01) | | | (42) | - |
| (COVID-19) Lung Diseases Research | 93.838 (PREG-01-21) | NYU LANGONE MEDICAL CENTER | PREG-01-21 | 26,572 | - |
| (COVID-19) Lung Diseases Research | 93.838 (VARI0US) | NEW YORK UNIVERSITY | VARI0US | 1,553,450 | 1,219,896 |
| (COVID-19) Mental and Behavioral Health Education and Training Grants | 93.732 (1U3MHP45388-01) | | | 337,821 | - |
| (COVID-19) National Center for Advancing Translational Sciences | 93.350 (2004901808) | JOHNS HOPKINS UNIVERSITY | 2004901808 | 63,151 | - |
| (COVID-19) Occupational Safety and Health Program | 93.262 (5U19OH012304-02) | | | 275,890 | - |
| (COVID-19) Poison Center Support and Enhancement Grant Program | 93.253 (1H4CHS37362-01) | | | (743) | - |
| (COVID-19) Telehealth Programs | 93.211 (1GA5RH37461-01) | | | 171,958 | 78,978 |

*Award number provided either when ALN is incomplete or not available or in association with Research and Development awards, as required

State of Utah
Schedule of Expenditures of Federal Awards
For the Year Ended June 30, 2022

| Federal Agency/Program or Cluster | ALN Number (Award Number)* | Pass-Through Entity | Pass-Through Identification Number | Directly Expended | Provided to Subrecipients |
|---|---|---|---------------------------------------|-------------------|------------------------------|
| (COVID-19) Trans-NIH Research Support | 93.310 (VARIOUS) | | | 1,706,159 | 3,009 |
| 21st Century Cures Act - Beau Biden Cancer Moonshot | 93.353 (VARIOUS) | | | 5,284,486 | 2,386,544 |
| 21st Century Cures Act - Beau Biden Cancer Moonshot | 93.353 (60051626 UTAH) | NORTHWESTERN UNIVERSITY | 60051626 UTAH | 51,194 | - |
| 21st Century Cures Act - Beau Biden Cancer Moonshot | 93.353 (VARIOUS) | DANA FARBER CANCER INSTITUTE | VARIOUS | 46,826 | - |
| 21st Century Cures Act - Precision Medicine Initiative | 93.368 (10T20D028414-01) | | | 1,878,626 | - |
| ACL National Institute on Disability, Independent Living, and Rehabilitation Research | 93.433 (Various) | | | 699,198 | 105,730 |
| ACL National Institute on Disability, Independent Living, and Rehabilitation Research | 93.433 (A008179302) | University of Minnesota | A008179302 | 19,816 | - |
| ACL National Institute on Disability, Independent Living, and Rehabilitation Research | 93.433 (462) | University of Wisconsin at Madison | 462 | 40,431 | - |
| Advanced Nursing Education Grant Program | 93.247 (VARIOUS) | | | 685,167 | 715 |
| Affordable Care Act (ACA) Public Health Training Centers Program | 93.516 (FY19.641.003) | DENVER | FY19.641.003 | 46,009 | - |
| Aging Research | 93.866 (VARIOUS) | UNIVERSITY OF COLORADO AT | | 8,617,640 | 453,556 |
| Aging Research | 93.866 (1972) | UNIVERSITY OF WISCONSIN- MADISON | 1972 | 5,195 | - |
| Aging Research | 93.866 (584610) | UNIVERSITY OF PENNSYLVANIA | 584610 | 86,476 | - |
| Aging Research | 93.866 (10052173) | RECURSION PHARMACEUTICALS LLC | 10052173 | 81,822 | - |
| Aging Research | 93.866 (16091646) | WEILL CORNELL MEDICINE | 16091646 | 4,534 | - |
| Aging Research | 93.866 (93026191) | UNIVERSITY OF SOUTHERN CALIFORNIA | 93026191 | 1,261 | - |
| Aging Research | 93.866 (4500004045) | BOSTON UNIVERSITY | 4500004045 | 28,645 | - |
| Aging Research | 93.866 (2021-1610) | UNIVERSITY OF CALIFORNIA IRVINE | 2021-1610 | 7,610 | - |
| Aging Research | 93.866 (547-100710-550174) | WAKE FOREST UNIVERSITY | 547-100710-550174 | 73,459 | - |
| Aging Research | 93.866 (AWD00003000(135313-1)) | UNIVERSITY OF PITTSBURGH | AWD00003000(135313-1) | 12,796 | - |
| Aging Research | 93.866 (F0452-02 PO# iB00446629) | NEW YORK UNIVERSITY | F0452-02 PO# iB00446629 | 75,513 | - |
| Aging Research | 93.866 (GR16280) | UNIVERSITY OF KANSAS | GR16280 | 186,775 | - |
| Aging Research | 93.866 (RC1130188) | MICHIGAN STATE UNIVERSITY | RC1130188 | 13,018 | - |
| Aging Research | 93.866 (SUB202007-0017 GMO 200709) | UNIV OF TEXAS SOUTHWESTERN MEDICAL CTR | SUB202007-0017 GMO 200709 | (685) | - |
| Aging Research | 93.866 (UNI-234899) | MAYO CLINIC ROCHESTER | UNI-234899 | 328,512 | - |
| Aging Research | 93.866 (UWSC13072) | UNIVERSITY OF WASHINGTON | UWSC13072 | 34,244 | - |
| Aging Research | 93.866 (WU-20-329) | WASHINGTON UNIVERSITY IN ST LOUIS | WU-20-329 | 221,977 | - |
| Aging Research | 93.866 (VARIOUS) | BRIGHAM YOUNG UNIVERSITY | VARIOUS | 27,616 | - |
| Aging Research | 93.866 (VARIOUS) | DUKE CLINICAL RESEARCH INSTITUTE | VARIOUS | 74,114 | - |
| Aging Research | 93.866 (VARIOUS) | DUKE UNIVERSITY | VARIOUS | 4,841 | - |
| Aging Research | 93.866 (VARIOUS) | UNIVERSITY OF COLORADO AT BOULDER | VARIOUS | 169,459 | - |
| Aging Research | 93.866 (LP56AG069745-01) | | | 198,431 | 85,003 |
| Aging Research | 93.866 (16-0483) | Brigham Young University | 16-0483 | (205) | - |
| Alcohol Research Programs | 93.273 (1F31A030209-01) | | | 5,167 | - |
| Alcohol Research Programs | 93.273 (VARIOUS) | | | 779,154 | 10,372 |
| Alcohol Research Programs | 93.273 (A00-3115-S001 (MUSC18-025-8C712)) | MEDICAL UNIVERSITY OF SOUTH CAROLINA | A00-3115-S001 (MUSC18-025-8C712) | 14,672 | - |
| Alcohol Research Programs | 93.273 (UWSC9335) | UNIVERSITY OF WASHINGTON | UWSC9335 | 133,189 | - |

*Award number provided either when ALN is incomplete or in association with Research and Development awards, as required

State of Utah
Schedule of Expenditures of Federal Awards
For the Year Ended June 30, 2022

| Federal Agency/Program or Cluster | ALN Number (Award Number)* | Pass-Through Entity | Pass-Through Identification Number | Directly Expended | Provided to Subrecipients |
|---|------------------------------------|--|---------------------------------------|-------------------|------------------------------|
| Alcohol Research Programs | 93.273 (VARIOUS) | RHODE ISLAND HOSPITAL | VARIOUS | 65,708 | - |
| Alcohol Research Programs | 93.273 (1R01AA025331-01A1) | | | 688,964 | 420,774 |
| Allergy and Infectious Diseases Research | 93.855 (VARIOUS) | | | 12,922,350 | 1,448,008 |
| Allergy and Infectious Diseases Research | 93.855 (10035912) | BIOFIRE DIAGNOSTICS INC | 10035912 | 13,869 | - |
| Allergy and Infectious Diseases Research | 93.855 (10049369) | GLYCOMIRA LLC | 10049369 | 85,167 | - |
| Allergy and Infectious Diseases Research | 93.855 (10050996) | BRIGHAM & WOMENS HOSPITAL | 10050996 | 50,372 | - |
| Allergy and Infectious Diseases Research | 93.855 (200441512) | JOHNS HOPKINS UNIVERSITY | 200441512 | (1) | - |
| Allergy and Infectious Diseases Research | 93.855 (2029800U) | UNIVERSITY OF NOTRE DAME | 2029800U | 25,100 | - |
| Allergy and Infectious Diseases Research | 93.855 (2038233 PTE UM1A104681) | DUKE UNIVERSITY UNIVERSITY OF CALIFORNIA LOS | 2038233 PTE UM1A104681 | 37,019 | - |
| Allergy and Infectious Diseases Research | 93.855 (2301GVE795) | ANGELES | 2301GVE795 | 55,521 | - |
| Allergy and Infectious Diseases Research | 93.855 (5-54741) | SCRIPPS RESEARCH INSTITUTE | 5-54741 | 12,848 | - |
| Allergy and Infectious Diseases Research | 93.855 (A20-1924-5001) | UNIVERSITY OF CALIFORNIA DAVIS | A20-1924-5001 | 8,574 | - |
| Allergy and Infectious Diseases Research | 93.855 (AWD00002491 (134663-3)) | UNIVERSITY OF PITTSBURGH | AWD00002491 (134663-3) | 3,473 | - |
| Allergy and Infectious Diseases Research | 93.855 (R34A1136783-03) | UNIVERSITY OF CALGARY | R34A1136783-03 | (56) | - |
| Allergy and Infectious Diseases Research | 93.855 (RGF010603-G) | CHILDREN'S HOSPITAL OF LOS ANGELES | RGF010603-G | 89,341 | - |
| Allergy and Infectious Diseases Research | 93.855 (UTA20-000824) | UNIVERSITY OF TEXAS AT AUSTIN | UTA20-000824 | 20,523 | - |
| Allergy and Infectious Diseases Research | 93.855 (VUMC61446) | VANDERBILT UNIVERSITY | VUMC61446 | 3,153 | - |
| Allergy and Infectious Diseases Research | 93.855 (VARIOUS) | BOSTON CHILDREN'S HOSPITAL CINCINNATI CHILDRENS HOSPITAL MED CTR | VARIOUS | 292,478 | - |
| Allergy and Infectious Diseases Research | 93.855 (VARIOUS) | NEW YORK UNIVERSITY | VARIOUS | 36,425 | - |
| Allergy and Infectious Diseases Research | 93.855 (VARIOUS) | NORTHWESTERN UNIVERSITY | VARIOUS | 79,596 | - |
| Allergy and Infectious Diseases Research | 93.855 (VARIOUS) | SANFORD-BURNHAM MEDICAL RESEARCH INST | VARIOUS | 124,524 | - |
| Allergy and Infectious Diseases Research | 93.855 (VARIOUS) | UNIVERSITY OF CALIFORNIA SAN FRANCISCO | VARIOUS | 45,953 | - |
| Allergy and Infectious Diseases Research | 93.855 (VARIOUS) | | | 14,985 | - |
| Allergy and Infectious Diseases Research | 93.855 (31116A) | Albert Einstein College of Medicine | 31116A | (38,102) | - |
| Allergy and Infectious Diseases Research | 93.855 (YF-USU-1) | Baruch S. Blumberg Institute | YF-USU-1 | 59,772 | - |
| Allergy and Infectious Diseases Research | 93.855 (SUBAGREEMENT NO. 100) | Kineta, Inc. | SUBAGREEMENT NO. 100 | 99,204 | - |
| Allergy and Infectious Diseases Research | 93.855 (M2101992) | Texas AandM University | M2101992 | 213,273 | - |
| Allergy and Infectious Diseases Research | 93.855 (2020-1427) | University of California at Irvine | 2020-1427 | 50,120 | - |
| Allergy and Infectious Diseases Research | 93.855 (PG21-61193-01) | University of Montana | PG21-61193-01 | 142,723 | - |
| Allergy and Infectious Diseases Research | 93.855 (580162) | University of Pennsylvania | 580162 | 120,185 | - |
| Allergy and Infectious Diseases Research | 93.855 (STTR18042019) | Sab Capra, LLC | STTR18042019 | 56,213 | - |
| Allergy and Infectious Diseases Research | 93.855 (21F162-01) | Texas Tech University | 21F162-01 | 111,104 | - |
| Allergy and Infectious Diseases Research | 93.855 (PG20-61120-01) | University of Montana | PG20-61120-01 | (343) | - |
| Area Health Education Centers Point of Service Maintenance and Enhancement Awards | 93.107 (VARIOUS) | | | 437,923 | 309,323 |
| Arthritis, Musculoskeletal and Skin Diseases Research | 93.846 (VARIOUS) | | | 2,619,020 | 276,945 |
| Arthritis, Musculoskeletal and Skin Diseases Research | 93.846 (1) | HOSPITAL FOR SPECIAL SURGERY | 1 | 28,488 | - |
| Arthritis, Musculoskeletal and Skin Diseases Research | 93.846 (90086) | HEBREW REHABILITATION CENTER | 90086 | 6,013 | - |

*Award number provided either when ALN is incomplete or not available or in association with Research and Development awards, as required

State of Utah
 Schedule of Expenditures of Federal Awards
 For the Year Ended June 30, 2022

| Federal Agency/Program or Cluster | ALN Number (Award Number)* | Pass-Through Entity | Pass-Through Identification Number | Directly Expended | Provided to Subrecipients |
|--|---|--|---------------------------------------|-------------------|------------------------------|
| Arthritis, Musculoskeletal and Skin Diseases Research | 93.846 (1(GG013049-01)) | COLUMBIA UNIVERSITY | 1(GG013049-01) | 67,714 | - |
| Arthritis, Musculoskeletal and Skin Diseases Research | 93.846 (VARIOUS) | UNIVERSITY OF PENNSYLVANIA | VARIOUS | 4,296 | - |
| Arthritis, Musculoskeletal and Skin Diseases Research | 93.846 (VARIOUS) | JOHNS HOPKINS UNIVERSITY | VARIOUS | 58,109 | - |
| Arthritis, Musculoskeletal and Skin Diseases Research | 93.846 (VARIOUS) | UNIVERSITY OF OREGON | VARIOUS | 15,073 | - |
| Biomedical Advanced Res and Dev Authority (BARDA), Biodefense Medical Countermeasure Development | 93.360 (144 (SA-D401-02)) | DUKE CLINICAL RESEARCH INSTITUTE | 144 (SA-D401-02) | 52,340 | - |
| Biomedical Research and Research Training | 93.859 (VARIOUS) | | | 29,565,282 | 3,924,037 |
| Biomedical Research and Research Training | 93.859 (10052353) | SENTIOMED INC | 10052353 | (851) | - |
| Biomedical Research and Research Training | 93.859 (10063463) | REBEL MEDICINE INC | 10063463 | 89,201 | - |
| Biomedical Research and Research Training | 93.859 (20-0292A-RPHR76) | IDAHO STATE UNIVERSITY | 20-0292A-RPHR76 | 114,964 | - |
| Biomedical Research and Research Training | 93.859 (204-NH-1C 5561) | ELECTRONIC BIOSCIENCE INC | 204-NH-1C 5561 | 17,471 | - |
| Biomedical Research and Research Training | 93.859 (A337186) | EMORY UNIVERSITY | A337186 | 77,996 | - |
| Biomedical Research and Research Training | 93.859 (F300738-1 REF#2850) | UNIVERSITY OF MARYLAND | F300738-1 REF#2850 | (83) | - |
| Biomedical Research and Research Training | 93.859 (GB10857.P0#2357173) | UNIVERSITY OF VIRGINIA | GB10857.P0#2357173 | 22,871 | - |
| Biomedical Research and Research Training | 93.859 (UWSC13025) | UNIVERSITY OF WASHINGTON | UWSC13025 | 30,249 | - |
| Biomedical Research and Research Training | 93.859 (VARIOUS) | UNIVERSITY OF PITTSBURGH | VARIOUS | 42,380 | - |
| Biomedical Research and Research Training | 93.859 (R01GM117311) | | | (108) | - |
| Birth Defects and Developmental Disabilities - Prevention and Surveillance | 93.073 (VARIOUS) | | | 393,438 | - |
| Blood Diseases and Resources Research | 93.839 (VARIOUS) | | | 3,689,704 | 1,74,990 |
| Blood Diseases and Resources Research | 93.839 (CNVA00057723 (130653-5)) | UNIVERSITY OF PITTSBURGH | CNVA00057723 (130653-5) | 25,142 | - |
| Blood Diseases and Resources Research | 93.839 (GENFD0002152357) | BOSTON CHILDREN'S HOSPITAL | GENFD0002152357 | 8,615 | - |
| Blood Diseases and Resources Research | 93.839 (GENFD0002153107) | HARVARD UNIVERSITY | GENFD0002153107 | 5,788 | - |
| Blood Diseases and Resources Research | 93.839 (WU-20-376) | WASHINGTON UNIVERSITY IN ST LOUIS | WU-20-376 | 100,618 | - |
| Blood Diseases and Resources Research | 93.839 (VARIOUS) | CLEVELAND CLINIC FOUNDATION | VARIOUS | 36,130 | - |
| Blood Diseases and Resources Research | 93.839 (VARIOUS) | MEDICAL COLLEGE OF WISCONSIN | VARIOUS | 73,852 | - |
| Blood Diseases and Resources Research | 93.839 (VARIOUS) | UNIVERSITY OF IOWA | VARIOUS | 139,994 | - |
| Cancer Biology Research | 93.396 (VARIOUS) | | | 3,669,842 | 61,024 |
| Cancer Biology Research | 93.396 (1) | INTERMOUNTAIN HEALTHCARE CINCINNATI CHILDRENS HOSPITAL | 1 | 551 | - |
| Cancer Biology Research | 93.396 (311289) | MED CTR | 311289 | 208,939 | - |
| Cancer Biology Research | 93.396 (576726) | UNIVERSITY OF PENNSYLVANIA | 576726 | (2,379) | - |
| Cancer Biology Research | 93.396 (1001447_UTAH) | VERITI BLOOD CENTER OF WISCONSIN | 1001447_UTAH | 7,956 | - |
| Cancer Biology Research | 93.396 (BD525426) | MEMORIAL SLOAN-KETTERING CANCER CTR | BD525426 | 9,740 | - |
| Cancer Biology Research | 93.396 (FY22.1124.001) | UNIVERSITY OF COLORADO AT BOULDER | FY22.1124.001 | 118,403 | - |
| Cancer Biology Research | 93.396 (PO#3001052861 SUB00003640) | MD ANDERSON CANCER CENTER | PO#3001052861 SUB00003640 | 6,833 | - |
| Cancer Biology Research | 93.396 (218-NH-1C 5463) | ELECTRONIC BIOSCIENCE INC | 218-NH-1C 5463 | 15,434 | - |
| Cancer Cause and Prevention Research | 93.393 (VARIOUS) | | | 8,529,405 | 3,285,454 |
| Cancer Cause and Prevention Research | 93.393 (7000001336) | BAYLOR COLLEGE OF MEDICINE | 7000001336 | 12,195 | - |
| Cancer Cause and Prevention Research | 93.393 (102466-00001 / NIH034) | TUFTS UNIVERSITY | 102466-00001 / NIH034 | (2,167) | - |
| Cancer Cause and Prevention Research | 93.393 (11000720-012 (4102-81790)) | PURDUE UNIVERSITY | 11000720-012 (4102-81790) | 3,181 | - |
| Cancer Cause and Prevention Research | 93.393 (1557 G 2A332 PTE-441356 RI 29590) | UNIVERSITY OF CALIFORNIA LOS ANGELES | 1557 G 2A332 PTE-441356 RI 29590 | 98,018 | - |

*Award number provided either when ALN is incomplete or not available or in association with Research and Development awards, as required

State of Utah
 Schedule of Expenditures of Federal Awards
 For the Year Ended June 30, 2022

| Federal Agency/Program or Cluster | ALN Number (Award Number)* | Pass-Through Entity | Pass-Through Identification Number | Directly Expended | Provided to Subrecipients |
|---|-------------------------------------|---|---------------------------------------|-------------------|------------------------------|
| Cancer Cause and Prevention Research | 93.393 (34-5250-2028-001) | UNIVERSITY OF NEBRASKA MEDICAL CENTER | 34-5250-2028-001 | 12,699 | - |
| Cancer Cause and Prevention Research | 93.393 (3RCQ4) | UNIVERSITY OF NEW MEXICO UNIVERSITY OF CALIFORNIA SAN DIEGO | 3RCQ4 92275293 S9001779 | 180 (4,489) | - |
| Cancer Cause and Prevention Research | 93.393 (A18-0177-5018) | UNIVERSITY OF CALIFORNIA DAVIS | A18-0177-5018 | 52,018 | - |
| Cancer Cause and Prevention Research | 93.393 (AWD00000583 SUB00000248) | UNIVERSITY OF VERMONT | AWD00000583 SUB00000248 | 23,869 | - |
| Cancer Cause and Prevention Research | 93.393 (R1245386) | RESEARCH FOUNDATION OF SUNY | R1245386 | (4,097) | - |
| Cancer Cause and Prevention Research | 93.393 (RNG211062-UU-01) | KAISER PERMANENTE | RNG211062-UU-01 | 114,857 | - |
| Cancer Cause and Prevention Research | 93.393 (RS20160790-05) | UNIVERSITY OF OKLAHOMA | RS20160790-05 | (33) | - |
| Cancer Cause and Prevention Research | 93.393 (SP00013766-01) | GEORGIA STATE UNIVERSITY | SP00013766-01 | 12,121 | - |
| Cancer Cause and Prevention Research | 93.393 (SUB#835528) | FRED HUTCHINSON CANCER RESEARCH CENTER | SUB#835528 | (558) | - |
| Cancer Cause and Prevention Research | 93.393 (UWSC12962) | UNIVERSITY OF WASHINGTON VANDERBILT UNIVERSITY MEDICAL CENTER | UWSC12962 | 58,745 | - |
| Cancer Cause and Prevention Research | 93.393 (VUMC73753) | VUMC73753 | VUMC73753 | 25,484 | - |
| Cancer Cause and Prevention Research | 93.393 (VARIOUS) | COLUMBIA UNIVERSITY | VARIOUS | 183,132 | - |
| Cancer Cause and Prevention Research | 93.393 (VARIOUS) | DARTMOUTH COLLEGE | VARIOUS | 54,144 | - |
| Cancer Cause and Prevention Research | 93.393 (VARIOUS) | EMORY UNIVERSITY | VARIOUS | 27,088 | - |
| Cancer Cause and Prevention Research | 93.393 (VARIOUS) | MAYO CLINIC ROCHESTER | VARIOUS | 21,280 | - |
| Cancer Cause and Prevention Research | 93.393 (VARIOUS) | MEMORIAL SLOAN-KETTERING CANCER CTR | VARIOUS | 7,648 | - |
| Cancer Cause and Prevention Research | 93.393 (VARIOUS) | NORTHWESTERN UNIVERSITY | VARIOUS | 34,238 | - |
| Cancer Cause and Prevention Research | 93.393 (VARIOUS) | WESTAT | VARIOUS | 3,052 | - |
| Cancer Cause and Prevention Research | 93.393 (D007018701) | University of Minnesota | D007018701 | 10,256 | - |
| Cancer Centers Support Grants | 93.397 (VARIOUS) | FRED HUTCHINSON CANCER RESEARCH CENTER | 1045851 | 5,100,425 | 8,515 |
| Cancer Centers Support Grants | 93.397 (1045851) | CITY OF HOPE NATIONAL MEDICAL CENTER | 1045851 | 2,164 | - |
| Cancer Centers Support Grants | 93.397 (10047645) | ARIZONA STATE UNIVERSITY CHILDRENS HOSPITAL | 10047645 | 211,836 | - |
| Cancer Centers Support Grants | 93.397 (ASUB00000013) | ARIZONA STATE UNIVERSITY PHILADELPHIA | ASUB00000013 | 175,432 | - |
| Cancer Control | 93.399 (PO 20234145) | PHILADELPHIA | PO 20234145 | 15,508 | - |
| Cancer Detection and Diagnosis Research | 93.394 (VARIOUS) | MD ANDERSON CANCER CENTER | 4322 | 3,265,240 | 135,865 |
| Cancer Detection and Diagnosis Research | 93.394 (4322) | UNIVERSITY OF ILLINOIS URBANA- CHAMPAIGN | 4322 | 54,332 | - |
| Cancer Detection and Diagnosis Research | 93.394 (091514-17902) | MOFFITT CANCER CENTER | 091514-17902 | 56,818 | - |
| Cancer Detection and Diagnosis Research | 93.394 (10-20664-99-01-G2) | BAYLOR COLLEGE OF MEDICINE | 10-20664-99-01-G2 | 54,142 | - |
| Cancer Detection and Diagnosis Research | 93.394 (7000000941 7R01CA211892) | PROTEGENOMICS RISH INST FOR SYS MED | 7000000941 (7R01CA211892) | 57,632 | - |
| Cancer Prevention and Control Programs for State, Territorial and Tribal Organizations | 93.898 (5NU58DP006320-05) | VETERANS MEDICAL RESEARCH FOUNDATION | 095600004-325062 | 7,899 | - |
| Cancer Research Manpower | 93.398 (VARIOUS) | BIOMIMETIX JV LLC | 62660 | 160,500 | - |
| Cancer Treatment Research | 93.395 (VARIOUS) | PROTEGENOMICS RISH INST FOR SYS MED | 745001 | 466,072 | - |
| Cancer Treatment Research | 93.395 (62660) | VETERANS MEDICAL RESEARCH FOUNDATION | 095600004-325062 | 2,684,840 | 8,446 |
| Cancer Treatment Research | 93.395 (VARIOUS) | BIOMIMETIX JV LLC | 62660 | 3,637,061 | 12,707 |
| Cancer Treatment Research | 93.395 (62660) | PROTEGENOMICS RISH INST FOR SYS MED | 745001 | 61,495 | - |
| Cancer Treatment Research | 93.395 (745001) | VETERANS MEDICAL RESEARCH FOUNDATION | 095600004-325062 | 160,500 | - |
| Cancer Treatment Research | 93.395 (095600004-325062) | VETERANS MEDICAL RESEARCH FOUNDATION | 095600004-325062 | 7,899 | - |

*Award number provided either when ALN is incomplete or not available or in association with Research and Development awards, as required

State of Utah
Schedule of Expenditures of Federal Awards
For the Year Ended June 30, 2022

| Federal Agency/Program or Cluster | ALN Number (Award Number)* | Pass-Through Entity | Pass-Through Identification Number | Directly Expended | Provided to Subrecipients |
|-----------------------------------|--------------------------------------|---|---|-------------------|------------------------------|
| Cancer Treatment Research | 93.395 (10-21462-99-01-G1) | MOFFITT CANCER CENTER | 10-21462-99-01-G1 | 74,296 | - |
| Cancer Treatment Research | 93.395 (53261.2003487.669304) | BECKMAN RESH INST OF CITY OF HOPE | 53261.2003487.669304 | 21,997 | - |
| Cancer Treatment Research | 93.395 (60075822.P0#60046347) | OHIO STATE UNIVERSITY RESEARCH FNDTN | 60075822.P0#60046347 | 305,537 | - |
| Cancer Treatment Research | 93.395 (AWD00000526) | UNIVERSITY OF VERMONT NRG ONCOLOGY | AWD00000526.SUB00000230.NRG-GAFFNEY-GY8 | 202,280 | - |
| Cancer Treatment Research | 93.395 (PO# 02838 SUB# AR03223) | PUBLIC HEALTH INSTITUTE | PO# 02838 SUB# AR03223 | 39,163 | - |
| Cancer Treatment Research | 93.395 (R01 CA221197.P0# 7000000513) | BAYLOR COLLEGE OF MEDICINE | R01 CA221197.P0# 7000000513 | 34,846 | - |
| Cancer Treatment Research | 93.395 (SUBK00012739(SUBK00008225)) | UNIVERSITY OF MICHIGAN | SUBK00012739(SUBK00008225) | 385,452 | - |
| Cancer Treatment Research | 93.395 (U10CA180820-06-UTAH1C) | ECOG-ACRIN MEDICAL RESEARCH FDTN | U10CA180820-06-UTAH1C | 4,378 | - |
| Cancer Treatment Research | 93.395 (WU-21-181 / PO # 2940439K) | WASHINGTON UNIVERSITY IN ST LOUIS | WU-21-181 / PO # 2940439K | 284,165 | - |
| Cancer Treatment Research | 93.395 (VARIOUS) | CHILDRENS HOSPITAL PHILADELPHIA | VARIOUS | 130,271 | - |
| Cancer Treatment Research | 93.395 (VARIOUS) | MEDICAL COLLEGE OF WISCONSIN | VARIOUS | (258) | - |
| Cancer Treatment Research | 93.395 (VARIOUS) | OREGON HEALTH & SCIENCE UNIVERSITY | VARIOUS | 44,122 | - |
| Cardiovascular Diseases Research | 93.837 (VARIOUS) | DREXEL UNIVERSITY | 900181 | 13,667,228 | 743,839 |
| Cardiovascular Diseases Research | 93.837 (1060872) | BETH ISRAEL DEACONESS MEDICAL CENTER | 1060872 | 76,215 | - |
| Cardiovascular Diseases Research | 93.837 (10051191) | MICROSURGICAL INNOVATIONS | 10051191 | 157,481 | - |
| Cardiovascular Diseases Research | 93.837 (0255-A344-4605) | ICAHN SCHOOL OF MEDICINE AT MOUNT SINAI | 0255-A344-4605 | 67 | - |
| Cardiovascular Diseases Research | 93.837 (171-NH-1C 5187) | ELECTRONIC BIOSCIENCE INC | 171-NH-1C 5187 | (272) | - |
| Cardiovascular Diseases Research | 93.837 (20162680-03) | UNIVERSITY OF CALIFORNIA DAVIS | 20162680-03 | (90,650) | - |
| Cardiovascular Diseases Research | 93.837 (265032-UTAH) | TEMPLE UNIVERSITY | 265032-UTAH | 103,126 | - |
| Cardiovascular Diseases Research | 93.837 (GENFD0001888518) | BOSTON CHILDREN'S HOSPITAL | GENFD0001888518 | 54,766 | - |
| Cardiovascular Diseases Research | 93.837 (N006187431 (N006187407)) | UNIVERSITY OF MINNESOTA | N006187431 (N006187407) | 1,020 | - |
| Cardiovascular Diseases Research | 93.837 (R01-HL125918) | YALE UNIVERSITY | R01-HL125918 | 2,414 | - |
| Cardiovascular Diseases Research | 93.837 (SITE #L700) | DUKE UNIVERSITY | SITE #L700 | 8,317 | - |
| Cardiovascular Diseases Research | 93.837 (VARIOUS) | RTI INTERNATIONAL | VARIOUS | (1,118) | - |
| Cardiovascular Diseases Research | 93.837 (VARIOUS) | HEALTHCORE | VARIOUS | 10,698 | - |
| Cardiovascular Diseases Research | 93.837 (VARIOUS) | NEW ENGLAND RESEARCH INSTITUTES | VARIOUS | 43,233 | 2,844 |
| Cardiovascular Diseases Research | 93.837 (VARIOUS) | ANN & ROBERT H LURIE CHILDRENS HOSP CHICG | VARIOUS | 11,441 | - |
| Cardiovascular Diseases Research | 93.837 (VARIOUS) | CHILDRENS HOSPITAL PHILADELPHIA | VARIOUS | 277,294 | - |
| Cardiovascular Diseases Research | 93.837 (VARIOUS) | CINCINNATI CHILDRENS HOSPITAL MED CTR | VARIOUS | 1,907 | - |
| Cardiovascular Diseases Research | 93.837 (VARIOUS) | COLUMBIA UNIVERSITY | VARIOUS | 224,169 | - |

*Award number provided either when ALN is incomplete or not available or in association with Research and Development awards, as required

State of Utah
 Schedule of Expenditures of Federal Awards
 For the Year Ended June 30, 2022

| Federal Agency/Program or Cluster | ALN Number (Award Number)* | Pass-Through Entity | Pass-Through Identification Number | Directly Expended | Provided to Subrecipients |
|---|---|--|--|-------------------|------------------------------|
| Cardiovascular Diseases Research | 93.837 (VARIOUS) | NATIONAL JEWISH HEALTH | VARIOUS | 21,580 | - |
| Cardiovascular Diseases Research | 93.837 (VARIOUS) | NEW ENGLAND RESEARCH INC | VARIOUS | (672) | 2,147 |
| Cardiovascular Diseases Research | 93.837 (VARIOUS) | OHIO STATE UNIVERSITY RESEARCH FNDR | VARIOUS | 11,351 | - |
| Cardiovascular Diseases Research | 93.837 (VARIOUS) | UNIV OF NORTH CAROLINA AT CHAPEL HILL | VARIOUS | 100,972 | - |
| Cardiovascular Diseases Research | 93.837 (VARIOUS) | UNIVERSITY OF ALABAMA | VARIOUS | 92,133 | - |
| Cardiovascular Diseases Research | 93.837 (VARIOUS) | UNIVERSITY OF ALABAMA AT BIRMINGHAM | VARIOUS | 246,048 | - |
| Cardiovascular Diseases Research | 93.837 (VARIOUS) | UNIVERSITY OF CALIFORNIA SAN FRANCISCO | VARIOUS | 242,428 | - |
| Cardiovascular Diseases Research | 93.837 (VARIOUS) | UNIVERSITY OF PITTSBURGH | VARIOUS | 22,211 | - |
| Cardiovascular Diseases Research | 93.837 (VARIOUS) | VIRGINIA POLYTECHNIC INSTITUTE & ST UNIV | VARIOUS | 160,445 | - |
| Cardiovascular Diseases Research | 93.837 (VARIOUS) | YALE UNIVERSITY SCHOOL OF MEDICINE | VARIOUS | 128,697 | - |
| Centers for Disease Control and Prevention_ Investigations and Technical Assistance | 93.283 (VARIOUS) | | | 649,984 | 550,019 |
| Centers for Disease Control and Prevention_ Investigations and Technical Assistance | 93.283 (VARIOUS) | THE TASK FORCE FOR GLOBAL HEALTH | VARIOUS | 295,811 | - |
| Child Health and Human Development Extramural Research | 93.865 (VARIOUS) | MAGEE-WOMENS RESH INST & FDTN | 1423 | (32,775) | - |
| Child Health and Human Development Extramural Research | 93.865 (127355UB) | MASSACHUSETTS GENERAL HOSPITAL | 239085 | 18,628 | - |
| Child Health and Human Development Extramural Research | 93.865 (202531-658) | ADVANCED CONCEPTIONS INC | 10055192 | 62,434 | - |
| Child Health and Human Development Extramural Research | 93.865 (20-A1-00-1002855) | UNIVERSITY OF ALABAMA AT BIRMINGHAM | 000523794-SC006 | 7,250 | - |
| Child Health and Human Development Extramural Research | 93.865 (30004942-11) | SEATTLE CHILDREN'S RESEARCH INSTITUTE | 127355UB | 17,496 | - |
| Child Health and Human Development Extramural Research | 93.865 (20-A1-00-1002855) | UTAH STATE UNIVERSITY | 202531-658 | 196,130 | - |
| Child Health and Human Development Extramural Research | 93.865 (30004942-11) | NEW YORK UNIVERSITY CHILDREN'S NATIONAL MEDICAL CENTER | 20-A1-00-1002855 | 8,468 | - |
| Child Health and Human Development Extramural Research | 93.865 (700171-0720-00) | RESH INST AT NATIONWIDE CHLDNS HOSP | 30004942-11 | 68,270 | - |
| Child Health and Human Development Extramural Research | 93.865 (9011615-UNIVERSITY OF UTAH) | UNIVERSITY OF WISCONSIN- MILWAUKEE | 700171-0720-00 | 41,214 | - |
| Child Health and Human Development Extramural Research | 93.865 (A20-0268-5004) | ANN & ROBERT H LURIE CHLDNS HOSP CHICG | 789K740 | 141,920 | - |
| Child Health and Human Development Extramural Research | 93.865 (A574512) | UNIVERSITY OF CALIFORNIA DAVIS | 9011615-UNIVERSITY OF UTAH | 5,494 | - |
| Child Health and Human Development Extramural Research | 93.865 (AWD00003188(417136-3)) | EMORY UNIVERSITY | A20-0268-5004 | 14,703 | - |
| Child Health and Human Development Extramural Research | 93.865 (FY20.812.003 2-5-A9096 PO# 1001346689) | UNIVERSITY OF PITTSBURGH | A574512 | 39,969 | - |
| Child Health and Human Development Extramural Research | 93.865 (GB 10584.P0 #2150591) | UNIVERSITY OF COLORADO AT DENVER | AWD00003188(417136-3) | 6,794 | - |
| Child Health and Human Development Extramural Research | 93.865 (GENFD0001754387) | UNIVERSITY OF VIRGINIA BOSTON CHILDREN'S HOSPITAL | FY20.812.003 2-5-A9096 PO# 1001346689 | 88,646 | - |
| Child Health and Human Development Extramural Research | 93.865 (OSP2018139) | UNIVERSITY OF MASSACHUSETTS CHILDRENS HOSPITAL | GB 10584.P0 #2150591 | 26,507 | - |
| Child Health and Human Development Extramural Research | 93.865 (PO 20228096 / GRT- 00000762) | PHILADELPHIA | GENFD0001754387 | 13,661 | - |
| Child Health and Human Development Extramural Research | 93.865 (PO 20228096 / GRT- 00000762) | | OSP2018139 | 222,864 | - |
| Child Health and Human Development Extramural Research | | | PO 20228096 / GRT-00000762 | 74,203 | - |

*Award number provided either when ALN is incomplete or not available or in association with Research and Development awards, as required

State of Utah
Schedule of Expenditures of Federal Awards
For the Year Ended June 30, 2022

| Federal Agency/Program or Cluster | ALN Number (Award Number)* | Pass-Through Entity | Pass-Through Identification Number | Directly Expended | Provided to Subrecipients |
|---|-------------------------------------|--|---------------------------------------|-------------------|------------------------------|
| Child Health and Human Development Extramural Research | 93.865 (TULHSC4671314) | TULANE UNIVERSITY | TULHSC4671314 | (13,443) | - |
| Child Health and Human Development Extramural Research | 93.865 (VARIOUS) | GEORGE WASHINGTON UNIVERSITY | VARIOUS | 643,656 | 128,872 |
| Child Health and Human Development Extramural Research | 93.865 (VARIOUS) | MEDICAL COLLEGE OF WISCONSIN | VARIOUS | 110,057 | - |
| Child Health and Human Development Extramural Research | 93.865 (VARIOUS) | NORTHWESTERN UNIVERSITY | VARIOUS | 462,603 | - |
| Child Health and Human Development Extramural Research | 93.865 (VARIOUS) | OREGON HEALTH & SCIENCE UNIVERSITY | VARIOUS | 195,636 | - |
| Child Health and Human Development Extramural Research | 93.865 (VARIOUS) | RTI INTERNATIONAL | VARIOUS | 611,669 | 70,987 |
| Child Health and Human Development Extramural Research | 93.865 (VARIOUS) | SHARP HEALTHCARE FOUNDATION UNIVERSITY OF CALIFORNIA SAN DIEGO | VARIOUS | 104,262 | - |
| Child Health and Human Development Extramural Research | 93.865 (VARIOUS) | UNIVERSITY OF MICHIGAN | VARIOUS | 109,695 | - |
| Child Health and Human Development Extramural Research | 93.865 (11000764-046) | Purdue University | 11000764-046 | 27,014 | - |
| Child Health and Human Development Extramural Research | 93.865 (800009636-06UG/000188) | Florida International University Board of Trustees | 800009636-06UG/000188 | 4,968 | - |
| Child Health and Human Development Extramural Research | 93.153 (VARIOUS) | | | 1,524 | - |
| Coordinated Services and Access to Research for Women, Infants, Children, and Youth | | | | 428,272 | - |
| Department of Health and Human Services | 93 (VARIOUS) | | | 19,743,854 | 1,455,652 |
| Department of Health and Human Services | 93 (1901002Z1 (P015005) (P0103797)) | MICHIGAN TECHNOLOGICAL UNIVERSITY | 1901002Z1 (P015005) (P0103797) | 52,775 | - |
| Department of Health and Human Services | 93 (20-SA-313301A-631) | NATL ALLNCE OF ST AND TERRITRL AIDS DIR | 20-SA-313301A-631 | 54,794 | - |
| Department of Health and Human Services | 93 (22-016-002) | UNIVERSITY OF NEBRASKA KEARNEY | 22-016-002 | 90,914 | - |
| Department of Health and Human Services | 93 (75D901-19-C-05998) | HARVARD PILGRIM HEALTHCARE INST | 75D901-19-C-05998 | 165,695 | - |
| Department of Health and Human Services | 93 (EG50045) | EAGLE GLOBAL SCIENTIFIC LLC | EG50045 | 5,380 | - |
| Department of Health and Human Services | 93 (GENFD0001841716) | BOSTON CHILDREN'S HOSPITAL | GENFD0001841716 | 45,302 | - |
| Department of Health and Human Services | 93 (NONE) | THE TASK FORCE FOR GLOBAL HEALTH | NONE | 47,636 | - |
| Department of Health and Human Services | 93 (10045855 /13541) | THE EMMES COMPANY LLC | 10045855 /13541 | (5,723) | - |
| Department of Health and Human Services | 93 (DDFA YR3 005) | BAYLOR COLLEGE OF MEDICINE | DDFA YR3 005 | 6,370 | - |
| Department of Health and Human Services | 93 (5116785) | UNIV OF NORTH CAROLINA AT CHAPEL HILL | 5116785 | 6,000 | - |
| Department of Health and Human Services | 93 (10034797) | UNIVERSITY OF CALGARY | 10034797 | 241,169 | - |
| Department of Health and Human Services | 93 (10053328) | AYUVIS RESEARCH INC | 10053328 | 198,261 | - |
| Department of Health and Human Services | 93 (10057512) | PEEL THERAPEUTICS | 10057512 | 95,789 | - |
| Department of Health and Human Services | 93 (10065368) | IMAGING BIOMARKER SOLUTIONS INC | 10065368 | 2,194 | - |
| Department of Health and Human Services | 93 (000513373-SP004-SC001) | UNIVERSITY OF ALABAMA AT BIRMINGHAM | 000513373-SP004-SC001 | 533,378 | - |
| Department of Health and Human Services | 93 (G015997-01) | COLUMBIA UNIVERSITY | 30 (G015997-01) | 23,223 | - |
| Department of Health and Human Services | 93 (6119114400E SITE 502) | UNIVERSITY OF SOUTH FLORIDA | 6119114400E SITE 502 | 6,814 | - |
| Department of Health and Human Services | 93 (DMID NO. 20-0006) | LEIDOS | DMID NO. 20-0006 | 2,132,456 | - |
| Department of Health and Human Services | 93 (FY18.903.001) | UNIVERSITY OF COLORADO AT DENVER | FY18.903.001 | 55,299 | 51,916 |
| Department of Health and Human Services | 93 (NONE) | ECOG-ACRIN CANCER RESEARCH GROUP | NONE | 848 | - |
| Department of Health and Human Services | 93 (NONE) | OREGON HEALTH & SCIENCE UNIVERSITY | NONE | 54,148 | - |
| Department of Health and Human Services | 93 (NONE) | HEALTHCORE | NONE | 24,093 | - |

*Award number provided either when ALN is incomplete or not available or in association with Research and Development awards, as required

State of Utah
Schedule of Expenditures of Federal Awards
For the Year Ended June 30, 2022

| Federal Agency/Program or Cluster | ALN Number (Award Number)* | Pass-Through Entity | Pass-Through Identification Number | Directly Expended | Provided to Subrecipients |
|--|---|--|---------------------------------------|-------------------|------------------------------|
| Department of Health and Human Services | 93 (NONE) | LAM FOUNDATION | NONE | 1,219 | - |
| Department of Health and Human Services | 93 (NRN: 0216392) | RTI INTERNATIONAL | NRN: 0216392 | 33,455 | 8,118 |
| Department of Health and Human Services | 93 (SBIR-II-UJ-SUB-01) | SHELIX INC | SBIR-II-UJ-SUB-01 | 25,875 | - |
| Department of Health and Human Services | 93 (SUBK00013691-005) | UNIVERSITY OF MICHIGAN | SUBK00013691-005 | 33,741 | - |
| Department of Health and Human Services | 93 (UL 1 TR002366) | UNIV OF KANSAS MED CTR RESH INST | UL 1 TR002366 | (9) | - |
| Department of Health and Human Services | 93 (UU442019) | HEALTH RHYTHMS | UU442019 | 163,108 | - |
| Department of Health and Human Services | 93 (UWSC12763 BPO#56246) | UNIVERSITY OF WASHINGTON | UWSC12763 BPO#56246 | 150,315 | - |
| Department of Health and Human Services | 93 (VARIOUS) | BRIGHAM & WOMENS HOSPITAL | VARIOUS | 32,033 | 8,649 |
| Department of Health and Human Services | 93 (VARIOUS) | MASSACHUSETTS GENERAL HOSPITAL | VARIOUS | 335,414 | - |
| Department of Health and Human Services | 93 (VARIOUS) | NEW ENGLAND RESEARCH INSTITUTES | VARIOUS | 46,473 | - |
| Department of Health and Human Services | 93 (VARIOUS) | NEXEOS DIAGNOSTICS INC | VARIOUS | 104,729 | - |
| Department of Health and Human Services | 93 (VARIOUS) | DUKE UNIVERSITY | VARIOUS | 98,989 | - |
| Department of Health and Human Services | 93 (VARIOUS) | BAYLOR COLLEGE OF MEDICINE | VARIOUS | 498,777 | - |
| Department of Health and Human Services | 93 (3656-CDC-25/UTAHST) | Luna Innovations, Inc. | 3656-CDC-25/UTAHST | 86,986 | - |
| Department of Health and Human Services | 93 (USU_PH1_75N93020C00027) | IDBiologics | USU_PH1_75N93020C00027 | 49,835 | - |
| Department of Health and Human Services | 93 (A370509) | Emory University | A370509 | 151,701 | - |
| Diabetes, Digestive, and Kidney Diseases Extramural Research | 93.847 (VARIOUS) | | | 11,769,534 | 1,295,855 |
| Diabetes, Digestive, and Kidney Diseases Extramural Research | 93.847 (18037) | UNIVERSITY OF ILLINOIS AT CHICAGO | 18037 | 47,425 | - |
| Diabetes, Digestive, and Kidney Diseases Extramural Research | 93.847 (100239) | JOSLIN DIABETES CENTER | 100239 | 14,714 | - |
| Diabetes, Digestive, and Kidney Diseases Extramural Research | 93.847 (10051344) | POTRERO HILL THERAPEUTICS | 10051344 | 106,368 | - |
| Diabetes, Digestive, and Kidney Diseases Extramural Research | 93.847 (10053353) | STREAMDX INC | 10053353 | 134,930 | - |
| Diabetes, Digestive, and Kidney Diseases Extramural Research | 93.847 (2004017126) | JOHNS HOPKINS HOSPITAL | 2004017126 | 22,659 | - |
| Diabetes, Digestive, and Kidney Diseases Extramural Research | 93.847 (3001370490) | MD ANDERSON CANCER CENTER | 3001370490 | 78,592 | - |
| Diabetes, Digestive, and Kidney Diseases Extramural Research | 93.847 (098750003-325738) | VETERANS MEDICAL RESEARCH FOUNDATION | 098750003-325738 | 14,376 | - |
| Diabetes, Digestive, and Kidney Diseases Extramural Research | 93.847 (1(GG015926-01)) | COLUMBIA UNIVERSITY | 1(GG015926-01) | 31,843 | - |
| Diabetes, Digestive, and Kidney Diseases Extramural Research | 93.847 (150801.GMO 150801 PO#000000659E) | UNIV OF TEXAS SOUTHWESTERN MEDICAL CTR | 150801.GMO 150801 PO#000000659E | (301) | - |
| Diabetes, Digestive, and Kidney Diseases Extramural Research | 93.847 (5019538-SERV) | TUFTS UNIVERSITY | 5019538-SERV | 146,658 | - |
| Diabetes, Digestive, and Kidney Diseases Extramural Research | 93.847 (5450481062516137- 169614) | STANFORD UNIVERSITY | 5450481062516137-169614 | 25,780 | - |
| Diabetes, Digestive, and Kidney Diseases Extramural Research | 93.847 (701K816) | UNIVERSITY OF WISCONSIN- MADISON | 701K816 | 34,141 | - |
| Diabetes, Digestive, and Kidney Diseases Extramural Research | 93.847 (901628-UTAH) | ANN & ROBERT H LURIE CHLDRNS HOSP CHICG | 901628-UTAH | 16,109 | - |
| Diabetes, Digestive, and Kidney Diseases Extramural Research | 93.847 (90757-20329201) | UNIVERSITY OF MARYLAND | 90757-20329201 | 27,140 | - |
| Diabetes, Digestive, and Kidney Diseases Extramural Research | 93.847 (A03-3580) | DUKE CLINICAL RESEARCH INSTITUTE | A03-3580 | 28,797 | - |
| Diabetes, Digestive, and Kidney Diseases Extramural Research | 93.847 (FP068366-01.J) | UNIVERSITY OF CHICAGO | FP068366-01.J | (266) | - |
| Diabetes, Digestive, and Kidney Diseases Extramural Research | 93.847 (FY19.344.001/PRO-25- A7271) | UNIVERSITY OF COLORADO AT DENVER | FY19.344.001/PRO-25-A7271 | (230) | - |
| Diabetes, Digestive, and Kidney Diseases Extramural Research | 93.847 (GB10510) | UNIVERSITY OF VIRGINIA | GB10510 | 23,524 | - |
| Diabetes, Digestive, and Kidney Diseases Extramural Research | 93.847 (GC10459-02) | DARTMOUTH-HITCHECOCK HEALTHCARE | GC10459-02 | 23,828 | - |
| Diabetes, Digestive, and Kidney Diseases Extramural Research | 93.847 (NONE) | ARBOR RESEARCH COLLABORATIVE FOR HEALTH | NONE | 131 | - |

*Award number provided either when ALN is incomplete or not available or in association with Research and Development awards, as required

State of Utah
 Schedule of Expenditures of Federal Awards
 For the Year Ended June 30, 2022

| Federal Agency/Program or Cluster | ALN Number (Award Number)* | Pass-Through Entity | Pass-Through Identification Number | Directly Expended | Provided to Subrecipients |
|--|--|---|---------------------------------------|-------------------|------------------------------|
| Diabetes, Digestive, and Kidney Diseases Extramural Research | 93.847 (RENO PILOT & FEASIBILITY) | WASHINGTON UNIVERSITY IN ST LOUIS | RENO PILOT & FEASIBILITY | 73,823 | - |
| Diabetes, Digestive, and Kidney Diseases Extramural Research | 93.847 (SPC-001310 O500000133) | UNIVERSITY OF MIAMI | SPC-001310 O500000133 | 48,386 | - |
| Diabetes, Digestive, and Kidney Diseases Extramural Research | 93.847 (VARIOUS) | AUGUSTA UNIVERSITY | VARIOUS | 64,826 | - |
| Diabetes, Digestive, and Kidney Diseases Extramural Research | 93.847 (VARIOUS) | ICAHN SCHOOL OF MEDICINE AT MOUNT SINAI | VARIOUS | 166,734 | - |
| Diabetes, Digestive, and Kidney Diseases Extramural Research | 93.847 (VARIOUS) | NORTHWESTERN UNIVERSITY | VARIOUS | 34,189 | - |
| Diabetes, Digestive, and Kidney Diseases Extramural Research | 93.847 (VARIOUS) | UNIVERSITY OF IOWA | VARIOUS | (20,573) | - |
| Diabetes, Digestive, and Kidney Diseases Extramural Research | 93.847 (VARIOUS) | UNIVERSITY OF MICHIGAN | VARIOUS | 16,954 | - |
| Diabetes, Digestive, and Kidney Diseases Extramural Research | 93.847 (VARIOUS) | UNIVERSITY OF NEBRASKA-LINCOLN | VARIOUS | 22,847 | - |
| Diabetes, Digestive, and Kidney Diseases Extramural Research | 93.847 (VARIOUS) | UNIVERSITY OF PENNSYLVANIA | VARIOUS | 75,665 | - |
| Diabetes, Digestive, and Kidney Diseases Extramural Research | 93.847 (VARIOUS) | UNIVERSITY OF PITTSBURGH | VARIOUS | 44,240 | - |
| Diabetes, Digestive, and Kidney Diseases Extramural Research | 93.847 (VARIOUS) | VANDERBILT UNIVERSITY MEDICAL CENTER | VARIOUS | 11,632 | - |
| Dietary Supplement Research Program | 93.321 (VARIOUS) | | | 363,294 | 18,389 |
| Discovery and Applied Research for Technological Innovations to Improve Human Health | 93.286 (8947) | INDIANA UNIVERSITY | 8947 | 67,377 | - |
| Discovery and Applied Research for Technological Innovations to Improve Human Health | 93.286 (122367359) | UNIVERSITY OF SOUTHERN CALIFORNIA | 122367359 | 101,158 | - |
| Discovery and Applied Research for Technological Innovations to Improve Human Health | 93.286 (100817-18086) | UNIVERSITY OF ILLINOIS URBANA-CHAMPAIGN | 100817-18086 | 63,403 | - |
| Discovery and Applied Research for Technological Innovations to Improve Human Health | 93.286 (1R41EB032722-01-UTAH) | RNET TECHNOLOGIES INC | 1R41EB032722-01-UTAH | 76,884 | - |
| Discovery and Applied Research for Technological Innovations to Improve Human Health | 93.286 (20190018UOFU) | UTAH VALLEY UNIVERSITY | 20190018UOFU | 29,355 | - |
| Discovery and Applied Research for Technological Innovations to Improve Human Health | 93.286 (A20-1820-S001 / PO# 922116) | UNIVERSITY OF CALIFORNIA DAVIS | A20-1820-S001 / PO# 922116 | 36,497 | - |
| Discovery and Applied Research for Technological Innovations to Improve Human Health | 93.286 (OSP/WPM33765-UTAH PO#WA01037871) | UNIVERSITY OF MASSACHUSETTS | OSP/WPM33765-UTAH PO#WA01037871 | 9,208 | - |
| Discovery and Applied Research for Technological Innovations to Improve Human Health | 93.286 (URK87) | FLORIDA ATLANTIC UNIVERSITY | URK87 | 1,679 | - |
| Drug Abuse and Addiction Research Programs | 93.279 (VARIOUS) | | | 8,298,667 | 323,616 |
| Drug Abuse and Addiction Research Programs | 93.279 (10058817) | BEHAVR | 10058817 | 109,674 | - |
| Drug Abuse and Addiction Research Programs | 93.279 (9920180084) | RAND CORPORATION | 9920180084 | 18,417 | - |
| Drug Abuse and Addiction Research Programs | 93.279 (32661 UTAH) | BARROW NEUROLOGICAL INSTITUTE | 32661 UTAH | 52,523 | - |
| Drug Abuse and Addiction Research Programs | 93.279 (5001631-1) | WOMEN AND INFANTS HOSP OF RHODE ISLAND | 5001631-1 | 290,857 | - |
| Drug Abuse and Addiction Research Programs | 93.279 (C00071084-2) | UNIVERSITY OF MISSOURI-COLUMBIA | C00071084-2 | 17,538 | - |
| Drug Abuse and Addiction Research Programs | 93.279 (520-01277) | NEW YORK UNIVERSITY | 520-01277 | 6,795 | - |
| Drug Abuse and Addiction Research Programs | 93.279 (SP00014395-01) | GEORGIA STATE UNIVERSITY | SP00014395-01 | 7,532 | - |
| Drug Abuse and Addiction Research Programs | 93.279 (SUB00002790) | UNIVERSITY OF FLORIDA | SUB00002790 | 27,466 | - |
| Drug Abuse and Addiction Research Programs | 93.279 (VARIOUS) | NYU LANGONE MEDICAL CENTER | VARIOUS | 1,255,556 | - |
| Drug Abuse and Addiction Research Programs | 93.279 (VARIOUS) | UNIVERSITY OF PITTSBURGH | VARIOUS | 23,420 | - |
| Drug Abuse and Addiction Research Programs | 93.279 (VARIOUS) | YALE UNIVERSITY | VARIOUS | 430,226 | - |
| Drug Abuse and Addiction Research Programs | 93.279 (RD4052467A) | | | 54,727 | - |
| Emergency Medical Services for Children | 93.127 (5UJ5MC30824-05) | | | 2,965,976 | - |
| Emergency Medical Services for Children | 93.127 (1016191_UUT) | OREGON HEALTH & SCIENCE UNIVERSITY | 1016191_UUT | 60,301 | - |

*Award number provided either when ALN is incomplete or not available or in association with Research and Development awards, as required

State of Utah
 Schedule of Expenditures of Federal Awards
 For the Year Ended June 30, 2022

| Federal Agency/Program or Cluster | ALN Number (Award Number)* | Pass-Through Entity | Pass-Through Identification Number | Directly Expended | Provided to Subrecipients |
|--|---------------------------------------|---|---------------------------------------|-------------------|------------------------------|
| Emergency Medical Services for Children | 93.127 (A20-1236-S001) | UNIVERSITY OF CALIFORNIA DAVIS | A20-1236-S001 | 140,286 | - |
| Emergency Medical Services for Children | 93.127 (R1238545) | UNIVERSITY AT BUFFALO | R1238545 | 1,906 | - |
| Environmental Health | 93.113 (VARIOUS) | | | 2,266,512 | 210,147 |
| Environmental Health | 93.113 (1889 PO#1480779) | RUTGERS UNIVERSITY | 1889 PO#1480779 | 49,241 | - |
| Environmental Health | 93.113 (UFDSPO0011534) | UNIVERSITY OF FLORIDA | UFDSPO0011534 | 1,162 | - |
| Environmental Health | 93.113 (UNR-21-95) | UNIVERSITY OF NEVADA RENO ALBUQUERQUE AREA INDIAN | UNR-21-95 | 102,532 | - |
| Epidemiology Cooperative Agreements | 93.231 (UU10054435) | HLTH BRD INC | UU10054435 | 19,396 | - |
| Extramural Research Programs in the Neurosciences and Neurological Disorders | 93.853 (VARIOUS) | | | 13,609,476 | 1,790,668 |
| Extramural Research Programs in the Neurosciences and Neurological Disorders | 93.853 (532506) | UNIVERSITY OF ARIZONA | 532506 | 34,669 | - |
| Extramural Research Programs in the Neurosciences and Neurological Disorders | 93.853 (10056694) | MICROSURGICAL INNOVATIONS | 10056694 | 8,317 | - |
| Extramural Research Programs in the Neurosciences and Neurological Disorders | 93.853 (000013147-E) | CHILDREN'S HOSPITAL OF LOS ANGELES | 000013147-E | (6,980) | - |
| Extramural Research Programs in the Neurosciences and Neurological Disorders | 93.853 (009095365 PO#: 2005434632) | JOHNS HOPKINS UNIVERSITY | 009095365 PO#: 2005434632 | 458,529 | - |
| Extramural Research Programs in the Neurosciences and Neurological Disorders | 93.853 (11(GG015970-01)) | COLUMBIA UNIVERSITY | 11(GG015970-01) | 309,383 | - |
| Extramural Research Programs in the Neurosciences and Neurological Disorders | 93.853 (138078-5105159) | HARVARD UNIVERSITY | 138078-5105159 | 42,101 | - |
| Extramural Research Programs in the Neurosciences and Neurological Disorders | 93.853 (159-NH-1C 5186) | ELECTRONIC BIOSCIENCE INC | 159-NH-1C 5186 | 19,226 | - |
| Extramural Research Programs in the Neurosciences and Neurological Disorders | 93.853 (1R44NS1172) | CND LIFE SCIENCES LLC | 1R44NS1172 | 857 | - |
| Extramural Research Programs in the Neurosciences and Neurological Disorders | 93.853 (21-824-UU PO# MM000372699) | WEST VIRGINIA UNIVERSITY | 21-824-UU PO# MM000372699 | 137,515 | - |
| Extramural Research Programs in the Neurosciences and Neurological Disorders | 93.853 (2R44NS097047-02) | NEUROENE THERAPEUTICS | 2R44NS097047-02 | 15,616 | - |
| Extramural Research Programs in the Neurosciences and Neurological Disorders | 93.853 (30005472-02) | ALL CHILDREN'S RESEARCH INSTITUTE | 30005472-02 | 67,631 | - |
| Extramural Research Programs in the Neurosciences and Neurological Disorders | 93.853 (3RDR7) | UNIVERSITY OF NEW MEXICO | 3RDR7 | 64,358 | - |
| Extramural Research Programs in the Neurosciences and Neurological Disorders | 93.853 (502063UU) | FEINSTEIN INSTITUTE FOR MEDICAL RESEARCH | 502063UU | (10,859) | - |
| Extramural Research Programs in the Neurosciences and Neurological Disorders | 93.853 (578922 PO#4495355) | UNIVERSITY OF PENNSYLVANIA | 578922 PO#4495355 | 153,868 | - |
| Extramural Research Programs in the Neurosciences and Neurological Disorders | 93.853 (60054977 UTAH) | NORTHWESTERN UNIVERSITY | 60054977 UTAH | 156,579 | - |
| Extramural Research Programs in the Neurosciences and Neurological Disorders | 93.853 (62747003-193654) | STANFORD UNIVERSITY | 62747003-193654 | 5,461 | - |
| Extramural Research Programs in the Neurosciences and Neurological Disorders | 93.853 (A006795101) | UNIVERSITY OF MINNESOTA | A006795101 | 156,215 | - |
| Extramural Research Programs in the Neurosciences and Neurological Disorders | 93.853 (A509239) | EMORY UNIVERSITY | A509239 | 74,796 | - |
| Extramural Research Programs in the Neurosciences and Neurological Disorders | 93.853 (CCF21360207) | CLEVELAND MEDICAL CENTER VIRGINIA COMMONWEALTH UNIVERSITY | CCF21360207 | 449,749 | - |
| Extramural Research Programs in the Neurosciences and Neurological Disorders | 93.853 (FP00007840) | | FP00007840 | 16,263 | - |
| Extramural Research Programs in the Neurosciences and Neurological Disorders | 93.853 (GB10094) | UNIVERSITY OF VIRGINIA | GB10094 | (1,523) | - |

*Award number provided either when ALN is incomplete or not available or in association with Research and Development awards, as required

State of Utah
Schedule of Expenditures of Federal Awards
For the Year Ended June 30, 2022

| Federal Agency/Program or Cluster | ALN Number (Award Number)* | Pass-Through Entity | Pass-Through Identification Number | Directly Expended | Provided to Subrecipients |
|--|---|---|---------------------------------------|-------------------|------------------------------|
| Extramural Research Programs in the Neurosciences and Neurological Disorders | 93.853 (GMO:210606 PO:000002351) | UNIV OF TEXAS SOUTHWESTERN MEDICAL CTR | GMO:210606 PO:000002351 | 14,558 | - |
| Extramural Research Programs in the Neurosciences and Neurological Disorders | 93.853 (PO 1484641 SUB 1802) | RUTGERS UNIVERSITY | PO 1484641 SUB 1802 | 194,795 | - |
| Extramural Research Programs in the Neurosciences and Neurological Disorders | 93.853 (S001402-DHHS) | PENNSYLVANIA STATE UNIVERSITY | S001402-DHHS | 428,362 | - |
| Extramural Research Programs in the Neurosciences and Neurological Disorders | 93.853 (SUB00003098) | UNIVERSITY OF FLORIDA | SUB00003098 | 50,573 | - |
| Extramural Research Programs in the Neurosciences and Neurological Disorders | 93.853 (U0INS121472 PO#700001417) | BAYLOR COLLEGE OF MEDICINE | U0INS121472 PO#700001417 | 105,762 | - |
| Extramural Research Programs in the Neurosciences and Neurological Disorders | 93.853 (UOU-260175 / PO 67339850) | MAYO CLINIC ROCHESTER | UOU-260175 / PO 67339850 | 7,565 | - |
| Extramural Research Programs in the Neurosciences and Neurological Disorders | 93.853 (VARIOUS) | BRIGHAM & WOMENS HOSPITAL | VARIOUS | 887,531 | - |
| Extramural Research Programs in the Neurosciences and Neurological Disorders | 93.853 (VARIOUS) | CHILDRENS HOSPITAL PHILADELPHIA | VARIOUS | 28,773 | - |
| Extramural Research Programs in the Neurosciences and Neurological Disorders | 93.853 (VARIOUS) | CLEVELAND CLINIC FOUNDATION | VARIOUS | 243,774 | - |
| Extramural Research Programs in the Neurosciences and Neurological Disorders | 93.853 (VARIOUS) | HOUSTON METHODIST CANCER CENTER | VARIOUS | 65,800 | - |
| Extramural Research Programs in the Neurosciences and Neurological Disorders | 93.853 (VARIOUS) | MASSACHUSETTS GENERAL HOSPITAL | VARIOUS | 158,765 | - |
| Extramural Research Programs in the Neurosciences and Neurological Disorders | 93.853 (VARIOUS) | MAYO CLINIC JACKSONVILLE | VARIOUS | 2,039 | - |
| Extramural Research Programs in the Neurosciences and Neurological Disorders | 93.853 (VARIOUS) | UNIVERSITY OF CALIFORNIA LOS ANGELES | VARIOUS | 319,751 | - |
| Extramural Research Programs in the Neurosciences and Neurological Disorders | 93.853 (VARIOUS) | UNIVERSITY OF CALIFORNIA SAN FRANCISCO | VARIOUS | 13,940 | - |
| Extramural Research Programs in the Neurosciences and Neurological Disorders | 93.853 (VARIOUS) | UNIVERSITY OF CINCINNATI | VARIOUS | 11,653 | - |
| Extramural Research Programs in the Neurosciences and Neurological Disorders | 93.853 (VARIOUS) | UNIVERSITY OF MICHIGAN | VARIOUS | 145,328 | - |
| Extramural Research Programs in the Neurosciences and Neurological Disorders | 93.853 (VARIOUS) | UNIVERSITY OF ROCHESTER | VARIOUS | (12,982) | - |
| Extramural Research Programs in the Neurosciences and Neurological Disorders | 93.853 (VARIOUS) | WEILL CORNELL MEDICINE | VARIOUS | (4,676) | - |
| Extramural Research Programs in the Neurosciences and Neurological Disorders | 93.853 (5001317-5500001664) | Broad Institute | 5001317-5500001664 | 30,546 | - |
| Family Smoking Prevention and Tobacco Control Act Regulatory Research | 93.077 (VARIOUS) | | | 178,027 | - |
| Flexible Funding Model - Infrastructure Development and Maintenance for State Manufactured Food Regulatory Programs | 93.367 (5U18FD006397-04) | | | 546,210 | - |
| Food and Drug Administration_Research | 93.103 (Various) | | | 430,186 | - |
| Food and Drug Administration_Research | 93.103 (ZAD00000) | UNIVERSITY OF KANSAS | ZAD00000 | (13,773) | - |
| Food and Drug Administration_Research | 93.103 (VARIOUS) | UNIVERSITY OF FLORIDA | VARIOUS | 14,436 | - |
| Global AIDS | 93.067 (1000005704 3001176 REF:3987) | UNIVERSITY OF MARYLAND BALTIMORE | 1000005704 3001176 REF:3987 | 48,465 | - |
| Grants for Primary Care Training and Enhancement | 93.884 (VARIOUS) | | | 877,784 | 45,472 |
| Grants for Primary Care Training and Enhancement | 93.884 (20-0264C-RPA0) | Idaho State University | 20-0264C-RPA0 | 22,716 | - |
| Grants to Provide Outpatient Early Intervention Services with Respect to HIV Disease | 93.918 (VARIOUS) | | | 879,830 | - |
| HIV-Related Training and Technical Assistance | 93.145 (UWSC11302) | UNIVERSITY OF WASHINGTON | UWSC11302 | 130,610 | - |
| Human Genome Research | 93.172 (VARIOUS) | | | 4,094,031 | 171,074 |

*Award number provided either when ALN is incomplete or not available or in association with Research and Development awards, as required

State of Utah
Schedule of Expenditures of Federal Awards
For the Year Ended June 30, 2022

| Federal Agency/Program or Cluster | ALN Number (Award Number)* | Pass-Through Entity | Pass-Through Identification Number | Directly Expended | Provided to Subrecipients |
|---|-----------------------------------|--|---------------------------------------|-------------------|------------------------------|
| Human Genome Research | 93.172 (20000.044.04-06) | HUDSONALPHA INSTITUTE OF BIOTECHNOLOGY | 20000.044.04-06 | 54,888 | - |
| Human Genome Research | 93.172 (5001020-5500001047) | BROAD INSTITUTE | 5001020-5500001047 | 85,701 | - |
| Human Genome Research | 93.172 (5114653 (5111267)) | UNIV OF NORTH CAROLINA AT CHAPEL HILL | 5114653 (5111267) | 4,245 | - |
| Human Genome Research | 93.172 (646034U01) | GEISINGER HEALTH SYSTEM | 646034U01 | 123,250 | - |
| Human Genome Research | 93.172 (CNVA00055110(129583-1)) | UNIVERSITY OF PITTSBURGH | CNVA00055110(129583-1) | 197,024 | - |
| Human Genome Research | 93.172 (FY22.1124.003) | UNIVERSITY OF COLORADO AT DENVER | FY22.1124.003 | 45,068 | - |
| Human Genome Research | 93.172 (PO# 7000001460) | BAYLOR COLLEGE OF MEDICINE | PO# 7000001460 | 40,673 | - |
| Injury Prevention and Control Research and State and Community Based Programs | 93.136 (VARI0US) | UNIVERSITY OF MARYLAND | | 435,025 | 271,792 |
| Injury Prevention and Control Research and State and Community Based Programs | 93.136 (3001299 / PO# 1000008303) | BALTIMORE | 3001299 / PO# 1000008303 | 8,926 | - |
| International Research and Research Training | 93.989 (VARI0US) | UNIVERSITY OF CALIFORNIA SAN FRANCISCO | | 299,380 | 143,210 |
| International Research and Research Training | 93.989 (13042sc) | UNIVERSITY OF CALIFORNIA SAN FRANCISCO | 13042sc | 41,017 | - |
| Lung Diseases Research | 93.838 (VARI0US) | UNIVERSITY OF ARIZONA | | 2,049,811 | 81,334 |
| Lung Diseases Research | 93.838 (474337) | UNIVERSITY OF CALIFORNIA SAN FRANCISCO | 474337 | 1,588 | - |
| Lung Diseases Research | 93.838 (104615C) | UNIVERSITY OF CALIFORNIA SAN FRANCISCO | 104615C | 256,377 | - |
| Lung Diseases Research | 93.838 (1685 G ZA579) | UNIVERSITY OF CALIFORNIA LOS ANGELES | 1685 G ZA579 | 102,068 | - |
| Lung Diseases Research | 93.838 (5118117 (5111456)) | UNIV OF NORTH CAROLINA AT CHAPEL HILL | 5118117 (5111456) | 44,236 | - |
| Lung Diseases Research | 93.838 (583172 / PO# 4828314) | UNIVERSITY OF PENNSYLVANIA | 583172 / PO# 4828314 | 19,750 | - |
| Lung Diseases Research | 93.838 (5U0JHL128954) | UNIVERSITY OF PITTSBURGH | 5U0JHL128954 | (147) | - |
| Lung Diseases Research | 93.838 (FP00003678-SA004) | VIRGINIA COMMONWEALTH UNIVERSITY | FP00003678-SA004 | (92) | - |
| Lung Diseases Research | 93.838 (KR 705128) | UNIVERSITY OF CALIFORNIA SAN DIEGO | KR 705128 | 3,914 | - |
| Lung Diseases Research | 93.838 (NO. 16-A-01) | NYU LANGONE MEDICAL CENTER | NO. 16-A-01 | 7,888 | - |
| Lung Diseases Research | 93.838 (UWSC10605 BPO33124) | UNIVERSITY OF WASHINGTON | UWSC10605 BPO33124 | 119,080 | - |
| Lung Diseases Research | 93.838 (WSU22087) | WAYNE STATE UNIVERSITY | WSU22087 | 283,810 | - |
| Lung Diseases Research | 93.838 (VARI0US) | INTERMOUNTAIN HEALTHCARE | VARI0US | 192,090 | - |
| Lung Diseases Research | 93.838 (VARI0US) | ANN & ROBERT H LURIE CHILDRNS HOSP CHICG | VARI0US | 172,691 | - |
| Lung Diseases Research | 93.838 (VARI0US) | COLUMBIA UNIVERSITY | VARI0US | 192,209 | - |
| Lung Diseases Research | 93.838 (VARI0US) | UNIVERSITY OF PITTSBURGH | | 70,667 | - |
| Lung Diseases Research | 93.838 (VARI0US) | INDIANA UNIVERSITY | VARI0US | 42,205 | - |
| Lung Diseases Research | 93.838 (VARI0US) | VANDERBILT UNIVERSITY | VARI0US | 33,867 | - |
| Lung Diseases Research | 93.838 (VARI0US) | WEILL CORNELL MEDICINE | VARI0US | 53,927 | - |
| Maternal and Child Health Federal Consolidated Programs | 93.110 (5773MCM00054-19) | | | 45,527 | 45,527 |
| Maternal and Child Health Federal Consolidated Programs | 93.110 (VARI0US) | | | 738,229 | 519,061 |
| Maternal and Child Health Federal Consolidated Programs | 93.110 (1 UH9MCM30770-04-10) | AMER COLL OF MEDICAL GENETICS & GENOMICS | 1 UH9MCM30770-04-10 | 10,000 | - |
| Maternal and Child Health Federal Consolidated Programs | 93.110 (NONE) | CLEVELAND MEDICAL CENTER | NONE | 26,242 | - |
| Medical Library Assistance | 93.879 (VARI0US) | | | 2,463,771 | 324,550 |
| Medical Library Assistance | 93.879 (65585-Z0149202) | UNIVERSITY OF MARYLAND | 65585-Z0149202 | 75,230 | - |
| Mental and Behavioral Health Education and Training Grants | 93.732 (VARI0US) | | | 975,378 | - |

*Award number provided either when ALN is incomplete or not available or in association with Research and Development awards, as required

State of Utah
 Schedule of Expenditures of Federal Awards
 For the Year Ended June 30, 2022

| Federal Agency/Program or Cluster | ALN Number (Award Number)* | Pass-Through Entity | Pass-Through Identification Number | Directly Expended | Provided to Subrecipients |
|--|--|--|---------------------------------------|-------------------|------------------------------|
| Mental Health Research Grants | 93.242 (VARIOUS) | | | 6,755,312 | 792,187 |
| Mental Health Research Grants | 93.242 (104145-00001 EPO218312) | TUFTS UNIVERSITY | 104145-00001 EPO218312 | 12,777 | - |
| Mental Health Research Grants | 93.242 (690K922) | UNIVERSITY OF WISCONSIN- MADISON | 690K922 | 65,332 | - |
| Mental Health Research Grants | 93.242 (AME22-OCDRING-01) | ADVANCED MEDICAL ELECTRONICS INC | AME22-OCDRING-01 | 18,133 | - |
| Mental Health Research Grants | 93.242 (PID#830082 SUB#2051 PO25098131) | RUTGERS UNIVERSITY | PID#830082 SUB#2051 PO25098131 | 43,769 | - |
| Mental Health Research Grants | 93.242 (RE16213-1) | KINGS COLLEGE LONDON | RE16213-1 | 5,394 | - |
| Mental Health Research Grants | 93.242 (WU-22-0063) | WASHINGTON UNIVERSITY IN ST LOUIS | WU-22-0063 | 76,697 | - |
| Mental Health Research Grants | 93.242 (VARIOUS) | JOHNS HOPKINS UNIVERSITY | VARIOUS | 39,455 | - |
| Mental Health Research Grants | 93.242 (VARIOUS) | NORTHWESTERN UNIVERSITY | VARIOUS | 75,029 | - |
| Mental Health Research Grants | 93.242 (VARIOUS) | OHIO STATE UNIVERSITY RESEARCH FNDTN | VARIOUS | 18,176 | - |
| Mental Health Research Grants | 93.242 (VARIOUS) | UNIV OF NORTH CAROLINA AT CHAPEL HILL | VARIOUS | 347,963 | - |
| Mental Health Research Grants | 93.242 (VARIOUS) | UNIVERSITY OF ILLINOIS AT CHICAGO | VARIOUS | 72,227 | - |
| Mental Health Research Grants | 93.242 (VARIOUS) | UNIVERSITY OF MICHIGAN | VARIOUS | 9,837 | - |
| Mental Health Research Grants | 93.242 (7R21MH115680-03) | | | 81,060 | 12,012 |
| Minority Health and Health Disparities Research | 93.307 (VARIOUS) | | | 722,995 | 251,152 |
| Minority Health and Health Disparities Research | 93.307 (18-A1-00-007896 PROJ#110387) | NEW YORK UNIVERSITY | 18-A1-00-007896 PROJ#110387 | 36,090 | - |
| National Center for Advancing Translational Sciences | 93.350 (VARIOUS) | | | 11,882,143 | 108,665 |
| National Center for Advancing Translational Sciences | 93.350 (000518169-006) | UNIVERSITY OF ALABAMA AT BIRMINGHAM | 000518169-006 | 52,471 | - |
| National Center for Advancing Translational Sciences | 93.350 (60044737UU) | NORTHWESTERN UNIVERSITY | 60044737UU | 24 | - |
| National Center for Advancing Translational Sciences | 93.350 (AWD00000243) | UNIVERSITY OF PITTSBURGH | AWD00000243 | (15) | - |
| National Center for Advancing Translational Sciences | 93.350 (POH 1001636909) | UNIVERSITY OF COLORADO AT DENVER | POH 1001636909 | 24,989 | - |
| National Center for Advancing Translational Sciences | 93.350 (VUMC 59240) | VANDERBILT UNIVERSITY | VUMC 59240 | 16,608 | - |
| National Center for Advancing Translational Sciences | 93.350 (VUMC85961) | VANDERBILT UNIVERSITY/MEDICAL CENTER | VUMC85961 | 279,906 | - |
| National Center for Advancing Translational Sciences | 93.350 (VARIOUS) | DUKE CLINICAL RESEARCH INSTITUTE | VARIOUS | 27,882 | - |
| National Center on Sleep Disorders Research | 93.233 (7K0JHL145099-03) | | | 196,183 | - |
| National Center on Sleep Disorders Research | 93.233 (VARIOUS) | | | 436,738 | 96,591 |
| National Center on Sleep Disorders Research | 93.233 (1R01HL13274-01A1) | | | 125,303 | 114,348 |
| National Research Service Award in Primary Care Medicine | 93.186 (5T32HP30038-05) | | | 106,500 | - |
| NIHS Hazardous Waste Worker Health and Safety Training | 93.142 (VARIOUS) | UNIVERSITY OF TEXAS AT HOUSTON | VARIOUS | 177,738 | - |
| NIHS Superfund Hazardous Substances_Basic Research and Education | 93.143 (1R25E5033046-01) | | | 101,873 | 1,724 |
| NIHS Superfund Hazardous Substances_Basic Research and Education | 93.143 (P008851002) | UNIVERSITY OF MINNESOTA | P008851002 | 22,416 | - |
| Nurse Education, Practice Quality and Retention Grants | 93.359 (5UK1HP31735-04) | | | 694,412 | - |
| Nursing Research | 93.361 (VARIOUS) | | | 3,179,698 | 124,197 |
| Nursing Research | 93.361 (1724486) | CEDARS SINAI MEDICAL CENTER | 1724486 | 180,689 | - |
| Nursing Research | 93.361 (2017-3499) | UNIVERSITY OF CALIFORNIA IRVINE | 2017-3499 | (9,742) | - |
| Nursing Workforce Diversity | 93.178 (5D19HP31822-03) | | | 235,668 | - |
| Occupational Safety and Health Program | 93.262 (5T42OH008414-15) | | | 1,765,487 | - |
| Occupational Safety and Health Program | 93.262 (5U1190H012304-02) | | | 410,088 | - |

*Award number provided either when ALN is incomplete or in association with Research and Development awards, as required

State of Utah
Schedule of Expenditures of Federal Awards
For the Year Ended June 30, 2022

| Federal Agency/Program or Cluster | ALN Number (Award Number)* | Pass-Through Entity | Pass-Through Identification Number | Directly Expended | Provided to Subrecipients |
|---|-------------------------------------|---|---------------------------------------|-------------------|------------------------------|
| | | CENTER FOR CONSTRUCTION RESEARCH | VARIOUS | 26,786 | 5,250 |
| Occupational Safety and Health Program | 93.262 (VARIOUS) | | | 230,111 | 103,476 |
| Occupational Safety and Health Program | 93.262 (G-81107-01) | Colorado State University | G-81107-01 | 30,079 | 16,122 |
| Opioioid STR | 93.788 (1H79T1081890-01) | | | 1,157,843 | 478,077 |
| Oral Diseases and Disorders Research | 93.121 (VARIOUS) | | | 2,830 | - |
| Oral Diseases and Disorders Research | 93.121 (ASUB00000129) | ARIZONA STATE UNIVERSITY | ASUB00000129 | 404,396 | - |
| Organized Approaches To Increase Colorectal Cancer Screening | 93.800 (VARIOUS) | | | 187,970 | - |
| Poison Center Support and Enhancement Grant Program | 93.253 (VARIOUS) | | | 800,057 | 146,535 |
| PPHF Geriatric Education Centers | 93.969 (5U1IQHP28741-06) | | | 46,942 | - |
| PPHF Geriatric Education Centers | 93.969 (UNDD0026546-S1) | UNIVERSITY OF NORTH DAKOTA | UNDD0026546-S1 | 1,005,144 | 28,038 |
| Prevention of Disease, Disability, and Death by Infectious Diseases | 93.084 (5U01CK000585-02) | | | 484,814 | 31,073 |
| Prevention of Disease, Disability, and Death by Infectious Diseases | 93.084 (VARIOUS) | | | (2,059) | - |
| Prevention of Disease, Disability, and Death by Infectious Diseases | 93.084 (2004040591) | .JOHNS HOPKINS HOSPITAL | 2004040591 | 8,191 | - |
| Prevention of Disease, Disability, and Death by Infectious Diseases | 93.084 (A18-0612-5015) | UNIVERSITY OF CALIFORNIA DAVIS | A18-0612-5015 | 123,757 | 98,713 |
| Prevention of Disease, Disability, and Death by Infectious Diseases | 93.084 (6U01CK000555-02-01) | | | 120,100 | - |
| Prevention of Disease, Disability, and Death by Infectious Diseases | 93.084 (6U01CK000585-01-01) | | | 106,547 | 33,988 |
| Prevention of Disease, Disability, and Death by Infectious Diseases | 93.084 (6U54CK000602-01-01) | | | (1,145) | - |
| Public Health Emergency Response: Cooperative Agreement for Emergency Response: Public Health Crisis Response | 93.354 (3179) | MD ANDERSON CANCER CENTER | 3179 | 509,752 | - |
| Rare Disorders: Research, Surveillance, Health Promotion, and Education | 93.315 (VARIOUS) | | | 2,851,548 | 1,036,287 |
| Research and Training in Complementary and Alternative Medicine | 93.213 (VARIOUS) | | | 9,331 | - |
| Research and Training in Complementary and Alternative Medicine | 93.213 (2004336294) | JOHNS HOPKINS UNIVERSITY | 2004336294 | 28,318 | - |
| Research and Training in Complementary and Alternative Medicine | 93.213 (0255-C501-4609) | ICAHN SCHOOL OF MEDICINE AT MOUNT SINAI | 0255-C501-4609 | (160) | - |
| Research and Training in Complementary and Alternative Medicine | 93.213 (11-19630-99-01-G2) | MOFFITT CANCER CENTER | 11-19630-99-01-G2 | 43,621 | - |
| Research and Training in Complementary and Alternative Medicine | 93.213 (1279 (0752)) | RUTGERS UNIVERSITY | 1279 (0752) | 32,673 | - |
| Research and Training in Complementary and Alternative Medicine | 93.213 (17-A0-00-008501 PO#) | NYU LANGONE MEDICAL CENTER | 17-A0-00-008501 PO# | 698,868 | 78,628 |
| Research and Training in Complementary and Alternative Medicine | M210422489) | | M210422489 | 34,007 | - |
| Research Infrastructure Programs | 93.351 (VARIOUS) | | | 49,520 | - |
| Research Infrastructure Programs | 93.351 (10058507) | ADVANCED CONCEPTIONS INC | 10058507 | 3,214,239 | 665,362 |
| Research Infrastructure Programs | 93.351 (SBIR-II-UU-SUB-02) | 3HELIX INC | SBIR-II-UU-SUB-02 | 95,618 | - |
| Research on Healthcare Costs, Quality and Outcomes | 93.226 (VARIOUS) | | | 39,336 | - |
| Research on Healthcare Costs, Quality and Outcomes | 93.226 (5001451461) | MEDSTAR HEALTH | 5001451461 | 68,974 | - |
| Research on Healthcare Costs, Quality and Outcomes | 93.226 (2133-209-2012832) | CLEMSON UNIVERSITY | 2133-209-2012832 | - | - |
| Research on Healthcare Costs, Quality and Outcomes | 93.226 (GRT-00000523 / PO 20197882) | CHILDRENS HOSPITAL PHILADELPHIA | GRT-00000523 / PO 20197882 | 22,676 | - |
| Research on Healthcare Costs, Quality and Outcomes | 93.226 (SUBK00010964) | UNIVERSITY OF MICHIGAN | SUBK00010964 | 15,915 | - |
| Research on Healthcare Costs, Quality and Outcomes | PO30005782711) | WASHINGTON UNIVERSITY IN ST LOUIS | PO30005782711 | 35,002 | - |
| Research on Healthcare Costs, Quality and Outcomes | 93.226 (WU-20-225) | LOUIS | WU-20-225 | 72,945 | - |
| Research on Healthcare Costs, Quality and Outcomes | 93.226 (VARIOUS) | NORTHWESTERN UNIVERSITY | VARIOUS | 5,272,333 | 435,778 |
| Research on Research Integrity | 93.085 (10RIIR200063-01) | | | 8,537 | - |
| Research Related to Deafness and Communication Disorders | 93.173 (VARIOUS) | OREGON HEALTH & SCIENCE UNIVERSITY | 1008367_UTAH | 227,114 | - |
| Research Related to Deafness and Communication Disorders | 93.173 (1008367_UTAH) | | | 4,136 | - |
| Research Related to Deafness and Communication Disorders | 93.173 (110445A 2058 SR00005457) | UNIVERSITY OF MARYLAND | 110445A 2058 SR00005457 | - | - |
| Research Related to Deafness and Communication Disorders | 93.173 (A03-5637) | DUKE UNIVERSITY | A03-5637 | - | - |
| Research Related to Deafness and Communication Disorders | 93.173 (A20-0069-S001) | MEDICAL UNIVERSITY OF SOUTH CAROLINA | A20-0069-S001 | 164,264 | - |

*Award number provided either when ALN is incomplete or not available or in association with Research and Development awards, as required

State of Utah
 Schedule of Expenditures of Federal Awards
 For the Year Ended June 30, 2022

| Federal Agency/Program or Cluster | ALN Number (Award Number)* | Pass-Through Entity | Pass-Through Identification Number | Directly Expended | Provided to Subrecipients |
|---|--|--|---------------------------------------|-------------------|------------------------------|
| Research Related to Deafness and Communication Disorders | 93.173 (GMO 17510) | UNIV OF TEXAS SOUTHWESTERN MEDICAL CTR | GMO 17510 | 227,442 | - |
| Research Related to Deafness and Communication Disorders | 93.173 (R1172292) | RESEARCH FOUNDATION OF SUNY UNIVERSITY OF MISSISSIPPI | R1172292 | 14,402 | - |
| Research Related to Deafness and Communication Disorders | 93.173 (SP14020-5B1) | MEDICAL CENTER | SP14020-5B1 | 98,220 | - |
| Research Related to Deafness and Communication Disorders | 93.173 (VARIOUS) | BLACKROCK MICROSYSTEMS | VARIOUS | 180,677 | - |
| Research Related to Deafness and Communication Disorders | 93.173 (VARIOUS) | BRIGHAM YOUNG UNIVERSITY | VARIOUS | 480,240 | - |
| Research Related to Deafness and Communication Disorders | 93.173 (VARIOUS) | MASSACHUSETTS EYE AND EAR INFIRMARY | VARIOUS | 108,694 | - |
| Rural Health Care Services Outreach Grant Program | 93.912 (1GA1RH42941-01) | | | 122,885 | - |
| Special Programs for the Aging, Title IV, and Title II, Discretionary Projects | 93.048 (VARIOUS) | | | 383,738 | - |
| Strengthening Public Health Systems and Services through National Partnerships to Improve and Protect the Nation's Health | 93.421 (PO) | CDC FOUNDATION | PO | 11,632 | - |
| Strengthening Public Health Systems and Services through National Partnerships to Improve and Protect the Nation's Health | 93.421 (VARIOUS) | NATL ASSOCIATION OF CHRONIC DISEASE | VARIOUS | 46,157 | - |
| Strengthening Public Health Systems and Services through National Partnerships to Improve and Protect the Nation's Health | 93.421 (18-21-8815) | Association of University Centers on Disabilities | 18-21-8815 | 6,800 | - |
| Substance Abuse and Mental Health Services, Projects of Regional and National Significance | 93.243 (VARIOUS) | | | 880,403 | 11,148 |
| Substance Abuse and Mental Health Services, Projects of Regional and National Significance | 93.243 (12-124-001) | UNIVERSITY OF COLORADO COLORADO SPRINGS | 12-124-001 | 31,265 | - |
| Substance Abuse and Mental Health Services, Projects of Regional and National Significance | 93.243 (1H795M085130-01) | INTERNATIONAL RESCUE COMMITTEE | 1H795M085130-01 | 5,287 | - |
| Substance Abuse and Mental Health Services, Projects of Regional and National Significance | 93.243 (NONE) | THE ROAD HOME | NONE | 57,965 | - |
| Substance Abuse and Mental Health Services, Projects of Regional and National Significance | 93.243 (330 SAMHSA PROJECT; 200668) | The Family Place | 330 SAMHSA PROJECT; 200668 | 18,609 | - |
| Telehealth Programs | 93.211 (VARIOUS) | | | 426,765 | - |
| Training in General, Pediatric, and Public Health Dentistry | 93.059 (5193HP30398-05) | | | 198,784 | - |
| Translation and Implementation Science Research for Heart, Lung, Blood Diseases, and Sleep Disorders | 93.840 (1R01HL157439-01) | | | 290,349 | 31,509 |
| Translation and Implementation Science Research for Heart, Lung, Blood Diseases, and Sleep Disorders | 93.840 (60057446 UU) | NORTHWESTERN UNIVERSITY | 60057446 UU | 80,632 | - |
| Trans-NIH Research Support | 93.310 (VARIOUS) | | | 8,525,500 | 740,902 |
| Trans-NIH Research Support | 93.310 (VARIOUS) | DUKE UNIVERSITY | VARIOUS | 31,645 | - |
| Trans-NIH Research Support | 93.310 (VARIOUS) | NEW ENGLAND RESEARCH INSTITUTES | VARIOUS | 29,179 | - |
| Trans-NIH Research Support | 93.310 (1R03TR003667-01) | | | 65,375 | - |
| Vision Research | 93.867 (VARIOUS) | JAEBC CENTER FOR HEALTH | | 8,576,390 | 260,966 |
| Vision Research | 93.867 (1288910) | RESEARCH | 1288910 | 8,850 | - |
| Vision Research | 93.867 (10059382) | IVEENA LLC | 10059382 | 14,981 | - |
| Vision Research | 93.867 (100595816) | UNIVERSITY OF SOUTHERN CALIFORNIA | 100595816 | (23) | - |
| Vision Research | 93.867 (102151281) | BAYLOR COLLEGE OF MEDICINE | 102151281 | (626) | - |
| Vision Research | 93.867 (113235C) | UNIVERSITY OF CALIFORNIA SAN FRANCISCO | 113235C | 17,395 | - |
| Vision Research | 93.867 (19-868-UU) | WEST VIRGINIA UNIVERSITY | 19-868-UU | 15,324 | - |
| Vision Research | 93.867 (1R43EY031603- SUBAWARD) | GREFFEX INC | 1R43EY031603-SUBAWARD | 112,129 | - |
| Vision Research | 93.867 (1U10EY026869-1) | NYU LANGONE MEDICAL CENTER | 1U10EY026869-1 | 1,760 | - |

*Award number provided either when ALN is incomplete or in association with Research and Development awards, as required

State of Utah
Schedule of Expenditures of Federal Awards
For the Year Ended June 30, 2022

| Federal Agency/Program or Cluster | ALN Number (Award Number)* | Pass-Through Entity | Pass-Through Identification Number | Directly Expended | Provided to Subrecipients |
|--|---|--|---------------------------------------|--------------------|------------------------------|
| Vision Research | 93.867 (20-0560) | BRIGHAM YOUNG UNIVERSITY | 20-0560 | 134,073 | - |
| Vision Research | 93.867 (500664-78050) | NORTHEASTERN UNIVERSITY | 500664-78050 | (822) | - |
| Vision Research | 93.867 (A031507 (A030429)) | DUKE UNIVERSITY | A031507 (A030429) | (200) | - |
| Vision Research | 93.867 (R01EY025718) | MEDICAL COLLEGE OF WISCONSIN | R01EY025718 | (45) | - |
| Vision Research | 93.867 (R1553) | DARTMOUTH COLLEGE | R1553 | 60,093 | - |
| Vision Research | 93.867 (SUB00000139 (UR FAO GR531951)) | UNIVERSITY OF ROCHESTER | SUB00000139 (UR FAO GR531951) | 11,679 | - |
| Vision Research | 93.867 (VARIOUS) | JOHNS HOPKINS UNIVERSITY | VARIOUS | 17,955 | - |
| Vision Research | 93.867 (VARIOUS) | UNIVERSITY | VARIOUS | 58,109 | - |
| Vision Research | 93.867 (1R15EY028732-01A1) | OREGON HEALTH & SCIENCE | VARIOUS | 69,300 | - |
| Total Department of Health and Human Services | | | | 306,394,969 | 30,225,853 |
| Department of Homeland Security | | | | | |
| Assistance to Firefighters Grant | 97.044 (VARIOUS) | DREXEL UNIVERSITY | VARIOUS | 9,186 | - |
| Department of Homeland Security | 97 (Various) | | | 695,227 | - |
| Homeland Security Research, Development, Testing, Evaluation, and Demonstration of Technologies Related to Nuclear Threat Detection | 97.077 (VARIOUS) | | | 231,699 | - |
| Total Department of Homeland Security | | | | 936,112 | - |
| U. S. Agency for International Development | | | | | |
| USAID Foreign Assistance for Programs Overseas | 98.001 (VARIOUS) | NATIONAL ACADEMY OF SCIENCES | VARIOUS | 33,973 | - |
| USAID Foreign Assistance for Programs Overseas | 98.001 (USAID 72026319CA00001) | The American University in Cairo | USAID 72026319CA00001 | 195,646 | - |
| USAID Foreign Assistance for Programs Overseas | 98.001 (UNR-17-41) | University of Nevada at Reno | UNR-17-41 | 20,340 | - |
| Total U. S. Agency for International Development | | | | 249,959 | - |
| Miscellaneous | | | | | |
| Miscellaneous | 99 (Various) | Ball Aerospace and Technology | Various | 41,529,679 | 4,660,415 |
| Miscellaneous | 99 (Various) | Base2 LLC | Various | 211,518 | - |
| Miscellaneous | 99 (22-SC-0024) | General Dynamics | 22-SC-0024 | 474,794 | - |
| Miscellaneous | 99 (Various) | L3Harris Technologies, Inc. | Various | 3,177 | - |
| Miscellaneous | 99 (Various) | Lockheed Martin Space Systems | Various | 1,230,276 | - |
| Miscellaneous | 99 (20-SC-0125 / B18- 2017353G010-008) | Misc Private Sources National Microchip | 20-SC-0125 / B18-2017353G010- 008 | 117,303 | - |
| Miscellaneous | 99 (6464) | Raytheon Company | 6464 | 95,656 | - |
| Miscellaneous | 99 (Various) | Sandia Laboratories | Various | 1,618,217 | - |
| Miscellaneous | 99 (Various) | | Various | 54,414 | - |
| Miscellaneous | 99 (SCRA02801 / SBIR N193-A01) | SRC Incorporated | SCRA02801 / SBIR N193-A01 | 109,090 | - |
| US Consumer Product Safety | 99 (VARIOUS) | | | 8,161 | - |
| Total Miscellaneous | | | | 59,240,412 | 4,775,238 |
| Total Research and Development Programs | | | | 703,984,574 | 89,106,251 |
| Department of Agriculture | | | | | |
| Child Nutrition Cluster | | | | | |
| School Breakfast Program | 10.553 | | | 44,686,735 | 44,680,187 |

*Award number provided either when ALN is incomplete or not available or in association with Research and Development awards, as required

State of Utah
 Schedule of Expenditures of Federal Awards
 For the Year Ended June 30, 2022

| Federal Agency/Program or Cluster | ALN Number (Award Number)* | Pass-Through Entity | Pass-Through Identification Number | Directly Expended | Provided to Subrecipients |
|--|-------------------------------|-----------------------------------|---------------------------------------|-------------------|------------------------------|
| (COVID-19) National School Lunch Program | 10.555 | | | 12,013,182 | 12,013,182 |
| National School Lunch Program | 10.555 | | | 311,716,731 | 311,250,625 |
| Special Milk Program for Children | 10.556 | | | 20,841 | 20,841 |
| Summer Food Service Program for Children | 10.559 | | | 1,340,566 | 1,281,269 |
| Fresh Fruit and Vegetable Program | 10.582 | | | 3,293,243 | 3,293,243 |
| Total Child Nutrition Cluster | | | | 373,071,298 | 372,539,347 |
| Food Distribution Cluster | | | | | |
| Commodity Supplemental Food Program | 10.565 | | | 260,687 | - |
| (COVID-19) Emergency Food Assistance Program (Administrative Costs) | 10.568 | | | 562,080 | 562,080 |
| Emergency Food Assistance Program (Administrative Costs) | 10.568 | | | 944,843 | 844,843 |
| Emergency Food Assistance Program (Food Commodities) | 10.569 | | | 12,377,280 | 12,377,280 |
| Total Food Distribution Cluster | | | | 14,144,890 | 13,784,203 |
| SNAP Cluster | | | | | |
| (COVID-19) Supplemental Nutrition Assistance Program | 10.551 | | | 267,467,832 | - |
| Supplemental Nutrition Assistance Program | 10.551 | | | 289,102,434 | - |
| (COVID-19) State Administrative Matching Grants for the Supplemental Nutrition Assistance Program | 10.561 | | | 1,305,112 | - |
| State Administrative Matching Grants for the Supplemental Nutrition Assistance Program | 10.561 | | | 22,416,406 | - |
| Total SNAP Cluster | | | | 580,291,784 | - |
| Department of Agriculture | | | | | |
| Department of Agriculture | 10 (19-CS-11242305-075) | | | 259,989 | - |
| Department of Agriculture | 10 (None Provided) | | | 2,943 | - |
| Department of Agriculture | 10 (Various) | | | 34,003 | 3,113 |
| Agricultural Research_Basic and Applied Research | 10.001 | | | 2,986 | - |
| Plant and Animal Disease, Pest Control, and Animal Care | 10.025 | | | 627,291 | - |
| Conservation Reserve Program | 10.069 | | | 8,372 | - |
| Outreach Education and Technical Assistance | 10.147 | | | 68,135 | - |
| Inspection Grading and Standardization | 10.162 | | | 36,079 | - |
| Market Protection and Promotion | 10.163 | | | 70,931 | - |
| Farmers' Market and Local Food Promotion Program | 10.168 | | | 169,475 | 1,735 |
| (COVID-19) Specialty Crop Block Grant Program - Farm Bill | 10.170 | | | 2,470 | - |
| Specialty Crop Block Grant Program - Farm Bill | 10.170 | | | 313,838 | 305,965 |
| Sustainable Agriculture Research and Education | 10.215 | Montana State University | Various | 193,334 | 40,042 |
| Extension Collaborative on Immunization Teaching & Engagement | 10.229 | eExtension Foundation | EXCL-2021-2093 | 16,692 | - |
| Regents of the University of California at Riverside | | | | | |
| Homeland Security_Agricultural | 10.304 | California at Riverside | 201603796-06 | 3,475 | - |
| Homeland Security_Agricultural | 10.304 | University of California at Davis | A22-1782-5009 | 21,304 | - |
| Agriculture and Food Research Initiative (AFRI) | 10.310 | | | 318,585 | - |
| Agriculture and Food Research Initiative (AFRI) | 10.310 | Oregon State University | C0579A-C | 15,472 | - |
| Agriculture and Food Research Initiative (AFRI) | 10.310 | National 4-H Council | None Provided | 15,000 | - |
| Beginning Farmer and Rancher Development Program | 10.311 | | | 164,605 | 88,232 |
| Women and Minorities in Science, Technology, Engineering, and Mathematics Fields | | | | | |
| National Food Safety Training, Education, Extension, Outreach, and Technical Assistance Competitive Grants Program | 10.318 | | | 41,036 | - |
| Crop Protection and Pest Management Competitive Grants Program | 10.328 | Oregon State University | C0595B-F | 1,257 | - |
| Food Insecurity Nutrition Incentive Grants Program | 10.329 | | | 124,735 | - |
| Agricultural Genome to Phenome Initiative | 10.331 | Iowa State University | None Provided | 167,608 | - |
| | 10.332 | | | 14,000 | - |

*Award number provided either when ALN is incomplete or not available or in association with Research and Development awards, as required

State of Utah
Schedule of Expenditures of Federal Awards
For the Year Ended June 30, 2022

| Federal Agency/Program or Cluster | ALN Number (Award Number)* | Pass-Through Entity | Pass-Through Identification Number | Directly Expended | Provided to Subrecipients |
|---|-------------------------------|--|---------------------------------------|----------------------|------------------------------|
| Veterinary Services Grant Program | 10.336 | University of Kentucky Research Foundation | 3200003633-21-104 | 6,863 | - |
| Rural Business Development Grant | 10.351 | | | 66,943 | - |
| Rural Housing Preservation Grants (Beginning Balance) | 10.433 | | | 1,790,332 | - |
| Rural Housing Preservation Grants (Loans Made) | 10.433 | | | - | - |
| State Mediation Grants | 10.435 | | | 5,103 | - |
| The Rural Development (RD) Multi-Family Housing Revitalization Demonstration Program (MIPR) (Beginning Balance) | 10.447 | | | 3,793,992 | - |
| The Rural Development (RD) Multi-Family Housing Revitalization Demonstration Program (MIPR) (Loans Made) | 10.447 | | | 183,500 | - |
| Cooperative Agreements with States for Intra-state Meat and Poultry Inspection | 10.475 | | | 1,438,317 | - |
| Cooperative Extension Service | 10.500 | | | 2,805,460 | 15,623 |
| Cooperative Extension Service | 10.500 | University of Nebraska | 35-5420-2004-004 | 2,804 | - |
| Cooperative Extension Service | 10.500 | Washington State University | 134194.G004220 | 20,506 | - |
| Cooperative Extension Service | 10.500 | Kansas State University | Various | 43,760 | - |
| Cooperative Extension Service | 10.500 | eXtension Foundation | NTAE-2021-2143 | 7,559 | - |
| Federal Direct Student Loans | 10.500 | Washington State University | 134194.G004006 | 32,710 | - |
| Rural Health and Safety Education Competitive Grants Program | 10.516 | | | 110,229 | - |
| Food and Agriculture Service Learning Program | 10.522 | | | 22,481 | - |
| Farm and Ranch Stress Assistance Network Competitive Grants Program | 10.525 | | | 27,655 | 26,824 |
| Farm and Ranch Stress Assistance Network Competitive Grants Program | 10.525 | Washington State University | 139244.G004275 | 101,523 | - |
| Child Nutrition-Technology Innovation Grant | 10.541 | | | 320,531 | 320,531 |
| Special Supplemental Nutrition Program for Women, Infants, and Children (COVID-19) Child and Adult Care Food Program | 10.557 | | | 36,594,599 | 34,637,995 |
| Child and Adult Care Food Program | 10.558 | | | 1,376,095 | 1,376,095 |
| State Administrative Expenses for Child Nutrition | 10.558 | | | 2,463,820 | 2,258,957 |
| WIC Grants to States (WGS) | 10.560 | | | 2,740,836 | - |
| Child Nutrition Discretionary Grants Limited Availability (COVID-19) Pandemic EBT Administrative Costs | 10.578 | | | 2,255,767 | 282,084 |
| (COVID-19) PEBT Grants to States | 10.649 | | | 353,883 | 353,883 |
| Cooperative Forestry Assistance | 10.649 | | | 3,071 | 3,071 |
| Forest Products Lab: Technology Marketing Unit (TMU) | 10.664 | | | 1,119,616 | - |
| Urban and Community Forestry Program | 10.675 | | | 3,505,787 | 378,177 |
| Forest Legacy Program | 10.676 | | | 103,818 | - |
| Forest Health Protection | 10.680 | | | 269,705 | - |
| Good Neighbor Authority | 10.691 | | | 75,904 | - |
| Partnership Agreements | 10.699 | | | 11,750 | - |
| Partnership Agreements | 10.699 | HistoriCorps | None Provided | 2,311,418 | - |
| Partnership Agreements | 10.699 | The Corps Network | VARIOUS | 477,340 | - |
| Cooperative Fire Protection Agreement | 10.703 | | | 11,625 | - |
| Rural Economic Development Loans and Grants | 10.854 | | | 166,736 | - |
| Distance Learning and Telemedicine Loans and Grants | 10.855 | | | 50,750 | - |
| Soil and Water Conservation | 10.902 | | | 19,263 | - |
| Environmental Quality Incentives Program | 10.912 | | | (4,752) | - |
| Environmental Quality Incentives Program | 10.912 | Juniper Environmental, LLC | 4004 | 398,499 | - |
| Regional Conservation Partnership Program | 10.932 | | | 144,933 | - |
| | | | | 493 | - |
| | | | | 52,855 | - |
| Total Department of Agriculture | | | | 1,035,485,666 | 426,415,877 |
| Department of Commerce | | | | | |
| Economic Development Cluster Investments for Public Works and Economic Development Facilities (COVID-19) Economic Adjustment Assistance | 11.300 | | | 171,404 | - |
| | 11.307 | Utah Tech | ED20DEN3070039 | 169,825 | - |

*Award number provided either when ALN is incomplete or in association with Research and Development awards, as required

State of Utah
Schedule of Expenditures of Federal Awards
For the Year Ended June 30, 2022

| Federal Agency/Program or Cluster | ALN Number (Award Number)* | Pass-Through Entity | Pass-Through Identification Number | Directly Expended | Provided to Subrecipients |
|--|-------------------------------|--|---------------------------------------|-------------------|------------------------------|
| (COVID-19) Economic Adjustment Assistance | 11.307 | | | 404,436 | 50,000 |
| Economic Adjustment Assistance | 11.307 | | | 1,242,391 | 98,633 |
| Total Economic Development Cluster | | | | 1,988,056 | 148,633 |
| Department of Commerce | 11 (VARIOUS) | | | 238,389 | - |
| Department of Commerce | 11 (S2017-0132;) | Synoptic Data Corp. | S2017-0132; | 316,818 | - |
| BUILD TO SCALE | 11.024 | | | 269,362 | - |
| Economic Development_Technical Assistance | 11.303 | | | 109,044 | - |
| Climate and Atmospheric Research | 11.431 | University Corporation for Atmospheric Research (UCAR) | | (561) | - |
| Climate and Atmospheric Research | 11.431 | Atmospheric Research (UCAR) | SUBAWD002238 | 25,956 | - |
| Manufacturing Extension Partnership | 11.611 | | | 1,827,309 | 1,149,173 |
| Total Department of Commerce | | | | 4,774,373 | 1,297,806 |
| Department of Defense | | | | | |
| Department of Defense | 12 (VARIOUS) | | | 95,769 | - |
| Department of Defense | 12 (10057563) | NEVADA NANOTECH SYSTEMS INC UNIVERSITY OF CALIFORNIA SAN FRANCISCO | 10057563 | 137,149 | - |
| Department of Defense | 12 (CS-2018-0009) | FRANCISCO | CS-2018-0009 | 128,796 | - |
| Department of Defense | 12 (D16PC00183-UTAH) | RNET TECHNOLOGIES INC | D16PC00183-UTAH | 80,241 | - |
| Department of Defense | 12 (NONE) | ONCOLEXIS THERAPEUTICS INC WESTERN INSTITUTE FOR BIOMEDICAL RESH | NONE | 53,740 | - |
| Department of Defense | 12 (NONE) | BIOMEDICAL RESH | NONE | 11,650 | - |
| Department of Defense | 12 (MON001-S-016-07) | DZYNE Technologies | MON001-S-016-07 | 17,093 | - |
| Department of Defense | 12 (Agreement) | AnalySwift, LLC | Agreement | 19,721 | - |
| Department of Defense | 12 (VARIOUS) | Edaptive Computing Inc. | VARIOUS | 23,539 | - |
| Department of Defense | 12 (Agreement) | ElectraFly, LLC | Agreement | 10,990 | - |
| Department of Defense | 12 (HDOMWR-22-D-0001) | | | 51,398 | - |
| Procurement Technical Assistance For Business Firms | 12.002 | | | 653,974 | - |
| Community Economic Adjustment Assistance for Responding to Threats to the Resilience of a Military Installation | 12.003 | Utah Advanced Materials and Manufacturing Initiative | 006UDMC 1.5-WEBER STATE UNIVERSITY | 40,000 | - |
| State Memorandum of Agreement Program for the Reimbursement of Technical Services | 12.113 | | | 328,706 | - |
| Basic and Applied Scientific Research | 12.300 | NATIONAL MARROW DONOR PROGRAM | VARIOUS | 17,619 | - |
| ROTC Language and Culture Training Grants | 12.357 | INSTITUTE OF INTERNATIONAL EDUCATION | VARIOUS | 369,204 | - |
| Military Construction, National Guard | 12.400 | | | 3,303,011 | - |
| National Guard Military Operations and Maintenance (O&M) Projects | 12.401 | | | 37,027,948 | - |
| Military Medical Research and Development | 12.420 | UNIVERSITY OF MICHIGAN | 578015 | 72 | - |
| Special Assistance | 12.600 | Utah Advanced Materials and Manufacturing Initiative | | 1,362,921 | - |
| Special Assistance | 12.600 | | 010 UDMC Task 3.2-C2CF | 58,637 | - |
| Community Economic Adjustment Assistance for Compatible Use and Joint Land Use Studies | 12.610 | | | - | - |
| Economic Adjustment Assistance for State Governments | 12.617 | | | 211,254 | 80,955 |
| Basic, Applied, and Advanced Research in Science and Engineering Legacy Resource Management Program | 12.630 | Environmental Council of States | ITRC-16-UT | 1,893 | - |
| | 12.632 | | | 35,650 | - |
| Total Department of Defense | | | | 44,040,975 | 80,955 |

*Award number provided either when ALN is incomplete or not available or in association with Research and Development awards, as required

State of Utah
Schedule of Expenditures of Federal Awards
For the Year Ended June 30, 2022

| Federal Agency/Program or Cluster | ALN Number (Award Number)* | Pass-Through Entity | Pass-Through Identification Number | Directly Expended | Provided to Subrecipients |
|--|-------------------------------|---|---------------------------------------|--------------------|------------------------------|
| Department of Housing and Urban Development | | | | | |
| Housing Counseling Assistance Program | 14.169 | | | 32,729 | - |
| (COVID-19) Community Development Block Grants/State's Program and Non-Entitlement Grants in Hawaii | 14.228 | | | 3,833,700 | 3,754,031 |
| Community Development Block Grants/State's Program and Non-Entitlement Grants in Hawaii | 14.228 | | | 4,664,167 | 4,394,171 |
| Rental Housing Rehabilitation (Beginning Balance) | 14.230 | | | 250,933 | - |
| Rental Housing Rehabilitation (Loans Made) | 14.230 | | | - | - |
| (COVID-19) Emergency Solutions Grant Program | 14.231 | | | 6,935,877 | 6,609,528 |
| Emergency Solutions Grant Program | 14.231 | | | 1,335,886 | 1,100,456 |
| Home Investment Partnerships Program | 14.239 | | | 4,221,021 | 5,000 |
| Home Investment Partnerships Program (New Loans Made) | 14.239 | | | 4,642,222 | - |
| Home Investment Partnerships Program (Starting Balance) | 14.239 | | | 79,864,193 | - |
| Housing Opportunities for Persons with AIDS | 14.241 | | | 319,642 | 311,449 |
| Continuum of Care Program | 14.267 | | | 416,878 | - |
| Housing Trust Fund | 14.275 | | | 88,271 | - |
| Housing Trust Fund (Beginning Balance) | 14.275 | | | 9,782,766 | - |
| Housing Trust Fund (Loans Made) | 14.275 | | | 1,699,906 | - |
| Fair Housing Assistance Program, State and Local | 14.401 | | | 120,000 | - |
| Total Department of Housing and Urban Development | | | | 118,208,191 | 16,174,635 |
| Department of the Interior | | | | | |
| Fish and Wildlife Cluster | | | | | |
| Sport Fish Restoration | 15.605 | | | 6,856,599 | - |
| Wildlife Restoration and Basic Hunter Education | 15.611 | | | 19,616,310 | - |
| Wildlife Restoration and Basic Hunter Education | 15.611 | State of Alaska Department of Fish and Game | 19-146 | 52,790 | - |
| Wildlife Restoration and Basic Hunter Education | 15.611 | Department of Wildlife | Various | 61,346 | - |
| Wildlife Restoration and Basic Hunter Education | 15.611 | State of Idaho Department of Fish and Game | None Provided | 7,809 | - |
| Wildlife Restoration and Basic Hunter Education | 15.611 | State of Montana Fish, Wildlife and Parks | 21-0126 | 13,075 | - |
| Wildlife Restoration and Basic Hunter Education | 15.611 | State of North Dakota | F16AF00613 | 13,069 | - |
| Wildlife Restoration and Basic Hunter Education | 15.611 | Wyoming Game and Fish Department | 3342 | 4,571 | - |
| Total Fish and Wildlife Cluster | | | | 26,625,569 | - |
| BIA/BIE Cross-Cutting Section | 15 (140L0618D0061) | | | 114,408 | - |
| Department of the Interior | 15 (No Award Number) | | | 105,468 | - |
| Department of the Interior | 15 (VARIOUS) | | | 9,555 | - |
| Department of the Interior | 15 (None Provided) | Grand Staircase Escalante Partners | None Provided | 437 | - |
| Department of the Interior | 15 (18FCUT-2280) | | | 27,205 | - |
| Cultural and Paleontological Resources Management | 15.224 | | | 314,789 | - |
| Recreation Resource Management | 15.225 | | | 33,965 | - |
| BLM Wildland Urban Interface Community Fire Assistance | 15.228 | | | 53,126 | - |
| Fish, Wildlife and Plant Conservation Resource Management | 15.231 | | | 156,015 | - |
| Forests and Woodlands Resource Management | 15.233 | | | 10,893,318 | - |
| Environmental Quality and Protection Resource Management | 15.236 | | | 480,622 | - |
| Rangeland Resource Management | 15.237 | | | 4,661 | - |
| BLM Youth Conservation | 15.243 | | | 650,510 | - |
| Fisheries and Aquatic Resources Management | 15.244 | | | 60,875 | - |

*Award number provided either when ALN is incomplete or not available or in association with Research and Development awards, as required

State of Utah
 Schedule of Expenditures of Federal Awards
 For the Year Ended June 30, 2022

| Federal Agency/Program or Cluster | ALN Number (Award Number)* | Pass-Through Entity | Pass-Through Identification Number | Directly Expended | Provided to Subrecipients |
|---|-------------------------------|---|---------------------------------------|-------------------|------------------------------|
| Wildlife Resource Management | 15.247 | | | 148,101 | - |
| National Landscape Conservation System | 15.248 | | | 13,296 | - |
| Regulation of Surface Coal Mining and Surface Effects of Underground Coal Mining | 15.250 | | | 1,936,803 | - |
| Abandoned Mine Land Reclamation (AMLR) | 15.252 | | | 2,919,136 | - |
| Federal Oil and Gas Royalty Management State and Tribal Coordination | 15.427 | | | 567,123 | - |
| Small Reclamation Projects | 15.503 | | | 183 | - |
| Title XVI Water Reclamation and Reuse | 15.504 | | | 632,785 | - |
| WaterSMART (Sustaining and Manage America's Resources for Tomorrow) | 15.507 | | | 68,544 | - |
| Title II, Colorado River Basin Salinity Control | 15.509 | | | 104,125 | - |
| Cultural Resources Management | 15.511 | | | 110,149 | - |
| Fish and Wildlife Coordination Act | 15.517 | | | 125,509 | - |
| Recreation Resources Management | 15.524 | | | 3,783,309 | - |
| Upper Colorado and San Juan River Basins Endangered Fish Recovery | 15.529 | | | 1,337,211 | - |
| Upper Colorado River Basin Fish and Wildlife Mitigation | 15.535 | | | 216,396 | - |
| Desert and Southern Rockies Landscape Conservation Cooperatives | 15.557 | | | 19,598 | - |
| Fish and Wildlife Management Assistance | 15.608 | | | 692,846 | - |
| Cooperative Endangered Species Conservation Fund | 15.615 | | | 180,291 | - |
| Clean Vessel Act | 15.616 | | | 203,385 | - |
| State Wildlife Grants | 15.634 | | | 775,853 | - |
| Migratory Bird Joint Ventures | 15.637 | Western Association of Fish & Wildlife Agencies | None Provided | 5,007 | - |
| National Wildlife Refuge System Enhancements | 15.654 | | | 80,709 | - |
| Migratory Bird Monitoring, Assessment and Conservation | 15.655 | | | 15,856 | - |
| Cooperative Ecosystem Studies Units | 15.678 | | | 16,879 | - |
| U.S. Geological Survey_ Research and Data Collection | 15.808 | | | 1,081,890 | - |
| National Cooperative Geologic Mapping | 15.810 | | | 451,598 | 20,000 |
| National Geological and Geophysical Data Preservation | 15.814 | | | 74,792 | - |
| Volcano Hazards Program Research and Monitoring | 15.818 | | | 418,353 | - |
| Historic Preservation Fund Grants-In-Aid | 15.904 | | | 801,318 | 127,005 |
| Outdoor Recreation_ Acquisition, Development and Planning | 15.916 | | | 791,102 | - |
| Save America's Treasures | 15.929 | | | 57,185 | - |
| Conservation Activities by Youth Service Organizations | 15.931 | | | 262,111 | 12,375 |
| Natural Resource Stewardship | 15.944 | | | 4,376 | - |
| Cooperative Research and Training Programs – Resources of the National Park System | 15.945 | | | 1,676,543 | - |
| Cooperative Research and Training Programs – Resources of the National Park System | 15.945 | Michigan State University | PO#302503 | 8,400 | - |
| National Park Service Conservation, Protection, Outreach, and Educator | 15.954 | | | 37,423 | - |
| National Ground-Water Monitoring Network | 15.980 | | | 18,465 | - |
| Total Department of the Interior | | | | 59,167,173 | 159,380 |
| Department of Justice | | | | | |
| Department of Justice | 16 (FY22 JLEOTFS4) | | | 3,613 | - |
| Department of Justice | 16 (various) | | | 4,696,803 | - |
| Department of Justice | 16 (NONE) | ASIAN ASSOCIATION OF UTAH | NONE | 8,400 | - |
| Department of Justice | 16 (None Provided) | National 4-H Council | None Provided | (1,101) | - |
| Sexual Assault Services Formula Program | 16.017 | | | 401,760 | 380,226 |
| (COVID-19) Coronavirus Emergency Supplemental Funding Program | 16.034 | | | 2,045,817 | 1,981,306 |
| Strengthening the Medical Examiner - Coroner System | 16.037 | | | 851 | - |
| Services for Trafficking Victims | 16.320 | | | 273,786 | - |
| Grants to Reduce Domestic Violence, Dating Violence, Sexual Assault, and Stalking on Campus | 16.525 | | | 139,404 | 34,462 |

*Award number provided either when ALN is incomplete or not available or in association with Research and Development awards, as required

State of Utah
Schedule of Expenditures of Federal Awards
For the Year Ended June 30, 2022

| Federal Agency/Program or Cluster | ALN Number (Award Number)* | Pass-Through Entity | Pass-Through Identification Number | Directly Expended | Provided to Subrecipients |
|---|-------------------------------|---|---------------------------------------|-------------------|------------------------------|
| Education, Training, and Enhanced Services to End Violence Against and Abuse of Women with Disabilities | 16.529 | | | 29,427 | - |
| Juvenile Justice and Delinquency Prevention Allocation to States | 16.540 | | | 419,754 | 205,816 |
| Missing Children's Assistance | 16.543 | | | 441,943 | - |
| State Justice Statistics Program for Statistical Analysis Centers | 16.550 | | | 50,068 | - |
| National Criminal History Improvement Program (NCHIP) | 16.554 | | | 590,049 | 590,049 |
| National Institute of Justice Research, Evaluation, and Development Project Grants | 16.560 | | | 74,715 | 74,715 |
| Crime Victim Assistance | 16.575 | | | 21,680,549 | 20,748,266 |
| Crime Victim Compensation | 16.576 | | | 1,875,765 | - |
| Crime Victim Assistance/Discretionary Grants | 16.582 | | | 704,675 | 125,317 |
| Crime Victim Assistance/Discretionary Grants | 16.582 | International Association of Chiefs of Police | 2019V3GXK007 | 12,810 | - |
| Drug Court Discretionary Grant Program | 16.585 | | | 269,877 | 199,084 |
| Violence Against Women Formula Grants | 16.588 | | | 1,809,399 | 168,606 |
| Rural Domestic Violence, Dating Violence, Sexual Assault, and Stalking Assistance Program | 16.589 | Utah Domestic Violence Coalition | 15J0VW-21-GG-0082-RURA | 33,232 | - |
| Residential Substance Abuse Treatment for State Prisoners | 16.593 | | | 152,316 | 145,341 |
| Corrections Training and Staff Development | 16.601 | | | 91,515 | - |
| Juvenile Mentoring Program | 16.726 | | | 306,209 | - |
| Juvenile Mentoring Program | 16.726 | National 4-H Council | Various | 72,556 | - |
| Edward Byrne Memorial Justice Assistance Grant Program | 16.738 | | | 1,020,605 | 904,533 |
| DNA Backlog Reduction Program | 16.741 | | | 839,864 | - |
| Paul Coverdell Forensic Sciences Improvement Grant Program | 16.742 | | | 252,615 | 86,870 |
| Edward Byrne Memorial Competitive Grant Program | 16.751 | | | 57,273 | 57,273 |
| Harold Rogers Prescription Drug Monitoring Program | 16.754 | | | 704,301 | 62,810 |
| Improving the Investigation and Prosecution of Child Abuse and the Regional and Local Children's Advocacy Centers | 16.758 | National Children's Alliance | VARIOUS | 186,238 | 77,000 |
| Improving the Investigation and Prosecution of Child Abuse and the Regional and Local Children's Advocacy Centers | 16.758 | | | 22,666 | - |
| Second Chance Act Reentry Initiative | 16.812 | | | 269,648 | - |
| Second Chance Act Community-based Reentry Program | 16.812 | MULTNOMAH COUNTY DEPT OF COMM JUSTICE | DCJ-HGA-E-12968-2021 | 73,229 | - |
| NICS Act Record Improvement Program | 16.813 | | | 40,884 | 40,884 |
| John R. Justice Prosecutor's and Defenders Incentive Act | 16.816 | | | 37,146 | - |
| National Sexual Assault Kit Initiative | 16.833 | | | 358,145 | - |
| Opioid Affected Youth Initiative | 16.842 | | | 175,003 | - |
| Equitable Sharing Program | 16.922 | | | 135,897 | - |
| Total Department of Justice | | | | 40,357,706 | 25,882,558 |
| Department of Labor | | | | | |
| Employment Service Cluster | | | | | |
| Employment Service/Wagner-Peyser Funded Activities | 17.207 | | | 7,035,679 | - |
| Employment Service/Wagner-Peyser Funded Activities | 17.207 | The Colorado Department of Labor and Employment | VARIOUS | 468,799 | - |
| Employment Service/Wagner-Peyser Funded Activities | 17.207 | Minnesota Department of Employment and Economic Development | VARIOUS | 259,394 | - |
| Disabled Veterans Outreach Program (DyOP) | 17.801 | | | 814,963 | - |
| Total Employment Service Cluster | | | | 8,578,835 | - |
| WIOA Cluster | | | | | |

*Award number provided either when ALN is incomplete or not available or in association with Research and Development awards, as required

State of Utah
Schedule of Expenditures of Federal Awards
For the Year Ended June 30, 2022

| Federal Agency/Program or Cluster | ALN Number (Award Number)* | Pass-Through Entity | Pass-Through Identification Number | Directly Expended | Provided to Subrecipients |
|--|-------------------------------|---------------------|---------------------------------------|--------------------|------------------------------|
| WIOA Adult Program | 17.258 | - | - | 4,224,180 | - |
| WIOA Youth Activities | 17.259 | - | - | 3,000,744 | - |
| WIOA Dislocated Worker Formula Grants | 17.278 | - | - | 3,221,801 | - |
| Total WIOA Cluster | | | | 10,446,725 | - |
| Department of Labor | 17 (VARIOUS) | | | 259,889 | - |
| Labor Force Statistics | 17.002 | - | - | 1,092,592 | - |
| Compensation and Working Conditions | 17.005 | - | - | 98,900 | - |
| (COVID-19) Unemployment Insurance | 17.225 | - | - | 10,588,135 | - |
| State Funded Unemployment Insurance | 17.225 | - | - | 141,677,832 | - |
| Unemployment Insurance | 17.225 | - | - | 29,881,765 | 33,972 |
| Senior Community Service Employment Program | 17.235 | - | - | 407,853 | 407,853 |
| Trade Adjustment Assistance | 17.245 | - | - | 491,364 | - |
| H-1B Job Training Grants | 17.268 | - | - | 807,030 | - |
| H-1B Job Training Grants | 17.268 | - | WTIA Workforce Institute | 320,485 | 122,668 |
| Work Opportunity Tax Credit Program (WOTC) | 17.271 | - | - | 204,654 | - |
| Temporary Labor Certification for Foreign Workers | 17.273 | - | - | 401,893 | - |
| Youthbuild | 17.274 | - | - | 509,223 | - |
| Apprenticeship USA Grants | 17.285 | - | - | 311,440 | - |
| Occupational Safety and Health State Program | 17.503 | - | - | 1,714,700 | - |
| Consultation Agreements | 17.504 | - | - | 704,400 | - |
| Mine Health and Safety Grants | 17.600 | - | - | 218,831 | - |
| Local Veterans' Employment Representative Program | 17.804 | - | - | 165,677 | - |
| Total Department of Labor | | | | 208,882,223 | 564,493 |
| Department of State | | | | | |
| Academic Exchange Programs - Undergraduate Programs | 19.009 | - | WORLD LEARNING | 5,310 | - |
| Energy Governance and Reform Programs | 19.027 | - | CBPSA20-UU01 | 251,182 | 81,814 |
| Professional and Cultural Exchange Programs - Citizen Exchanges | 19.415 | - | - | 20,000 | - |
| Total Department of State | | | | 276,492 | 81,814 |
| Department of Transportation | | | | | |
| Federal Transit Cluster | | | | | |
| Bus and Bus Facilities Formula Program | 20.526 | - | - | 229,286 | 229,286 |
| Total Federal Transit Cluster | | | | 229,286 | 229,286 |
| FMCSA Cluster | | | | | |
| Motor Carrier Safety Assistance | 20.218 | - | - | 3,155,895 | - |
| Motor Carrier Safety Assistance High Priority Activities Grants and Cooperative Agreements | 20.237 | - | - | 487,162 | - |
| Total FMCSA Cluster | | | | 3,643,057 | - |
| Highway Planning and Construction Cluster | | | | | |
| (COVID-19) Highway Planning and Construction | 20.205 | - | - | 5,643,464 | - |
| Highway Planning and Construction | 20.205 | - | IOWA DEPARTMENT OF TRANSPORTATION | 346,269,449 | 6,099,161 |
| Highway Planning and Construction | 20.205 | - | TPF-5 (435) | 90,430 | - |
| Recreational Trails Program | 20.219 | - | - | 1,218,065 | - |
| Total | | | | 353,221,408 | 6,099,161 |
| Highway Safety Cluster | | | | | |
| State and Community Highway Safety | 20.600 | - | - | 2,633,466 | 546,192 |

*Award number provided either when ALN is incomplete or not available or in association with Research and Development awards, as required

State of Utah
 Schedule of Expenditures of Federal Awards
 For the Year Ended June 30, 2022

| Federal Agency/Program or Cluster | ALN Number (Award Number)* | Pass-Through Entity | Pass-Through Identification Number | Directly Expended | Provided to Subrecipients |
|---|-------------------------------|---------------------------|---------------------------------------|--------------------|------------------------------|
| National Priority Safety Programs | 20.616 | | | 2,220,228 | 443,875 |
| Total Highway Safety Cluster | | | | 4,853,694 | 990,067 |
| Transit Services Programs Cluster | | | | | |
| Enhanced Mobility of Seniors and Individuals with Disabilities | 20.513 | | | 3,490,389 | 2,521,268 |
| Total Transit Services Programs Cluster | | | | 3,490,389 | 2,521,268 |
| Department of Transportation | 20 (1073-03-ADDX-UUV-500310) | ADDX | 1073-03-ADDX-UUV-500310 | 19,572 | - |
| Department of Transportation | 20 (DTNH2215C00030) | | | 4,839,445 | 94,463 |
| Department of Transportation | 20 (NITC2016-UU-29(1454)) | PORTLAND STATE UNIVERSITY | NITC2016-UU-29(1454) | 30,726 | - |
| (COVID-19) Airport Improvement Program | 20.106 | | | 3,913 | - |
| Airport Improvement Program | 20.106 | | | 243,016 | - |
| Aircraft Pilots Workforce Development Grant Program | 20.111 | | | 62,511 | - |
| Highway Research and Development Program | 20.200 | | | 587,598 | - |
| Highway Training and Education | 20.215 | | | 173,701 | - |
| Commercial Driver's License Program Improvement Grant | 20.232 | | | 13,073 | - |
| Metropolitan Transportation Planning and State and Non-Metropolitan Planning and Research | 20.505 | | | 1,280,875 | 1,232,454 |
| (COVID-19) Formula Grants for Rural Areas | 20.509 | | | 7,405,118 | 7,355,701 |
| Formula Grants for Rural Areas | 20.509 | | | 5,572,706 | 3,969,110 |
| Rail Fixed Guideway Public Transportation System State Safety Oversight Formula Grant Program | 20.528 | | | 352,982 | - |
| National Highway Traffic Safety Administration (NHTSA) Discretionary Safety Grants | 20.614 | | | 82,003 | - |
| Pipeline Safety Program State Base Grant | 20.700 | | | 336,596 | - |
| Interagency Hazardous Materials Public Sector Training and Planning Grants | 20.703 | | | 213,089 | 18,122 |
| National Infrastructure Investments | 20.933 | | | 1,109 | - |
| Total Department of Transportation | | | | 386,655,867 | 22,509,632 |
| Department of the Treasury | | | | | |
| (COVID-19) Coronavirus State and Local Fiscal Recovery Funds | 21.027 | | | 519,348,263 | 68,655,140 |
| (COVID-19) Coronavirus Relief Fund | 21.019 | | | 39,639,378 | 8,933,362 |
| (COVID-19) Coronavirus Relief Fund | 21.019 | SALT LAKE COUNTY UT | VARIOUS | (3,682) | - |
| (COVID-19) Coronavirus Relief Fund - Interest earned on advanced funds | 21.019 | | | 373,335 | - |
| (COVID-19) Coronavirus Relief Fund (FEMA Cost Swap) | 21.019 | | | 99,051,377 | - |
| (COVID-19) Relief Fund - Beginning Loan Balance | 21.019 | | | 9,690,210 | - |
| (COVID-19) Emergency Rental Assistance Program | 21.023 | | | 103,620,176 | 1,579,833 |
| (COVID-19) Emergency Rental Assistance Program | 21.023 | Davis County | VARIOUS | 12,097,012 | 2,471,101 |
| (COVID-19) Emergency Rental Assistance Program | 21.023 | Salt Lake City | VARIOUS | 5,809,081 | 88,579 |
| (COVID-19) Emergency Rental Assistance Program | 21.023 | Salt Lake County | VARIOUS | 31,102,906 | 359,593 |
| (COVID-19) Emergency Rental Assistance Program | 21.023 | Utah County | VARIOUS | 16,322,471 | 191,506 |
| (COVID-19) Homeowner Assistance Fund | 21.026 | | | 40,351 | - |
| Total Department of the Treasury | | | | 837,090,878 | 80,055,114 |
| Equal Employment Opportunity Commission | | | | | |
| Employment Discrimination, Title VII of the Civil Rights Act of 1964 | 30.001 | | | 384,000 | - |
| Total Equal Employment Opportunity Commission | | | | 384,000 | - |
| General Services Administration | | | | | |
| Donation of Federal Surplus Personal Property | 39.003 | | | 593,905 | - |
| Total General Services Administration | | | | 593,905 | - |

*Award number provided either when ALN is incomplete or not available or in association with Research and Development awards, as required

State of Utah
Schedule of Expenditures of Federal Awards
For the Year Ended June 30, 2022

| Federal Agency/Program or Cluster | ALN Number (Award Number)* | Pass-Through Entity | Pass-Through Identification Number | Directly Expended | Provided to Subrecipients |
|---|-------------------------------|---|---------------------------------------|-------------------|------------------------------|
| National Aeronautics & Space Administration | | | | | |
| National Aeronautics and Space Administration | 43 (Various) | University of Utah | Various | 39,686 | - |
| Science | 43.001 | | | 4,636 | - |
| Education | 43.008 | | | 35,479 | - |
| Space Technology | 43.012 | MICHIGAN TECHNOLOGICAL UNIVERSITY | 1607060Z10 | 321,143 | 33,287 |
| Total National Aeronautics & Space Administration | | | | 400,944 | 33,287 |
| National Foundation on the Arts and the Humanities | | | | | |
| (COVID-19) Promotion of the Arts, Grants to Organizations and Individuals | 45.024 | | | 25,483 | - |
| Promotion of the Arts, Grants to Organizations and Individuals | 45.024 | | | 79,978 | - |
| (COVID-19) Promotion of the Arts, Partnership Agreements | 45.025 | | | 788,100 | 788,100 |
| Promotion of the Arts, Partnership Agreements | 45.025 | | | 758,907 | 534,107 |
| Promotion of the Humanities, Federal/State Partnership | 45.129 | Utah Humanities Council | 12021 5023 106 2125 | 9,997 | - |
| Promotion of the Humanities, Division of Preservation and Access | 45.149 | | | 94,983 | - |
| Promotion of the Humanities, Teaching and Learning Resources and Curriculum Development | 45.162 | | | 36,295 | - |
| Promotion of the Humanities, Professional Development | 45.163 | | | 123,362 | - |
| Promotion of the Humanities Public Programs | 45.164 | | | 60,587 | - |
| (COVID-19) Promotion of the Humanities, Office of Digital Humanities | 45.169 | | | (62,599) | - |
| Promotion of the Humanities, Office of Digital Humanities | 45.169 | | | 182,189 | - |
| (COVID-19) Grants to States | 45.310 | | | 2,332,231 | 2,052,245 |
| Grants to States | 45.310 | | | 2,053,893 | 701,528 |
| National Leadership Grants | 45.312 | | | 219,084 | 124,931 |
| Total National Foundation on the Arts and the Humanities | | | | 6,702,490 | 4,200,911 |
| National Science Foundation | | | | | |
| Engineering Grants | 47.041 | | | 26,681 | - |
| Geosciences | 47.050 | | | 2,677 | - |
| Education and Human Resources | 47.076 | | | 740,977 | 42,954 |
| Education and Human Resources | 47.076 | ARIZONA STATE UNIVERSITY Lorraine County Community College | CC0342-PG08675-22-64/SUB | 628 | - |
| STEM Education | 47.076 | | LCCCI-201180 | 4,622 | - |
| Total National Science Foundation | | | | 775,585 | 42,954 |
| Small Business Administration | | | | | |
| Small Business Development Centers | 59.037 | | | 1,728,657 | 1,101,480 |
| (COVID-19) Shuttered Venue Operators Grants | 59.075 | | | 7,962,813 | - |
| Total Small Business Administration | | | | 9,691,470 | 1,101,480 |
| Department of Veterans Affairs | | | | | |
| Department of Veterans Affairs | 64 (None Provided) | | | 5,061 | - |
| Department of Veterans Affairs | 64 (660-C64019) | | | 43,805 | - |
| Department of Veterans Affairs | 64 (V101 (223C) P-5459) | | | 208,218 | - |
| Department of Veterans Affairs | 64 (VARIOUS) | | | 13,257,408 | - |
| Department of Veterans Affairs | 64 (642D16091) | | | 22,660 | - |
| Veterans Prescription Service | 64.012 | | | 153,625 | 153,625 |
| (COVID-19) Veterans State Nursing Home Care | 64.015 | | | 3,773,154 | 3,773,154 |
| Veterans State Nursing Home Care | 64.015 | | | 41,432,561 | 41,432,561 |
| VA Assistance to United States Paralympic Integrated Adaptive Sports Program | 64.034 | | | 438,447 | - |

*Award number provided either when ALN is incomplete or in association with Research and Development awards, as required

State of Utah
Schedule of Expenditures of Federal Awards
For the Year Ended June 30, 2022

| Federal Agency/Program or Cluster | ALN Number (Award Number)* | Pass-Through Entity | Pass-Through Identification Number | Directly Expended | Provided to Subrecipients |
|---|-------------------------------|---------------------------------|---------------------------------------|-------------------|------------------------------|
| Burial Expenses Allowance for Veterans | 64.101 | | | 364,234 | - |
| State Cemetery Grants | 64.203 | | | 550,589 | - |
| Total Department of Veterans Affairs | | | | 60,249,762 | 45,359,340 |
| Environmental Protection Agency | | | | | |
| Clean Water State Revolving Fund (CWSRF) Cluster | | | | | |
| Capitalization Grants for Clean Water State Revolving Funds | 66.458 | | | 22,431,609 | 4,471,647 |
| Total Clean Water State Revolving Fund (CWSRF) Cluster | | | | 22,431,609 | 4,471,647 |
| Drinking Water State Revolving Fund (DWSRF) Cluster | | | | | |
| Capitalization Grants for Drinking Water State Revolving Funds | 66.468 | | | 11,662,220 | 8,647,045 |
| Total Drinking Water State Revolving Fund (DWSRF) Cluster | | | | 11,662,220 | 8,647,045 |
| Environmental Protection Agency | 66 (022602A) | IOWA STATE UNIVERSITY | 022602A | 32,534 | - |
| Surveys, Studies, Research, Investigations, Demonstrations, and Special Purpose Activities Relating to the Clean Air Act | 66.034 | | | 793,738 | 19,998 |
| National Clean Diesel Emissions Reduction Program | 66.039 | | | 692,453 | - |
| State Clean Diesel Grant Program | 66.040 | | | 39,931 | - |
| Congressionally Mandated Projects | 66.202 | | | 2,346,039 | 18,684 |
| Multipurpose Grants to States and Tribes | 66.204 | | | 2,939 | - |
| Water Pollution Control State, Interstate, and Tribal Program Support | 66.419 | | | 196,013 | - |
| State Underground Water Source Protection | 66.433 | | | 101,321 | - |
| Lead Testing in School and Child Care Program | 66.444 | | | 140,409 | - |
| Water Quality Management Planning | 66.454 | | | 205 | - |
| Nonpoint Source Implementation Grants | 66.460 | | | 1,016,013 | 225,262 |
| Regional Wetland Program Development Grants | 66.461 | | | 298,083 | 4,432 |
| Performance Partnership Grants | 66.605 | | | 7,423,473 | 96,770 |
| Environmental Information Exchange Network Grant Program and Related Assistance | 66.608 | | | 164,335 | - |
| Consolidated Pesticide Enforcement Cooperative Agreements | 66.700 | | | 639,409 | - |
| Research, Development, Monitoring, Public Education, Outreach, Training, Demonstrations, and Studies | 66.716 | eXtension Foundation | Various | 10,294 | - |
| Superfund State, Political Subdivision, and Indian Tribe Site-Specific Cooperative Agreements | 66.802 | | | 447,320 | - |
| Underground Storage Tank Prevention, Detection and Compliance Program | 66.804 | | | 387,797 | - |
| Leaking Underground Storage Tank Trust Fund Corrective Action Program | 66.805 | | | 719,247 | - |
| Solid Waste Management Assistance Grants | 66.808 | | | 6,435 | - |
| Alternative or Innovative Treatment Technology Research, Demonstration, Training, and Hazardous Substance Research Grants | 66.813 | Environmental Council of States | ITRC-16-UT | 1,893 | - |
| State and Tribal Response Program Grants | 66.817 | | | 547,970 | - |
| Targeted Air Sheds Grant Program | 66.956 | | | 185,903 | 93,337 |
| Superfund State and Indian Tribe Combined Cooperative Agreements | 66.961 | | | 1,032,458 | - |
| Total Environmental Protection Agency | | | | 51,320,041 | 13,577,175 |
| Nuclear Regulatory Commission | | | | | |
| U.S. Nuclear Regulatory Commission Scholarship and Fellowship Program | 77.008 | | | 74,516 | - |
| Total Nuclear Regulatory Commission | | | | 74,516 | - |
| Department of Energy | | | | | |
| Department of Energy | 81 (VARIOUS) | | | 446,051 | - |
| Department of Energy | 81 (VARIOUS) | HIFUNDA LLC | VARIOUS | 105,259 | - |
| Department of Energy | 81 (244365) | Battelle Energy Alliance, LLC | 244365 | 4,500 | - |

*Award number provided either when ALN is incomplete or not available or in association with Research and Development awards, as required

State of Utah
Schedule of Expenditures of Federal Awards
For the Year Ended June 30, 2022

| Federal Agency/Program or Cluster | ALN Number (Award Number)* | Pass-Through Entity | Pass-Through Identification Number | Directly Expended | Provided to Subrecipients |
|--|-------------------------------|--|---------------------------------------|-------------------|------------------------------|
| Department of Energy | 81 (2224029) | | | 937 | - |
| State Energy Program | 81.041 | | | 669,327 | 53,208 |
| State Energy Program Loans - Beginning Loan Balance | 81.041 | | | 987,973 | - |
| Weatherization Assistance for Low-Income Persons | 81.042 | | | 2,573,038 | 2,178,608 |
| Office of Science Financial Assistance Program | 81.049 | University of Wisconsin-Madison | 831K530 | 11,527 | - |
| Environmental Remediation and Waste Processing and Disposal | 81.104 | | | 1,242 | - |
| Transport of Transuranic Wastes to the Waste Isolation Pilot Plant: States and Tribal Concerns, Proposed Solutions | 81.106 | Western Governor's Association | 30-312-08 WIPP | 20,248 | - |
| Energy Efficiency and Renewable Energy Information Dissemination, Outreach, Training and Technical Analysis/Assistance | 81.117 | | | 208,900 | - |
| State Energy Program Special Projects | 81.119 | | | - | - |
| Nuclear Energy Research, Development and Demonstration | 81.121 | | | 161,322 | - |
| Long-Term Surveillance and Maintenance | 81.136 | | | 242,444 | - |
| Miscellaneous Federal Assistance Actions | 81.502 | Environmental Council of States | ITRC-16-UT | 1,893 | - |
| Total Department of Energy | | | | 5,434,661 | 2,231,816 |
| Department of Education | | | | | |
| Special Education Cluster (IDEA) | | | | | |
| Special Education_Grants to States | 84.027 | | | 115,419,844 | 107,099,917 |
| Special Education_Grants to States | 84.027 | Iowa Department of Education | Various | 13,233 | - |
| Special Education_Grants to States | 84.027 | Kentucky Department of Education | PON2 540 2100002402 | 111,547 | - |
| Special Education_Grants to States | 84.027 | Montana Office of Public Instruction | 10942 | 178,907 | - |
| Special Education_Grants to States | 84.027 | New Hampshire Department of Education | | 1,833 | - |
| Special Education_Grants to States | 84.027 | Oklahoma State Department of Education | PO 2659019692 | 173,027 | - |
| Special Education_Grants to States | 84.027 | Oregon Department of Education | Various | 97,490 | - |
| Special Education_Grants to States | 84.027 | State of Arizona Department of Education | Various | 434,234 | - |
| Special Education_Grants to States | 84.027 | State of Idaho Department of Education | Various | 114,314 | - |
| Special Education_Grants to States | 84.027 | State of New Mexico Department of Education | Various | 312,736 | - |
| Special Education_Grants to States | 84.027 | State of Wyoming Department of Education | 213719 | 137,718 | - |
| Special Education_Grants to States | 84.027 | Nebraska Department of Education | 42031 | 321,272 | - |
| Special Education_Grants to States | 84.027 | Office of Superintendent of Public Instruction | 20220356 | 7,844 | - |
| Special Education_Grants to States | 84.027 | Wisconsin Dept. of Public Instruction | PO 5002021115 | 5,251 | - |
| Special Education_Preschool Grants (COVID-19) Special Education_Grants to States | 84.173 | | | 3,402,477 | 3,402,477 |
| (COVID-19) Special Education_Preschool Grants | 84.027X | | | 4,306,342 | 4,306,342 |
| Total Special Education Cluster (IDEA) | 84.173X | | | 359,462 | 359,462 |
| | | | | 125,397,531 | 115,168,198 |
| Student Financial Assistance Programs | | | | | |

*Award number provided either when ALN is incomplete or not available or in association with Research and Development awards, as required

State of Utah
Schedule of Expenditures of Federal Awards
For the Year Ended June 30, 2022

| Federal Agency/Program or Cluster | ALN Number (Award Number)* | Pass-Through Entity | Pass-Through Identification Number | Directly Expended | Provided to Subrecipients |
|---|-------------------------------|---|---------------------------------------|-------------------|------------------------------|
| Federal Supplemental Educational Opportunity Grants | 84.007 | | | 3,382,955 | - |
| Federal Work-Study Program | 84.033 | | | 2,046,238 | - |
| Federal Perkins Loan Program | 84.038 | | | 29,907 | - |
| Perkins Loan Program - Beginning Loan Balance | 84.038 | | | 17,178,845 | - |
| Perkins Loan Program - Loans made | 84.038 | | | - | - |
| Federal Pell Grant Program | 84.063 | | | 147,553,523 | - |
| Federal Direct Student Loans | 84.268 | | | 298,154,768 | - |
| Teacher Education Assistance for College and Higher Education Grants (TEACH Grants) | 84.379 | | | 71,170 | - |
| Federal Supplemental Educational Opportunity Grants | 84.007A | | | 975,968 | - |
| Federal Work-Study Program | 84.033A | | | 1,001,722 | - |
| Federal Work-Study Program | 84.033B | | | 1,864,249 | - |
| Federal Pell Grant Program | 84.063P | | | 49,685,933 | - |
| Total Student Financial Assistance Programs | | | | 521,945,278 | - |
| <hr/> | | | | | |
| TRIO Cluster | | | | | |
| TRIO_Student Support Services | 84.042 | | | 1,419,814 | - |
| TRIO_Talent Search | 84.044 | | | 1,328,229 | - |
| TRIO_Upward Bound | 84.047 | | | 2,201,885 | - |
| TRIO_Student Support Services | 84.063 | | | 385,628 | - |
| TRIO_Student Support Services | 84.042A | | | 2,188,673 | - |
| TRIO_Talent Search | 84.044A | | | 566,843 | - |
| TRIO_Upward Bound | 84.047A | | | 1,374,664 | - |
| TRIO_Upward Bound | 84.047V | | | 386,599 | - |
| TRIO_Educational Opportunity Centers | 84.066A | | | 244,917 | 34,191 |
| Total TRIO Cluster | | | | 10,097,252 | 34,191 |
| <hr/> | | | | | |
| Department of Education | 84 (VARIOUS) | | | 179,199 | - |
| Department of Education | 84 (CEEDAR) | UNIVERSITY OF FLORIDA | CEEDAR | 23,328 | - |
| Department of Education | 84 (None Provided) | Chinawa Indian School | None Provided | 1,868 | - |
| Department of Education | 84 (652-20-2026) | Kansas Department of Education | 652-20-2026 | 286,912 | - |
| Department of Education | 84 (None Provided) | San Juan School District | None Provided | 58 | - |
| Adult Education - Basic Grants to States | 84.010 | | | 4,024,189 | 3,399,156 |
| Title I Grants to Local Educational Agencies | 84.010 | | | 82,919,945 | 81,175,690 |
| Migrant Education_ State Grant Program | 84.011 | | | 1,003,568 | 817,471 |
| <hr/> | | | | | |
| Title I State Agency Program for Neglected and Delinquent Children and Youth | 84.013 | | | 1,095,022 | 873,295 |
| Higher Education_Institutional Aid | 84.031 | | | 332,220 | - |
| Federal Family Education Loans Reinsurance - Beginning Guarantee Amount | 84.032 | | | 562,009,375 | - |
| Federal Family Education Loans Reinsurance - Guarantees Made | 84.032 | | | 11,774,405 | - |
| STUDENT LOAN GUARANTEE PROGRAM FEES | 84.032 | | | 603,982 | - |
| STUDENT LOAN PURCHASE PROGRAM, NET | 84.032 | | | (16,798,837) | - |
| Perkins Loan Cancellations | 84.037 | | | 44,215 | - |
| Career and Technical Education -- Basic Grants to States | 84.048 | USBE | GT-USBE-9418 | 109,870 | - |
| Career and Technical Education -- Basic Grants to States | 84.048 | | | 15,908,662 | 14,748,376 |
| <hr/> | | | | | |
| Career and Technical Education -- Basic Grants to States | 84.048 | Box Elder County School District | None Provided | (4,913) | - |
| Career and Technical Education -- Basic Grants to States | 84.048 | San Juan School District | None Provided | (2,065) | - |
| Special Education--Grants for Infants and Families | 84.181 | | | 452,835 | 415,742 |
| <hr/> | | | | | |
| Special Education--Grants for Infants and Families | 84.181 | Alabama Department of Rehabilitation Services | C20870060 | 1,515 | - |

*Award number provided either when ALN is incomplete or not available or in association with Research and Development awards, as required

State of Utah
Schedule of Expenditures of Federal Awards
For the Year Ended June 30, 2022

| Federal Agency/Program or Cluster | ALN Number (Award Number)* | Pass-Through Entity | Pass-Through Identification Number | Directly Expended | Provided to Subrecipients |
|--|-------------------------------|--|---------------------------------------|-------------------|------------------------------|
| Education for Homeless Children and Youth | 84.196 | State of New Mexico Department of Education | 22-924-00258 | 543,459 | 436,873 |
| Education for Homeless Children and Youth | 84.196 | | | 5,813 | - |
| Twenty-First Century Community Learning Centers | 84.287 | | | 5,716,612 | 5,117,484 |
| Special Education - State Personnel Development | 84.323 | | | 992,479 | 305,510 |
| Special Education - State Personnel Development | 84.323 | State of Arizona Department of Education | 16-02-EDSG | 13,629 | - |
| Special Education - Personnel Development to Improve Services and Results for Children with Disabilities | 84.325 | | | 414,744 | - |
| Special Education_ Technical Assistance and Dissemination to Improve Services and Results for Children with Disabilities | 84.326 | | | 178,552 | - |
| Gaining Early Awareness and Readiness for Undergraduate Programs | 84.334 | | | 3,496,352 | 1,678,959 |
| Rural Education | 84.358 | | | 50,525 | - |
| English Language Acquisition State Grants | 84.365 | | | 4,662,140 | 4,478,776 |
| Supporting Effective Instruction State Grants | 84.367 | | | 13,709,609 | 13,063,060 |
| Grants for State Assessments and Related Activities | 84.369 | | | 4,696,894 | - |
| Special Education_ Technical Assistance on State Data Collection | 84.373 | WestEd | S-17858 | 142,697 | - |
| School Improvement Grants | 84.377 | | | 948,731 | 948,731 |
| Transition Programs for Students with Intellectual Disabilities into Higher Education | 84.407 | | | 252,962 | - |
| National Resource Centers Program for Foreign Language and Area Studies or Foreign Language and International Studies Program and Foreign Language and Area Studies Fellowship Program | 84.015A | | | 593,479 | 226,986 |
| National Resource Centers Program for Foreign Language and Area Studies or Foreign Language and International Studies Program and Foreign Language and Area Studies Fellowship Program | 84.015B | | | 1,335,283 | 595,248 |
| Undergraduate International Studies and Foreign Language Programs | 84.016A | | | 9,725 | - |
| Higher Education_ Institutional Aid | 84.031A | | | 811,175 | - |
| Rehabilitation Services_ Vocational Rehabilitation Grants to States | 84.126A | | | 26,653,155 | 1,301,856 |
| Migrant Education_ Coordination Program | 84.144F | | | 108,996 | - |
| Rehabilitation Services_ Independent Living Services for Older Individuals Who are Blind | 84.177B | | | 224,603 | 224,603 |
| Special Education-Grants for Infants and Families | 84.181A | | | 5,011,594 | 3,584,226 |
| Supported Employment Services for Individuals with the Most Significant Disabilities | 84.187A | | | 110,740 | - |
| Supported Employment Services for Individuals with the Most Significant Disabilities | 84.187B | | | 128,490 | - |
| Language Resource Centers | 84.229A | | | 142,256 | - |
| Twenty-First Century Community Learning Centers | 84.287D | | | 365,080 | 93,053 |
| Special Education - Personnel Development to Improve Services and Results for Children with Disabilities | 84.325D | | | 415,055 | - |
| Special Education - Personnel Development to Improve Services and Results for Children with Disabilities | 84.325K | | | 776,213 | - |
| Gaining Early Awareness and Readiness for Undergraduate Programs | 84.334A | | | 3,025,997 | 2,128,003 |
| Gaining Early Awareness and Readiness for Undergraduate Programs | 84.334A | Ogden City School District | MOU | 196,659 | - |
| Gaining Early Awareness and Readiness for Undergraduate Programs | 84.334S | | | 3,120,230 | 237,669 |
| Child Care Access Means Parents in School | 84.335A | | | 1,340,374 | - |
| Rural Education | 84.358B | | | 90,419 | 90,419 |
| Office of English Language Acquisition | 84.355Z | | | 208,555 | - |
| Statewide Longitudinal Data Systems | 84.372A | | | 286,550 | - |
| Student Support and Academic Enrichment Program | 84.424A | | | 6,072,583 | 5,910,825 |
| (COVID-19) Education Stabilization Fund | 84.425C | | | 19,070,879 | 19,070,879 |
| (COVID-19) Education Stabilization Fund | 84.425D | | | 154,490,468 | 150,889,317 |

*Award number provided either when ALN is incomplete or not available or in association with Research and Development awards, as required

State of Utah
 Schedule of Expenditures of Federal Awards
 For the Year Ended June 30, 2022

| Federal Agency/Program or Cluster | ALN Number (Award Number)* | Pass-Through Entity | Pass-Through Identification Number | Directly Expended | Provided to Subrecipients |
|---|-------------------------------|---------------------|---------------------------------------|----------------------|------------------------------|
| (COVID-19) Education Stabilization Fund | 84.425E | | | 168,196,565 | - |
| (COVID-19) Education Stabilization Fund | 84.425F | | | 126,431,401 | - |
| (COVID-19) Education Stabilization Fund | 84.425M | | | 2,387,465 | - |
| (COVID-19) Education Stabilization Fund | 84.425R | | | 8,965,789 | 4,497,056 |
| (COVID-19) Education Stabilization Fund | 84.425U | | | 69,156,797 | 60,974,190 |
| (COVID-19) Education Stabilization Fund | 84.425V | | | 156,000 | - |
| (COVID-19) Education Stabilization Fund | 84.425W | | | 74,305 | 74,305 |
| Randolph-Sheppard – Financial Relief and Restoration Payments | 84.426A | | | 124,646 | - |
| Total Department of Education | | | | 1,957,312,138 | 492,560,147 |
| National Archives & Records Administration | | | | | |
| National Historical Publications and Records Grants | 89.003 | | | 39,594 | - |
| Total National Archives & Records Administration | | | | 39,594 | - |
| Election Assistance Commission | | | | | |
| Help America Vote Act Requirements Payments | 90.401 | | | 19,278 | - |
| (COVID-19) 2018 HAVA Election Security Grants | 90.404 | | | 204 | - |
| 2018 HAVA Election Security Grants | 90.404 | | | 417,984 | 73,032 |
| Total Election Assistance Commission | | | | 437,466 | 73,032 |
| Department of Health and Human Services | | | | | |
| Aging Cluster | | | | | |
| (COVID-19) Special Programs for the Aging_ Title III, Part B_ Grants for Supportive Services and Senior Centers | 93.044 | | | 1,003,936 | 1,003,936 |
| Special Programs for the Aging_ Title III, Part B_ Grants for Supportive Services and Senior Centers | 93.044 | | | 2,642,604 | 2,642,604 |
| (COVID-19) Special Programs for the Aging_ Title III, Part C_ Nutrition Services | 93.045 | | | 2,612,503 | 2,612,503 |
| Special Programs for the Aging_ Title III, Part C_ Nutrition Services | 93.045 | | | 4,872,804 | 4,872,804 |
| Nutrition Services Incentive Program | 93.053 | | | 1,309,352 | 1,309,352 |
| Total Aging Cluster | | | | 12,441,199 | 12,441,199 |
| CCDF Cluster | | | | | |
| (COVID-19) Child Care and Development Block Grant | 93.575 | | | 103,021,196 | 3,490,594 |
| Child Care and Development Block Grant | 93.575 | | | 81,689,883 | 12,824,649 |
| Child Care Mandatory and Matching Funds of the Child Care and Development Fund | 93.596 | | | 37,107,124 | - |
| Total CCDF Cluster | | | | 221,818,203 | 16,315,243 |
| Head Start Cluster | | | | | |
| Head Start | 93.600 | | | 5,929,177 | - |
| Total Head Start Cluster | | | | 5,929,177 | - |
| Medicaid Cluster | | | | | |
| State Medicaid Fraud Control Units | 93.775 | | | 1,996,468 | - |
| State Survey and Certification of Health Care Providers and Suppliers (Title XVIII) Medicare | 93.777 | | | 3,740,147 | - |
| (COVID-19) Medical Assistance Program | 93.778 | | | 190,329,090 | 3,136,482 |
| Medical Assistance Program | 93.778 | | | 3,193,406,942 | 47,501,534 |
| Total Medicaid Cluster | | | | 3,389,472,647 | 50,638,016 |
| Student Financial Assistance Programs | | | | | |

*Award number provided either when ALN is incomplete or not available or in association with Research and Development awards, as required

State of Utah
 Schedule of Expenditures of Federal Awards
 For the Year Ended June 30, 2022

| Federal Agency/Program or Cluster | ALN Number (Award Number)* | Pass-Through Entity | Pass-Through Identification Number | Directly Expended | Provided to Subrecipients |
|---|--|--|---------------------------------------|-------------------|------------------------------|
| Nurse Faculty Loan Program (NFLP) | 93.264 | | | 247,277 | - |
| Nurse Faculty Loan Program (NFLP) - Beginning Loan | 93.264 | | | 1,090,516 | - |
| Nurse Faculty Loan Program (NFLP) - Loans Made | 93.264 | | | - | - |
| Health Professions Student Loans, Including Primary Care Loans/Loans for Disadvantaged Students - Beginning Loan | 93.342 | | | 2,651,522 | - |
| Health Professions Student Loans, Including Primary Care Loans/Loans for Disadvantaged Students - Loans Made | 93.342 | | | - | - |
| Nursing Student Loans | 93.364 | | | 6,307 | - |
| Nursing Student Loans - Beginning Loan | 93.364 | | | 335,953 | - |
| Nursing Student Loans - Loans Made | 93.364 | | | - | - |
| Total Student Financial Assistance Programs | 93.364 | | | 4,331,575 | - |
| (COVID-19) Department of Health and Human Services | 93 (21CTA-DM0032) | LEIDOS | 21CTA-DM0032 | 44,423 | - |
| (COVID-19) Department of Health and Human Services | 93 (75D30121C11016) | TRANSLATIONAL GENOMIC RESEARCH INSTITUTE | 75D30121C11016 | 134,616 | - |
| (COVID-19) Department of Health and Human Services | 93 (TASK ORDER 51538) | ABT ASSOCIATES INC | TASK ORDER 51538 | 345,138 | - |
| Department of Health and Human Services | 93 (No Award Number) | | | 9,577 | - |
| Department of Health and Human Services | 93 (2205-UT-5002) | WESTAT | 6426-03-5009 | 193,472 | - |
| Department of Health and Human Services | 93 (HHSP233201600031I /75P00120F37002) | JBS INTERNATIONAL INC | HHSP233201600031I /75P00120F37002 | 24,855 | - |
| Department of Health and Human Services | 93 (PI-CD34-ICBD) | THE TASK FORCE FOR GLOBAL HEALTH | PI-CD34-ICBD | 53,489 | - |
| Department of Health and Human Services | 93 (SC-UT-01 / 37583.2021.0001) | JOHN SNOW INC | SC-UT-01 / 37583.2021.0001 | 6,339 | - |
| Department of Health and Human Services | 93 (U01HL088842 P00255-A343-4605) | ICAHN SCHOOL OF MEDICINE AT MOUNT SINAI | U01HL088842 P00255-A343-4605 | 216,918 | - |
| Department of Health and Human Services | 93 (CBO# 28323) | | | 750 | - |
| Medical Reserve Corps Small Grant Program | 93.008 | | | 55,847 | 38,848 |
| Special Programs for the Aging Title VII, Chapter 3_ Programs for Prevention of Elder Abuse, Neglect, and Exploitation | 93.041 | | | 24,799 | 24,799 |
| (COVID-19) Special Programs for the Aging Title VII, Chapter 2_ Long Term Care Ombudsman Services for Older Individuals | 93.042 | | | 19,200 | 19,200 |
| Special Programs for the Aging Title VII, Chapter 2_ Long Term Care Ombudsman Services for Older Individuals | 93.042 | | | 149,974 | 149,974 |
| (COVID-19) Special Programs for the Aging Title III, Part D_ Disease Prevention and Health Promotion Services | 93.043 | | | 87,600 | 87,600 |
| Special Programs for the Aging Title III, Part D_ Disease Prevention and Health Promotion Services | 93.043 | | | 156,057 | 156,057 |
| (COVID-19) Special Programs for the Aging Title IV_ and Title II_ Discretionary Projects | 93.048 | | | 1,667 | - |
| Special Programs for the Aging Title IV_ and Title II_ Discretionary Projects | 93.048 | | | 404,238 | 198,026 |
| (COVID-19) National Family Caregiver Support, Title III, Part E | 93.052 | | | 278,400 | 278,400 |
| National Family Caregiver Support, Title III, Part E | 93.052 | | | 1,274,449 | 1,274,449 |
| Chronic Diseases: Research, Control, and Prevention | 93.068 | | | 56,672 | - |
| Public Health Emergency Preparedness | 93.069 | | | 7,098,364 | 4,688,514 |
| Environmental Public Health and Emergency Response | 93.070 | | | 1,321,239 | 166,788 |
| Medicare Enrollment Assistance Program | 93.071 | | | 138,859 | 138,859 |
| Birth Defects and Developmental Disabilities - Prevention and Surveillance | 93.073 | | | 341,499 | - |
| Cooperative Agreements to Promote Adolescent Health through School-Based HIV/STD Prevention and School-Based Surveillance | 93.079 | | | 87,582 | - |
| Healthy Marriage Promotion and Responsible Fatherhood Grants | 93.086 | | | 2,115,551 | 120,000 |
| Affordable Care Act (ACA) Personal Responsibility Education Program | 93.092 | | | 468,721 | 392,437 |

*Award number provided either when ALN is incomplete or not available or in association with Research and Development awards, as required

State of Utah
Schedule of Expenditures of Federal Awards
For the Year Ended June 30, 2022

| Federal Agency/Program or Cluster | ALN Number (Award Number)* | Pass-Through Entity | Pass-Through Identification Number | Directly Expended | Provided to Subrecipients |
|--|-------------------------------|---|---------------------------------------|-------------------|------------------------------|
| Food and Drug Administration_Research | 93.103 | | | 39,346 | - |
| Comprehensive Community Mental Health Services for Children with Serious Emotional Disturbances (SED) | 93.104 | | | 1,487,197 | 307,433 |
| Maternal and Child Health Federal Consolidated Programs | 93.110 | | | 1,293,816 | 28,844 |
| Maternal and Child Health Federal Consolidated Programs | 93.110 | Genetic Alliance, Inc. | None Provided | 24,695 | - |
| Maternal and Child Health Federal Consolidated Programs | 93.110 | Association of Maternal and Child Health Programs | 071420-124 | (13,687) | - |
| Project Grants and Cooperative Agreements for Tuberculosis Control Programs | 93.116 | | | 288,149 | 169,662 |
| Emergency Medical Services for Children | 93.127 | | | 76,377 | 35,768 |
| Emergency Medical Services for Children | 93.127 | UNIVERSITY AT BUFFALO | R1238545 | 11,655 | - |
| Cooperative Agreements to States/Territories for the Coordination and Development of Primary Care Offices | 93.130 | | | 147,881 | 9,360 |
| Injury Prevention and Control Research and State and Community Based Programs | 93.136 | | | 5,801,610 | 1,331,963 |
| Community Programs to Improve Minority Health Grant Program | 93.137 | | | 359,465 | 226,234 |
| NIEHS Hazardous Waste Worker Health and Safety Training | 93.142 | UNIVERSITY OF TEXAS AT HOUSTON | SA0001058 AND SA0000254 | 6,490 | - |
| Projects for Assistance in Transition from Homelessness (PATH) | 93.150 | | | 593,848 | 569,584 |
| Grants to States for Loan Repayment Program | 93.165 | | | 269,090 | - |
| Research Related to Deafness and Communication Disorders | 93.173 | | | 41,965 | - |
| Disabilities Prevention | 93.184 | | | 311,642 | 41,909 |
| Childhood Lead Poisoning Prevention Projects_State and Local Childhood Lead Poisoning Prevention and Surveillance of Blood Lead Levels in Children | 93.197 | SW Utah CHC, Four Corners BH, Utah Support A For RA | G25RH32477 | 134,898 | 21,448 |
| Telehealth Programs | 93.211 | | | 326,955 | - |
| Telehealth Programs | 93.211 | | | 353,440 | - |
| Traumatic Brain Injury State Demonstration Grant Program | 93.234 | | | 129,411 | - |
| Affordable Care Act (ACA) Abstinence Education Program | 93.235 | | | 378,850 | 306,387 |
| State Capacity Building | 93.240 | | | 204,789 | - |
| State Rural Hospital Flexibility Program | 93.241 | | | 761,377 | 373,861 |
| Substance Abuse and Mental Health Services_Projects of Regional and National Significance | 93.243 | | | 7,157,331 | 4,843,331 |
| Universal Newborn Hearing Screening | 93.251 | | | 247,572 | 52,746 |
| Universal Newborn Hearing Screening | 93.251 | Idaho Department of Health and Welfare | KC281200 | 15,068 | - |
| Radiation Exposure Screening and Education | 93.257 | THE MEDI | 10064071 | 80,231 | - |
| Occupational Safety and Health Program | 93.262 | Colorado State University | Various | 32,225 | - |
| (COVID-19) Immunization Cooperative Agreements | 93.268 | | | 11,015,683 | 9,405,354 |
| Immunization Cooperative Agreements | 93.268 | | | 32,467,065 | 29,974,947 |
| Adult Viral Hepatitis Prevention and Control | 93.270 | | | 384,059 | 107,469 |
| Teenage Pregnancy Prevention Program | 93.297 | | | 1,158,244 | - |
| (COVID-19) Small Rural Hospital Improvement Grant Program | 93.301 | | | 175,043 | 164,429 |
| Small Rural Hospital Improvement Grant Program | 93.301 | | | 138,089 | 113,606 |
| Early Hearing Detection and Intervention Information System (EHDI-IS) Surveillance Program | 93.314 | | | 161,802 | - |
| Protecting and Improving Health Globally: Building and Strengthening Public Health Impact, Systems, Capacity and Security | 93.318 | American College Health Association | MOU | 2,989 | - |
| (COVID-19) Epidemiology and Laboratory Capacity for Infectious Diseases (ELC) | 93.323 | | | 88,051,413 | 25,742,665 |
| Epidemiology and Laboratory Capacity for Infectious Diseases (ELC) | 93.323 | | | 5,315,021 | 383,711 |
| State Health Insurance Assistance Program | 93.324 | | | 415,627 | 415,627 |

*Award number provided either when ALN is incomplete or not available or in association with Research and Development awards, as required

State of Utah
Schedule of Expenditures of Federal Awards
For the Year Ended June 30, 2022

| Federal Agency/Program or Cluster | ALN Number (Award Number)* | Pass-Through Entity | Pass-Through Identification Number | Directly Expended | Provided to Subrecipients |
|--|-------------------------------|---|---|-------------------|------------------------------|
| Paralysis Resource Center (COVID-19) Behavioral Risk Factor Surveillance System | 93.325 | Christopher and Dana Reeve Foundation | None Provided | 14,659 | - |
| Behavioral Risk Factor Surveillance System | 93.336 | | | 13,450 | - |
| (COVID-19) Public Health Emergency Response: Cooperative Agreement for Emergency Response: Public Health Crisis Response | 93.336 | | | 485,340 | - |
| ACL Independent Living State Grants | 93.354 | | | 2,464,878 | 1,737,086 |
| ACL Independent Living State Grants | 93.369 | | 2020-YR3-1812-UTAHSTATEU- | 338,709 | 338,709 |
| ACL Independent Living State Grants | 93.369 | TIRR Memorial Herman | CILNE | (105) | - |
| The CDC Public Health Cancer Genomics Program: Translating Research into Public Health Practice | 93.380 | | | 501,288 | - |
| National and State Tobacco Control Program | 93.387 | | | 1,149,777 | 536,156 |
| (COVID-19) Activities to Support State, Tribal, Local and Territorial (STLT) Health Department Response to Public Health or Healthcare Crises | 93.391 | | | 4,096,735 | 3,143,129 |
| Cancer Treatment Research | 93.395 | JOHN WYNE CNCR INST@ST JHN'S HLTH CR CTR | CA29605 | 7,107 | - |
| Cancer Treatment Research | 93.395 | ONCOIMMUNE INC | CD24FC-004 | 12,062 | - |
| Cancer Treatment Research | 93.395 | PUBLIC HEALTH INSTITUTE | U10CA180886 / ARO4535 | 2,444 | - |
| Strengthening Public Health Systems and Services through National Partnerships to Improve and Protect the Nation's Health | 93.421 | NATL ASSOCIATION OF CHRONIC DISEASE | 220059 / 222-1402-4 | 52,645 | - |
| Strengthening Public Health Systems and Services through National Partnerships to Improve and Protect the Nation's Health | 93.421 | PUBLIC HEALTH INSTITUTE | G1980_AG-0355 | 64,921 | - |
| Strengthening Public Health Systems and Services through National Partnerships to Improve and Protect the Nation's Health | 93.421 | National Association of County and City Health Officials | Various | 268,696 | 92,279 |
| Strengthening Public Health Systems and Services through National Partnerships to Improve and Protect the Nation's Health | 93.421 | Association of University Centers on Disabilities | 37-8814-22 | 68,123 | - |
| Strengthening Public Health Systems and Services through National Partnerships to Improve and Protect the Nation's Health | 93.421 | Association of State and Territorial Health Officials | 00-FE-2060-03 Weber State University | 41,146 | - |
| Improving the Health of Americans through Prevention and Management of Diabetes and Heart Disease and Stroke-Financed in part by 2018 Prevention and Public Health Funds | 93.426 | | | 1,865,289 | 457,600 |
| Innovative State and Local Public Health Strategies to prevent and Manage Diabetes and Heart Disease and Stroke- | 93.435 | | | 2,071,290 | 1,347,316 |
| WELL-INTEGRATED SCREENING AND EVALUATION FOR WOMEN ACROSS THE NATION (WISEWOMAN) | 93.436 | | | 1,143,534 | 438,450 |
| State Physical Activity and Nutrition (SPAN) | 93.439 | | | 885,482 | 209,849 |
| Ruminant Feed Ban Support Project | 93.449 | | | 24,698 | - |
| ACL Assistive Technology | 93.464 | | | 443,455 | - |
| Title IV-E Kinship Navigator Program | 93.471 | | | 207,680 | - |
| Title IV-E Prevention and Family Services and Programs | 93.472 | | | 987,344 | - |
| Preventing Maternal Deaths: Supporting Maternal Mortality Review Committees (COVID-19) Family Violence Prevention and Services/ Sexual Assault/Rape Crisis Services and Supports | 93.478 | | | 324,306 | 25,496 |
| (COVID-19) Provider Relief Fund | 93.497 | | | 5,007 | 3,745 |
| (COVID-19) Provider Relief Funds | 93.498 | | | 141,288 | - |
| (COVID-19) Promoting Safe and Stable Families | 93.498 | | | 94,607,712 | - |
| Promoting Safe and Stable Families | 93.556 | | | 403,974 | - |
| Temporary Assistance for Needy Families | 93.556 | | | 2,828,534 | 124,960 |
| Child Support Enforcement | 93.558 | | | 38,752,088 | 14,020,409 |
| Refugee and Entrant Assistance_State Administered Programs | 93.563 | | | 21,099,587 | - |
| (COVID-19) Low-Income Home Energy Assistance | 93.566 | | | 8,998,318 | 5,316,828 |
| Low-Income Home Energy Assistance | 93.568 | | | 7,286,746 | 181,332 |
| Low-Income Home Energy Assistance | 93.568 | | | 24,746,880 | 12,253,080 |

*Award number provided either when ALN is incomplete or not available or in association with Research and Development awards, as required

State of Utah
 Schedule of Expenditures of Federal Awards
 For the Year Ended June 30, 2022

| Federal Agency/Program or Cluster | ALN Number (Award Number)* | Pass-Through Entity | Pass-Through Identification Number | Directly Expended | Provided to Subrecipients |
|---|-------------------------------|--|---------------------------------------|-------------------|------------------------------|
| (COVID-19) Community Services Block Grant | 93.569 | | | 1,467,364 | 1,465,740 |
| Community Services Block Grant | 93.569 | | | 3,878,460 | 3,731,091 |
| Community Services Block Grant | 93.569 | Ogden-Weber Community Action | Agreement | 7,503 | - |
| State Court Improvement Program | 93.586 | | | 497,485 | - |
| (COVID-19) Community-Based Child Abuse Prevention Grants | 93.590 | | | 251,250 | 222,978 |
| Community-Based Child Abuse Prevention Grants | 93.590 | | | 453,098 | 306,156 |
| Grants to States for Access and Visitation Programs | 93.597 | | | 100,000 | - |
| (COVID-19) Chafee Education and Training Vouchers Program (ETV) | 93.599 | | | 150,979 | - |
| Chafee Education and Training Vouchers Program (ETV) | 93.599 | | | 134,259 | - |
| Adoption and Legal Guardianship Incentive Payments | 93.603 | | | 570,060 | - |
| (COVID-19) Developmental Disabilities Basic Support and Advocacy Grants | 93.630 | | | 29,280 | 9,918 |
| Developmental Disabilities Basic Support and Advocacy Grants | 93.630 | | | 668,670 | 165,535 |
| Developmental Disabilities Projects of National Significance | 93.631 | | | 98,377 | - |
| Developmental Disabilities Projects of National Significance | 93.631 | University of Minnesota | A009641701 | 22,106 | - |
| University Centers for Excellence in Developmental Disabilities Education, Research, and Service | 93.632 | | | 674,644 | 23,358 |
| University Centers for Excellence in Developmental Disabilities Education, Research, and Service | 93.632 | University of Kentucky Research Foundation | 3200003537-21-075 | 61,341 | - |
| University Centers for Excellence in Developmental Disabilities Education, Research, and Service | 93.632 | University of Wyoming | P350665 | 21,267 | - |
| ACA-Transforming Clinical Practice Initiative: Support and Alignment Networks (SANs) | 93.639 | | | 103,622 | - |
| Children's Justice Grants to States | 93.643 | | | 178,083 | - |
| (COVID-19) Stephanie Tubbs Jones Child Welfare Services Program | 93.645 | | | 399,273 | - |
| Stephanie Tubbs Jones Child Welfare Services Program | 93.645 | | | 3,946,700 | - |
| Foster Care, Title IV-E | 93.658 | | | 25,332,095 | - |
| Adoption Assistance | 93.659 | | | 14,148,431 | - |
| (COVID-19) Emergency Grants to Address Mental and Substance Use Disorders During COVID-19 | 93.665 | | | 2,383,286 | 115,578 |
| Social Services Block Grant | 93.667 | | | 22,454,573 | 2,044,773 |
| Social Services Block Grant | 93.667 | Bear River Association of Governments | None Provided | 1,420 | - |
| (COVID-19) Child Abuse and Neglect State Grants | 93.669 | | | 952 | - |
| Child Abuse and Neglect State Grants | 93.669 | | | 564,043 | - |
| (COVID-19) Family Violence Prevention and Services/Domestic Violence Shelter and Supportive Services | 93.671 | | | 722,280 | 668,054 |
| Family Violence Prevention and Services/Domestic Violence Shelter and Supportive Services | 93.671 | | | 1,294,811 | 1,239,465 |
| (COVID-19) Chafee Foster Care Independence Program | 93.674 | | | 818,360 | - |
| Chafee Foster Care Independence Program | 93.674 | | | 803,694 | - |
| Mental and Behavioral Health Education and Training Grants | 93.732 | | | 601,144 | - |
| (COVID-19) Elder Abuse Prevention Interventions Program | 93.747 | | | 318,368 | 318,368 |
| Elder Abuse Prevention Interventions Program | 93.747 | | | 108,845 | 108,845 |
| Elder Abuse Prevention Interventions Program | 93.747 | Benjamin Rose Institute | 90EJIG0020-01-00 | 32,452 | - |
| Evidence-Based Falls Prevention Programs Financed Solely by Prevention and Public Health Funds (PPHF) | 93.761 | | | 6,039 | 2,458 |
| Children's Health Insurance Program | 93.767 | | | 104,040,697 | 109,786 |
| Opioid STR | 93.788 | | | 11,482,045 | 6,487,829 |
| Opioid STR | 93.788 | Iowa State University | 019719A | 56,417 | - |
| Cardiovascular Diseases Research | 93.837 | RTI INTERNATIONAL | 214047 | 229,009 | - |
| Cardiovascular Diseases Research | 93.837 | MEDICAL UNIVERSITY OF SOUTH CAROLINA | A22-0103-5001 | 25,744 | - |

*Award number provided either when ALN is incomplete or not available or in association with Research and Development awards, as required

State of Utah
Schedule of Expenditures of Federal Awards
For the Year Ended June 30, 2022

| Federal Agency/Program or Cluster | ALN Number (Award Number)* | Pass-Through Entity | Pass-Through Identification Number | Directly Expended | Provided to Subrecipients |
|---|-------------------------------|--|---------------------------------------|----------------------|------------------------------|
| Cardiovascular Diseases Research | 93.837 | YALE UNIVERSITY | LIVE-HCM-UTAH | 717 | - |
| Cardiovascular Diseases Research | 93.837 | BRIGHAM & WOMENS HOSPITAL | U01.HL130204 | 2,750 | - |
| (COVID-19) Lung Diseases Research | 93.838 | NYU LANGONE MEDICAL CENTER UNIVERSITY OF ALABAMA AT | PREG-01-21 | 1,168,385 | 986,481 |
| Lung Diseases Research | 93.838 | BIRMINGHAM | 000513913-008 | 22,330 | - |
| Lung Diseases Research | 93.838 | INTERMOUNTAIN HEALTHCARE | NONE | 52,498 | - |
| Blood Diseases and Resources Research | 93.839 | NATIONAL MARROW DONOR PROGRAM | 2002 | 4,400 | - |
| (COVID-19) Translation and Implementation Science Research for Heart, Lung, Blood Diseases, and Sleep Disorders | 93.840 | VANDERBILT UNIVERSITY/MEDICAL CENTER | VUMC 92332 | 28,311 | - |
| Extramural Research Programs in the Neurosciences and Neurological Disorders | 93.853 | UNIVERSITY OF CINCINNATI | 012765-135733 | 33,164 | - |
| Extramural Research Programs in the Neurosciences and Neurological Disorders | 93.853 | UNIVERSITY OF FLORIDA | SUB00002937 | 73,368 | - |
| Allergy and Infectious Diseases Research | 93.855 | SOLENIC MEDICAL INC | 10058753 | 167,386 | - |
| Child Health and Human Development Extramural Research | 93.865 | VANDERBILT UNIVERSITY/MEDICAL CENTER | VUMC 53375 | 177 | - |
| Child Health and Human Development Extramural Research | 93.865 | VANDERBILT UNIVERSITY/MEDICAL CENTER | VUMC 53375 | (801) | - |
| (COVID-19) Maternal, Infant and Early Childhood Home Visiting Grant Program | 93.870 | | | 135,006 | 121,507 |
| Maternal, Infant and Early Childhood Home Visiting Grant Program | 93.870 | | | 3,212,317 | 2,799,660 |
| (COVID-19) National Bioterrorism Hospital Preparedness Program | 93.889 | | | 319,001 | 73,074 |
| National Bioterrorism Hospital Preparedness Program | 93.889 | | | 2,230,702 | 1,457,669 |
| Cancer Prevention and Control Programs for State, Territorial and Tribal Organizations | 93.898 | | | 3,482,736 | 205,382 |
| Rural Health Care Services Outreach, Rural Health Network Development and Small Health Care Provider Quality Improvement Program | 93.912 | | | 635,022 | 102,054 |
| Grants to States for Operation of State Offices of Rural Health | 93.913 | | | 202,661 | 32,970 |
| (COVID-19) HIV Care Formula Grants | 93.917 | | | 2,169 | - |
| HIV Care Formula Grants | 93.917 | | | 4,929,940 | 51,452 |
| HIV Prevention Activities, Health Department Based | 93.940 | | | 1,186,855 | 139,997 |
| Assistance Programs for Chronic Disease Prevention and Control | 93.945 | | | 287,581 | - |
| Assistance Programs for Chronic Disease Prevention and Control | 93.945 | National Opinion Research Center | G251.NCHAM.01 | 16,486 | - |
| Cooperative Agreements to Support State-Based Safe Motherhood and Infant Health Initiative Programs | 93.946 | | | 307,698 | - |
| (COVID-19) Block Grants for Community Mental Health Services | 93.958 | | | 2,264,750 | 1,860,484 |
| Block Grants for Community Mental Health Services | 93.958 | | | 8,003,858 | 5,795,372 |
| (COVID-19) Block Grants for Prevention and Treatment of Substance Abuse | 93.959 | | | 3,111,544 | 2,301,541 |
| Block Grants for Prevention and Treatment of Substance Abuse | 93.959 | | | 20,269,907 | 16,706,313 |
| (COVID-19) Preventive Health Services, Sexually Transmitted Diseases Control Grants | 93.977 | | | 476,229 | 353,138 |
| Preventive Health Services, Sexually Transmitted Diseases Control Grants | 93.977 | | | 1,098,394 | 422,287 |
| Mental Health Disaster Assistance and Emergency Mental Health | 93.982 | | | 972,977 | - |
| Preventive Health and Health Services Block Grant | 93.991 | | | 1,582,753 | 1,355,684 |
| Maternal and Child Health Services Block Grant to the States | 93.994 | | | 5,015,910 | 1,710,795 |
| Total Department of Health and Human Services | | | | 4,285,714,882 | 255,426,963 |
| Corporation for National and Community Service | | | | | |
| Foster Grandparent Program | 94.011 | | | 49,015 | - |
| Senior Companion Program | 94.016 | | | 29,712 | - |

*Award number provided either when ALN is incomplete or not available or in association with Research and Development awards, as required

State of Utah
Schedule of Expenditures of Federal Awards
For the Year Ended June 30, 2022

| Federal Agency/Program or Cluster | ALN Number (Award Number)* | Pass-Through Entity | Pass-Through Identification Number | Directly Expended | Provided to Subrecipients |
|--|-------------------------------|--------------------------------------|---------------------------------------|--------------------|------------------------------|
| Retired and Senior Volunteer Program | 94.002 | Sunshine Terrace Foundation | None Provided | 6,166 | - |
| State Commissions | 94.003 | | | 317,515 | - |
| AmeriCorps | 94.006 | YOUTHBUILD USA | various | 96,848 | - |
| AmeriCorps | 94.006 | | | 3,104,189 | 2,912,611 |
| AmeriCorps | 94.006 | The Corps Network | Various | 153,289 | - |
| Commission Investment Fund | 94.008 | | | 245,528 | - |
| Volunteers in Service to America | 94.013 | | | 257,931 | - |
| CNCS Disaster Response Cooperative Agreement | 94.020 | | | 178,615 | - |
| Volunteer Generation Fund | 94.021 | | 390 | 246,450 | - |
| Total Corporation for National and Community Service | | | | 4,685,258 | 2,913,001 |
| Executive Office of the President | | | | | |
| High Intensity Drug Trafficking Areas Program | 95.001 | | | 771,540 | 339,358 |
| Total Executive Office of the President | | | | 771,540 | 339,358 |
| Social Security Administration | | | | | |
| Disability Insurance/SSI Cluster | | | | | |
| Social Security Disability Insurance | 96.001 | | | 13,986,705 | - |
| Total Disability Insurance/SSI Cluster | | | | 13,986,705 | - |
| Social Security Administration | 96 (VARIOUS) | | | 2,260,083 | - |
| Social Security - Work Incentives Planning and Assistance Program | 96.008 | | | 145,250 | - |
| Total Social Security Administration | | | | 16,392,038 | - |
| Department of Homeland Security | | | | | |
| (COVID-19) Department of Homeland Security | 97 (COVID19PPE) | | | | |
| Department of Homeland Security | 97 (Various) | State of Oregon | Various | 674,637 | - |
| Department of Homeland Security | 97 (Various) | State of California | Various | 1,672,333 | 1,672,333 |
| Department of Homeland Security | 97 (Various) | State of Montana | Various | 3,741,315 | 3,741,315 |
| Non-Profit Security Program | 97.008 | | | 1,302,085 | 1,302,085 |
| Boating Safety Financial Assistance | 97.012 | | | 628,781 | 628,781 |
| Community Assistance Program State Support Services Element (CAP-SSSE) | 97.023 | | | 2,017,638 | - |
| | | | | 112,028 | - |
| (COVID-19) Disaster Grants - Public Assistance (Presidentially Declared Disasters) | 97.036 | | | 183,253,964 | 183,181,014 |
| Disaster Grants - Public Assistance (Presidentially Declared Disasters) | 97.036 | | | 14,645,931 | 14,533,269 |
| Hazard Mitigation Grant | 97.039 | | | 1,623,298 | 1,564,095 |
| National Dam Safety Program | 97.041 | | | 92,906 | - |
| Emergency Management Performance Grants | 97.042 | | | 5,381,624 | 1,998,000 |
| State Fire Training Systems Grants | 97.043 | | | 4,223 | - |
| Assistance to Firefighters Grant | 97.044 | | | 242,514 | - |
| Cooperating Technical Partners | 97.045 | | | 2,229,751 | 11,157 |
| Fire Management Assistance Grant | 97.046 | | | 11,105,710 | - |
| Pre-Disaster Mitigation | 97.047 | | | 3,114,511 | 2,572,716 |
| Homeland Security Grant Program | 97.067 | | | 5,990,470 | 5,472,797 |
| Earthquake Consortium | 97.082 | | | 72,975 | 44,072 |
| Financial Assistance for Countering Violent Extremism | 97.132 | | | 102,199 | 48,150 |
| Total Department of Homeland Security | | | | 238,008,893 | 216,769,784 |
| U. S. Agency for International Development | | | | | |
| USAID Foreign Assistance for Programs Overseas | 98.001 | | | 1,615,777 | 297,405 |
| USAID Foreign Assistance for Programs Overseas | 98.001 | Fundacion para el Desarrollo Agrario | 7200AA2 L CA00030 | 39,568 | - |

*Award number provided either when ALN is incomplete or not available or in association with Research and Development awards, as required

State of Utah
 Schedule of Expenditures of Federal Awards
 For the Year Ended June 30, 2022

| Federal Agency/Program or Cluster | ALN Number (Award Number)* | Pass-Through Entity | Pass-Through Identification Number | Directly Expended | Provided to Subrecipients |
|---|-------------------------------|---------------------|---------------------------------------|-----------------------|------------------------------|
| Foreign Assistance to American Schools and Hospitals Abroad | 98.006 | | | 750,025 | 750,000 |
| Total U. S. Agency for International Development | | | | 2,405,370 | 1,047,405 |
| TOTAL EXPENDITURES OF FEDERAL AWARDS | | | | 10,080,318,671 | 1,698,005,168 |

*Award number provided either when ALN is incomplete or not available or in association with Research and Development awards, as required

Schedule of Expenditures of Federal Awards

By State Agency

- Primary Government Page 64
- Component Units Page 76

State of Utah
 Schedule of Expenditures of Federal Awards by State Agency
 For the Year Ended June 30, 2022

| State Agency | ALN Number (Award Number)* | Pass-Through Entity | Pass-Through Identification Number | Directly Expended | Provided to Subrecipients |
|---|-------------------------------|------------------------------|---------------------------------------|-------------------|------------------------------|
| PRIMARY GOVERNMENT | | | | | |
| Agriculture and Food, Department of | | | | | |
| (COVID-19) Coronavirus State and Local Fiscal Recovery Funds | 21.027 | | | 800,580 | - |
| (COVID-19) Specialty Crop Block Grant Program - Farm Bill | 10.170 | | | 2,470 | - |
| Consolidated Pesticide Enforcement Cooperative Agreements | 66.700 | | | 639,409 | - |
| Cooperative Agreements with States for Intrastate Meat and Poultry Inspection | 10.475 | | | 1,438,317 | - |
| Department of Agriculture | 10 (Various) | | | 15,700 | - |
| Department of Health and Human Services | 93 (No Award Number) | | | 9,577 | - |
| Department of the Interior | 15 (No Award Number) | | | 105,468 | - |
| Farm and Ranch Stress Assistance Network Competitive Grants Program | 10.525 | | | 27,655 | 26,824 |
| Flexible Funding Model - Infrastructure Development and Maintenance for State | 93.367 (5U18FD006397-04) | | | 546,210 | - |
| Manufactured Food Regulatory Programs | 93.103 (Various) | | | 430,186 | - |
| Food and Drug Administration - Research | 10.162 | | | 36,079 | - |
| Inspection Grading and Standardization | 10.163 | | | 70,931 | - |
| Market Protection and Promotion | 10.025 | | | 316,867 | - |
| Plant and Animal Disease, Pest Control, and Animal Care | 93.449 | | | 24,698 | - |
| Ruminant Feed Ban Support Project | 10.902 | | | 340,613 | - |
| Soil and Water Conservation | 10.170 | | | 313,838 | 305,965 |
| Specialty Crop Block Grant Program - Farm Bill | 10.435 | | | 5,103 | - |
| State Mediation Grants | 15.509 | | | 104,125 | - |
| Title II, Colorado River Basin Salinity Control | | | | | |
| Total Agriculture and Food, Department of | | | | 5,227,826 | 332,789 |
| Attorney General | | | | | |
| (COVID-19) Coronavirus State and Local Fiscal Recovery Funds | 21.027 | | | 135,426 | - |
| Children's Justice Grants to States | 93.643 | | | 178,083 | - |
| Department of Justice | 16 (FY22 JLEOTFSA) | | | 3,613 | - |
| Equitable Sharing Program | 16.922 | | | 10,653 | - |
| Improving the Investigation and Prosecution of Child Abuse and the Regional and | | | | | |
| Local Children's Advocacy Centers | 16.758 | National Children's Alliance | VARIOUS | 186,238 | 77,000 |
| Improving the Investigation and Prosecution of Child Abuse and the Regional and | | | | | |
| Local Children's Advocacy Centers | 16.758 | | | 22,666 | - |
| John R. Justice Prosecutors and Defenders Incentive Act | 16.816 | | | 37,146 | - |
| Missing Children's Assistance | 16.543 | | | 441,943 | - |
| Services for Trafficking Victims | 16.320 | | | 273,786 | - |
| State Medicaid Fraud Control Units | 93.775 | | | 1,996,468 | - |
| Total Attorney General | | | | 3,286,022 | 77,000 |
| Commerce, Department of | | | | | |
| Pipeline Safety Program State Base Grant | 20.700 | | | 336,596 | - |
| Total Commerce, Department of | | | | 336,596 | - |
| Corrections, Department of | | | | | |
| Second Chance Act Reentry Initiative | 16.812 | | | 102,517 | - |
| Total Corrections, Department of | | | | 102,517 | - |
| Cultural and Community Engagement | | | | | |
| (COVID-19) Coronavirus State and Local Fiscal Recovery Funds | 21.027 | | | 4,996,222 | - |
| (COVID-19) Grants to States | 45.310 | | | 2,332,231 | 2,052,245 |
| (COVID-19) Promotion of the Arts Partnership Agreements | 45.025 | | | 788,100 | 788,100 |
| AmeriCorps | 94.006 | | | 2,985,058 | 2,912,611 |
| Commission Investment Fund | 94.008 | | | 245,528 | - |

*Award number provided either when ALN is incomplete or not available or in association with Research and Development awards, as required

State of Utah
 Schedule of Expenditures of Federal Awards by State Agency
 For the Year Ended June 30, 2022

| State Agency | ALN Number (Award Number)* | Pass-Through Entity | Pass-Through Identification Number | Directly Expended | Provided to Subrecipients |
|---|-------------------------------|---------------------|---------------------------------------|-------------------|------------------------------|
| Cultural and Paleontological Resources Management | 15.224 | | | 245,408 | - |
| Cultural Resources Management | 15.511 | | | 5,017 | - |
| Education and Human Resources | 47.076 | | | 244,637 | - |
| Foster Grandparent Program | 94.011 | | | 49,015 | - |
| Grants to States | 45.310 | | | 2,053,893 | 701,528 |
| Historic Preservation Fund Grants-In-Aid | 15.904 | | | 801,318 | 127,005 |
| National Leadership Grants | 45.312 | | | 219,084 | 124,931 |
| Promotion of the Arts_Partnership Agreements | 45.025 | | | 758,907 | 534,107 |
| Promotion of the Humanities_Division of Preservation and Access | 45.149 | | | 89,361 | - |
| Senior Companion Program | 94.016 | | | 29,712 | - |
| State Commissions | 94.003 | | | 317,515 | - |
| Volunteer Generation Fund | 94.021 | | | 246,450 | 390 |
| Total Cultural and Community Engagement | | | | 16,407,456 | 7,240,917 |
| Education, Utah State Board of | | | | | |
| (COVID-19) Education Stabilization Fund | 84.425C | | | 19,070,879 | 19,070,879 |
| (COVID-19) Education Stabilization Fund | 84.425D | | | 154,490,468 | 150,889,317 |
| (COVID-19) Education Stabilization Fund | 84.425R | | | 8,965,789 | 4,497,056 |
| (COVID-19) Education Stabilization Fund | 84.425U | | | 69,156,797 | 60,974,190 |
| (COVID-19) Education Stabilization Fund | 84.425V | | | 156,000 | - |
| (COVID-19) Education Stabilization Fund | 84.425W | | | 74,305 | 74,305 |
| Statewide Longitudinal Data Systems | 84.372A | | | 286,550 | - |
| Student Support and Academic Enrichment Program | 84.424A | | | 6,072,583 | 5,910,825 |
| Rural Education | 84.358B | | | 90,419 | 90,419 |
| Twenty-First Century Community Learning Centers | 84.287D | | | 365,080 | 93,053 |
| Migrant Education_Coordination Program | 84.144F | | | 108,996 | - |
| (COVID-19) Special Education_Grants to States | 84.027X | | | 4,306,342 | 4,306,342 |
| (COVID-19) Special Education_Preschool Grants | 84.173X | | | 359,462 | 359,462 |
| (COVID-19) Child and Adult Care Food Program | 10.558 | | | 1,376,095 | 1,376,095 |
| (COVID-19) Coronavirus State and Local Fiscal Recovery Funds | 21.027 | | | 6,617,128 | 6,617,128 |
| (COVID-19) Emergency Food Assistance Program (Administrative Costs) | 10.568 | | | 562,080 | 562,080 |
| (COVID-19) National School Lunch Program | 10.555 | | | 12,013,182 | 12,013,182 |
| (COVID-19) Pandemic EBT Administrative Costs | 10.649 | | | 3,071 | 3,071 |
| Adult Education - Basic Grants to States | 84.002 | | | 4,024,189 | 3,399,156 |
| Career and Technical Education -- Basic Grants to States | 84.048 | | | 15,908,662 | 14,748,376 |
| Child and Adult Care Food Program | 10.558 | | | 2,258,957 | 2,258,957 |
| Child Nutrition Discretionary Grants Limited Availability | 10.579 | | | 353,883 | 353,883 |
| Child Nutrition-Technology Innovation Grant | 10.541 | | | 320,531 | 320,531 |
| Department of Education | 84 (VARIOUS) | | | 179,199 | - |
| Education and Human Resources | 47.076 | | | 86,291 | 42,954 |
| Education for Homeless Children and Youth | 84.196 | | | 543,459 | 436,873 |
| Emergency Food Assistance Program (Administrative Costs) | 10.568 | | | 944,843 | 844,843 |
| Emergency Food Assistance Program (Food Commodities) | 10.569 | | | 12,377,280 | 12,377,280 |
| English Language Acquisition State Grants | 84.365 | | | 4,662,140 | 4,478,776 |
| Fresh Fruit and Vegetable Program | 10.582 | | | 3,293,243 | 3,293,243 |
| Grants for State Assessments and Related Activities | 84.369 | | | 4,696,894 | - |
| Migrant Education_State Grant Program | 84.011 | | | 1,003,568 | 817,471 |
| National School Lunch Program | 10.555 | | | 292,555,755 | 292,089,649 |
| National School Lunch Program | 10.555 | | | 19,160,976 | 19,160,976 |
| School Breakfast Program | 10.553 | | | 44,686,735 | 44,680,187 |
| School Improvement Grants | 84.377 | | | 948,731 | 948,731 |
| Special Education - State Personnel Development | 84.323 | | | 992,479 | 305,510 |
| Special Education_Grants to States | 84.027 | | | 115,419,844 | 107,099,917 |
| Special Education_Preschool Grants | 84.173 | | | 3,402,477 | 3,402,477 |

*Award number provided either when ALN is incomplete or not available or in association with Research and Development awards, as required

State of Utah
 Schedule of Expenditures of Federal Awards by State Agency
 For the Year Ended June 30, 2022

| State Agency | ALN Number (Award Number)* | Pass-Through Entity | Pass-Through Identification Number | Directly Expended | Provided to Subrecipients |
|---|-------------------------------|---------------------------------|---------------------------------------|--------------------|------------------------------|
| Special Education, Technical Assistance and Dissemination to Improve Services and Results for Children with Disabilities | 84.326 | | | 178,552 | - |
| Special Milk Program for Children | 10.556 | | | - | - |
| Special Milk Program for Children | 10.556 | | | 20,841 | 20,841 |
| State Administrative Expenses for Child Nutrition | 10.560 | | | 2,740,836 | - |
| Substance Abuse and Mental Health Services, Projects of Regional and National Significance | 93.243 | | | 1,394,526 | 1,191,259 |
| Summer Food Service Program for Children | 10.559 | | | 1,340,566 | 1,281,269 |
| Supporting Effective Instruction State Grants | 84.367 | | | 13,709,609 | 13,063,060 |
| Title I Grants to Local Educational Agencies | 84.010 | | | 82,919,945 | 81,175,690 |
| Title I State Agency Program for Neglected and Delinquent Children and Youth | 84.013 | | | 1,095,022 | 873,295 |
| Twenty-First Century Community Learning Centers | 84.287 | | | 5,716,612 | 5,117,484 |
| Total Education, Utah State Board of | | | | 921,011,871 | 880,620,092 |
| Environmental Quality, Department of | | | | | |
| (COVID-19) Coronavirus State and Local Fiscal Recovery Funds | 21.027 | | | 199 | - |
| Alternative or Innovative Treatment Technology Research, Demonstration, Training, and Hazardous Substance Research Grants | 66.813 | Environmental Council of States | ITRC-16-UT | 1,893 | - |
| Basic, Applied, and Advanced Research in Science and Engineering | 12.630 | Environmental Council of States | ITRC-16-UT | 1,893 | - |
| Capitalization Grants for Clean Water State Revolving Funds | 66.458 | | | 22,431,609 | 4,471,647 |
| Capitalization Grants for Drinking Water State Revolving Funds | 66.468 | | | 11,662,220 | 8,647,045 |
| Congressionally Mandated Projects | 66.202 | | | 2,346,039 | 18,684 |
| Department of Veterans Affairs | 64 (660-C64019) | | | 43,805 | - |
| Environmental Information Exchange Network Grant Program and Related Assistance | 66.608 | | | 164,335 | - |
| Environmental Quality and Protection Resource Management | 15.236 | | | - | - |
| Environmental Remediation and Waste Processing and Disposal | 81.104 | | | 1,242 | - |
| Lead Testing in School and Child Care Program | 66.444 | | | 140,409 | - |
| Leaking Underground Storage Tank Trust Fund Corrective Action Program | 66.805 | | | 719,247 | - |
| Long-Term Surveillance and Maintenance | 81.136 | | | 16,320 | - |
| Miscellaneous Federal Assistance Actions | 81.502 | Environmental Council of States | ITRC-16-UT | 1,893 | - |
| National Clean Diesel Emissions Reduction Program | 66.039 | | | 692,453 | - |
| Nonpoint Source Implementation Grants | 66.460 | | | 1,016,013 | 225,262 |
| Performance Partnership Grants | 66.605 | | | 6,840,835 | 96,770 |
| Performance Partnership Grants | 66.605 | | | 554,941 | - |
| Regional Wetland Program Development Grants | 66.461 | | | 54,958 | - |
| Small Reclamation Projects | 15.503 | | | 183 | - |
| State and Tribal Response Program Grants | 66.817 | | | 547,970 | - |
| State Clean Diesel Grant Program | 66.040 | | | 39,931 | - |
| State Memorandum of Agreement Program for the Reimbursement of Technical Services | 12.113 | | | 328,706 | - |
| Superfund State and Indian Tribe Combined Cooperative Agreements | 66.961 | | | 1,032,458 | - |
| Superfund State, Political Subdivision, and Indian Tribe Site-Specific Cooperative Agreements | 66.802 | | | 447,320 | - |
| Surveys, Studies, Research, Investigations, Demonstrations, and Special Purpose Activities Relating to the Clean Air Act | 66.034 | | | 640,733 | 19,998 |
| Targeted Air Sheds Grant Program | 66.956 | | | 185,903 | 93,337 |
| Transport of Transuranic Wastes to the Waste Isolation Pilot Plant: States and Tribal Concerns, Proposed Solutions | 81.106 | Western Governor's Association | 30-312-08 WIPP | 20,248 | - |
| Underground Storage Tank Prevention, Detection and Compliance Program | 66.804 | | | 387,797 | - |
| Water Pollution Control State, Interstate, and Tribal Program Support | 66.419 | | | 196,013 | - |

*Award number provided either when ALN is incomplete or not available or in association with Research and Development awards, as required

State of Utah
 Schedule of Expenditures of Federal Awards by State Agency
 For the Year Ended June 30, 2022

| State Agency | ALN Number (Award Number)* | Pass-Through Entity | Pass-Through Identification Number | Directly Expended | Provided to Subrecipients |
|--|-------------------------------|---------------------|---------------------------------------|--------------------|------------------------------|
| Water Quality Management Planning | 66.454 | | | 205 | - |
| Total Environmental Quality, Department of | | | | 50,517,771 | 13,572,743 |
| Governmental Operations - Archives, Department of | | | | | |
| National Historical Publications and Records Grants | 89.003 | | | 39,594 | - |
| Total Governmental Operations - Archives, Department of | | | | 39,594 | - |
| Governmental Operations - DFCM, Department of | | | | | |
| (COVID-19) Coronavirus State and Local Fiscal Recovery Funds | 21.027 | | | 9,858,611 | - |
| Total Governmental Operations - DFCM, Department of | | | | 9,858,611 | - |
| Governmental Operations - DTS, Department of | | | | | |
| (COVID-19) Coronavirus State and Local Fiscal Recovery Funds | 21.027 | | | 7,470,883 | - |
| Total Governmental Operations - DTS, Department of | | | | 7,470,883 | - |
| Governmental Operations, Department of | | | | | |
| Donation of Federal Surplus Personal Property | 39.003 | | | 593,905 | - |
| Total Governmental Operations, Department of | | | | 593,905 | - |
| Governor's Office | | | | | |
| (COVID-19) 2018 HAVA Election Security Grants | 90.404 | | | 204 | - |
| (COVID-19) Coronavirus Emergency Supplemental Funding Program | 16.034 | | | 2,045,817 | 1,981,306 |
| (COVID-19) Coronavirus Relief Fund | 21.019 | | | 39,639,378 | 8,933,362 |
| (COVID-19) Coronavirus Relief Fund - Interest earned on advanced funds | 21.019 | | | 373,335 | - |
| (COVID-19) Coronavirus Relief Fund (FEMA Cost Swap) | 21.019 | | | 99,051,377 | - |
| (COVID-19) Coronavirus State and Local Fiscal Recovery Funds | 21.027 | | | 15,000,000 | - |
| (COVID-19) Coronavirus State and Local Fiscal Recovery Funds | 21.027 | | | 46,542,067 | 46,337,511 |
| (COVID-19) Coronavirus State and Local Fiscal Recovery Funds | 21.027 | | | 339,054,175 | - |
| (COVID-19) Economic Adjustment Assistance | 11.307 | | | 125,992 | 50,000 |
| (COVID-19) Relief Fund - Beginning Loan Balance | 21.019 | | | 9,690,210 | - |
| 2018 HAVA Election Security Grants | 90.404 | | | 417,984 | 73,032 |
| Crime Victim Assistance | 16.575 | | | 21,680,549 | 20,748,266 |
| Crime Assistance/Discretionary Grants | 16.582 | | | 503,633 | - |
| Crime Victim Compensation | 16.576 | | | 1,875,765 | - |
| Edward Byrne Memorial Competitive Grant Program | 16.751 | | | 57,273 | 57,273 |
| Edward Byrne Memorial Justice Assistance Grant Program | 16.738 | | | 1,020,605 | 904,533 |
| Help America Vote Act Requirements Payments | 90.401 | | | 19,278 | - |
| Juvenile Justice and Delinquency Prevention Allocation to States | 16.540 | | | 419,754 | 205,816 |
| National Criminal History Improvement Program (NCHIP) | 16.554 | | | 590,049 | 590,049 |
| NICS Act Record Improvement Program | 16.813 | | | 40,884 | 40,884 |
| Residential Substance Abuse Treatment for State Prisoners | 16.593 | | | 152,316 | 145,341 |
| Sexual Assault Services Formula Program | 16.017 | | | 401,760 | 380,226 |
| State Justice Statistics Program for Statistical Analysis Centers | 16.550 | | | 50,068 | - |
| Violence Against Women Formula Grants | 16.588 | | | 1,809,399 | 168,606 |
| Total Governor's Office | | | | 580,561,872 | 80,616,205 |
| Governor's Office of Economic Development | | | | | |
| (COVID-19) Coronavirus State and Local Fiscal Recovery Funds | 21.027 | | | 14,988,649 | - |
| (COVID-19) Coronavirus State and Local Fiscal Recovery Funds | 21.027 | | | 11,000,000 | - |
| Procurement Technical Assistance For Business Firms | 12.002 | | | 653,974 | - |
| Rural Business Development Grant | 10.351 | | | 24,000 | - |
| Special Assistance | 12.600 | | | 1,362,921 | - |
| Total Governor's Office of Economic Development | | | | 28,029,544 | - |

*Award number provided either when ALN is incomplete or not available or in association with Research and Development awards, as required

State of Utah
 Schedule of Expenditures of Federal Awards by State Agency
 For the Year Ended June 30, 2022

| State Agency | ALN Number (Award Number)* | Pass-Through Entity | Pass-Through Identification Number | Directly Expended | Provided to Subrecipients |
|---|-------------------------------|---------------------|---------------------------------------|-------------------|------------------------------|
| Health and Human Services, Department of | | | | | |
| Special Education-Grants for Infants and Families | 84.181A | | | 5,011,594 | 3,584,226 |
| (COVID-19) Activities to Support State, Tribal, Local and Territorial (STLT) Health Department Response to Public Health or Healthcare Crises | 93.391 | | | 4,096,735 | 3,143,129 |
| (COVID-19) Behavioral Risk Factor Surveillance System | 93.336 | | | 13,450 | - |
| (COVID-19) Block Grants for Community Mental Health Services | 93.958 | | | 2,264,750 | 1,860,484 |
| (COVID-19) Block Grants for Prevention and Treatment of Substance Abuse | 93.959 | | | 3,111,544 | 2,301,541 |
| (COVID-19) Chafee Education and Training Vouchers Program (ETV) | 93.599 | | | 150,979 | - |
| (COVID-19) Chafee Foster Care Independence Program | 93.674 | | | 818,360 | - |
| (COVID-19) Child Abuse and Neglect State Grants | 93.669 | | | 952 | - |
| (COVID-19) Community-Based Child Abuse Prevention Grants | 93.590 | | | 251,250 | 222,978 |
| (COVID-19) Coronavirus State and Local Fiscal Recovery Funds | 21.027 | | | 8,913,814 | 6,976,681 |
| (COVID-19) Coronavirus State and Local Fiscal Recovery Funds | 21.027 | | | 1,737,794 | - |
| (COVID-19) Developmental Disabilities Basic Support and Advocacy Grants | 93.630 | | | 26,243 | 9,918 |
| (COVID-19) Developmental Disabilities Basic Support and Advocacy Grants | 93.630 | | | 3,037 | - |
| (COVID-19) Elder Abuse Prevention Interventions Program | 93.747 | | | 318,368 | 318,368 |
| (COVID-19) Emergency Grants to Address Mental and Substance Use Disorders During COVID-19 | 93.665 | | | 271,326 | 70,299 |
| (COVID-19) Emergency Grants to Address Mental and Substance Use Disorders During COVID-19 | 93.665 | | | 2,111,960 | 45,279 |
| (COVID-19) Epidemiology and Laboratory Capacity for Infectious Diseases (ELC) | 93.323 | | | 88,051,413 | 25,742,665 |
| (COVID-19) Family Violence Prevention and Services/ Sexual Assault/Rape Crisis Services and Supports | 93.497 | | | 5,007 | 3,745 |
| (COVID-19) Family Violence Prevention and Services/Domestic Violence Shelter and Supportive Services | 93.671 | | | 47,322 | - |
| (COVID-19) Family Violence Prevention and Services/Domestic Violence Shelter and Supportive Services | 93.671 | | | 80,924 | 74,020 |
| (COVID-19) Family Violence Prevention and Services/Domestic Violence Shelter and Supportive Services | 93.671 | | | 594,034 | 594,034 |
| (COVID-19) HIV Care Formula Grants | 93.917 | | | 2,169 | - |
| (COVID-19) Immunization Cooperative Agreements | 93.268 | | | 11,015,683 | 9,405,354 |
| (COVID-19) Maternal, Infant and Early Childhood Home Visiting Grant Program | 93.870 | | | 135,006 | 121,507 |
| (COVID-19) Medical Assistance Program | 93.778 | | | 190,329,090 | 3,136,482 |
| (COVID-19) National Bioterrorism Hospital Preparedness Program | 93.889 | | | 319,001 | 73,074 |
| (COVID-19) National Family Caregiver Support, Title III, Part E | 93.052 | | | 278,400 | 278,400 |
| (COVID-19) Preventive Health Services_Sexually Transmitted Diseases Control Grants | 93.977 | | | 476,229 | 353,138 |
| (COVID-19) Promoting Safe and Stable Families | 93.556 | | | 403,974 | - |
| (COVID-19) Provider Relief Fund | 93.498 | | | 141,288 | - |
| (COVID-19) Public Health Emergency Response: Cooperative Agreement for Emergency Response: Public Health Crisis Response | 93.354 | | | 2,464,878 | 1,737,086 |
| (COVID-19) Small Rural Hospital Improvement Grant Program | 93.301 | | | 175,043 | 164,429 |
| (COVID-19) Special Programs for the Aging_ Title III, Part B_ Grants for Supportive Services and Senior Centers | 93.044 | | | 78,736 | 78,736 |
| (COVID-19) Special Programs for the Aging_ Title III, Part B_ Grants for Supportive Services and Senior Centers | 93.044 | | | 925,200 | 925,200 |
| (COVID-19) Special Programs for the Aging_ Title III, Part C_ Nutrition Services | 93.045 | | | 603,600 | 603,600 |
| (COVID-19) Special Programs for the Aging_ Title III, Part C_ Nutrition Services | 93.045 | | | 2,008,903 | 2,008,903 |

*Award number provided either when ALN is incomplete or not available or in association with Research and Development awards, as required

State of Utah
Schedule of Expenditures of Federal Awards by State Agency
For the Year Ended June 30, 2022

| State Agency | ALN Number (Award Number)* | Pass-Through Entity | Pass-Through Identification Number | Directly Expended | Provided to Subrecipients |
|--|-------------------------------|---|---------------------------------------|-------------------|------------------------------|
| (COVID-19) Special Programs for the Aging_ Title III, Part D_ Disease Prevention and Health Promotion Services | 93.043 | | | 87,600 | 87,600 |
| (COVID-19) Special Programs for the Aging_ Title VII, Chapter 2_ Long Term Care Ombudsman Services for Older Individuals | 93.042 | | | 19,200 | 19,200 |
| (COVID-19) Stephanie Tubbs Jones Child Welfare Services Program | 93.645 | | | 399,273 | - |
| ACA-Transforming Clinical Practice Initiative: Support and Alignment Networks (SANS) | 93.639 | | | 103,622 | - |
| Adoption and Legal Guardianship Incentive Payments | 93.603 | | | 570,060 | - |
| Adoption Assistance | 93.659 | | | 14,148,431 | - |
| Adult Viral Hepatitis Prevention and Control | 93.270 | | | 384,059 | 107,469 |
| Affordable Care Act (ACA) Abstinence Education Program | 93.235 | | | 378,850 | 306,387 |
| Affordable Care Act (ACA) Personal Responsibility Education Program | 93.092 | | | 468,721 | 392,437 |
| Assistance Programs for Chronic Disease Prevention and Control | 93.945 | | | 287,581 | - |
| Behavioral Risk Factor Surveillance System | 93.336 | | | 485,340 | - |
| Birth Defects and Developmental Disabilities - Prevention and Surveillance | 93.073 | | | 341,499 | - |
| Block Grants for Community Mental Health Services | 93.958 | | | 8,003,858 | 5,795,372 |
| Block Grants for Prevention and Treatment of Substance Abuse | 93.959 | | | 20,269,907 | 16,706,313 |
| Cancer Prevention and Control Programs for State, Territorial and Tribal Organizations | 93.898 | | | 3,482,736 | 205,382 |
| Chafee Education and Training Vouchers Program (ETV) | 93.599 | | | 134,259 | - |
| Chafee Foster Care Independence Program | 93.674 | | | 803,694 | - |
| Child Abuse and Neglect State Grants | 93.669 | | | 564,043 | - |
| Child Support Enforcement | 93.563 | | | 21,099,587 | - |
| Childhood Lead Poisoning Prevention Projects_State and Local Childhood Lead Poisoning Prevention and Surveillance of Blood Lead Levels in Children | 93.197 | | | 134,898 | 21,448 |
| Children's Health Insurance Program | 93.767 | | | 104,040,697 | 109,786 |
| Chronic Diseases: Research, Control, and Prevention | 93.068 | | | 56,672 | - |
| Commodity Supplemental Food Program | 10.565 | | | 260,687 | - |
| Community Programs to Improve Minority Health Grant Program | 93.137 | | | 359,465 | 226,234 |
| Community-Based Child Abuse Prevention Grants | 93.590 | | | 459,098 | 306,156 |
| Comprehensive Community Mental Health Services for Children with Serious Emotional Disturbances (SED) | 93.104 | | | 1,487,197 | 307,433 |
| Cooperative Agreements to Promote Adolescent Health through School-Based HIV/STD Prevention and School-Based Surveillance | 93.079 | | | 87,582 | - |
| Cooperative Agreements to States/Territories for the Coordination and Development of Primary Care Offices | 93.130 | | | 147,881 | 9,360 |
| Cooperative Agreements to Support State-Based Safe Motherhood and Infant Health Initiative Programs | 93.946 | | | 307,698 | - |
| Crime Victim Assistance/Discretionary Grants | 16.582 | | | 125,317 | 125,317 |
| Crime Victim Assistance/Discretionary Grants | 16.582 | International Association of Chiefs of Police | 2019V3GXK007 | 12,810 | - |
| Department of Health and Human Services | 93 (2205-UT-5002) | | | 193,472 | - |
| Developmental Disabilities Basic Support and Advocacy Grants | 93.630 | | | 668,670 | 165,535 |
| Disabilities Prevention | 93.184 | | | 311,642 | 41,909 |
| Drug Court Discretionary Grant Program | 16.585 | | | 269,877 | 199,084 |
| Early Hearing Detection and Intervention Information System (EHDI-IS) Surveillance Program | 93.314 | | | 161,802 | - |
| Education, Training, and Enhanced Services to End Violence Against and Abuse of Women with Disabilities | 16.529 | | | 29,427 | - |
| Elder Abuse Prevention Interventions Program | 93.747 | | | 108,845 | 108,845 |
| Elder Abuse Prevention Interventions Program | 93.747 | Benjamin Rose Institute | 90EJIG0020-01-00 | 32,452 | - |
| Emergency Medical Services for Children | 93.127 | | | 76,377 | 35,768 |
| Environmental Public Health and Emergency Response | 93.070 | | | 1,321,239 | 166,788 |

*Award number provided either when ALN is incomplete or not available or in association with Research and Development awards, as required

State of Utah
 Schedule of Expenditures of Federal Awards by State Agency
 For the Year Ended June 30, 2022

| State Agency | ALN Number (Award Number)* | Pass-Through Entity | Pass-Through Identification Number | Directly Expended | Provided to Subrecipients |
|--|-------------------------------|---------------------|---------------------------------------|-------------------|------------------------------|
| Epidemiology and Laboratory Capacity for Infectious Diseases (ELC) | 93.323 | | | 5,315,021 | 383,711 |
| Evidence-Based Falls Prevention Programs Financed Solely by Prevention and Public Health Funds (PPHF) | 93.761 | | | 6,039 | 2,458 |
| Family Violence Prevention and Services/Domestic Violence Shelter and Supportive Services | 93.671 | | | 1,294,811 | 1,239,465 |
| Food Insecurity Nutrition Incentive Grants Program | 10.331 | | | 167,608 | - |
| Foster Care Title IV-E | 93.658 | | | 25,316,417 | - |
| Foster Care Title IV-E | 93.658 | | | 15,678 | - |
| Grants to States for Loan Repayment Program | 93.165 | | | 269,090 | - |
| Grants to States for Operation of State Offices of Rural Health | 93.913 | | | 202,661 | 32,970 |
| Harold Rogers Prescription Drug Monitoring Program | 16.754 | | | 704,301 | 62,810 |
| HIV Care Formula Grants | 93.917 | | | 4,929,940 | 51,452 |
| HIV Prevention Activities Health Department Based | 93.940 | | | 1,186,855 | 139,997 |
| Immunization Cooperative Agreements | 93.268 | | | 32,467,065 | 29,924,947 |
| Improving the Health of Americans through Prevention and Management of Diabetes and Heart Disease and Stroke-Financed in part by 2018 Prevention and Public Health Funds | 93.426 | | | 1,865,289 | 457,600 |
| Injury Prevention and Control Research and State and Community Based Programs | 93.136 | | | 5,801,610 | 1,331,963 |
| Innovative State and Local Public Health Strategies to prevent and Manage Diabetes and Heart Disease and Stroke- | 93.435 | | | 2,071,290 | 1,347,316 |
| Maternal and Child Health Federal Consolidated Programs | 93.110 | | | 392,036 | 17,759 |
| Maternal and Child Health Services Block Grant to the States | 93.994 | | | 5,015,910 | 1,710,795 |
| Maternal, Infant and Early Childhood Home Visiting Grant Program | 93.870 | | | 3,212,317 | 2,799,660 |
| Medical Assistance Program | 93.778 | | | 3,193,406,942 | 47,501,534 |
| Medical Reserve Corps Small Grant Program | 93.008 | | | 55,847 | 38,848 |
| Medicare Enrollment Assistance Program | 93.071 | | | 138,859 | 138,859 |
| Mental and Behavioral Health Education and Training Grants | 93.732 | | | 132,280 | - |
| Mental Health Disaster Assistance and Emergency Mental Health | 93.982 | | | 972,977 | - |
| National and State Tobacco Control Program | 93.387 | | | 1,149,777 | 536,156 |
| National Bioterrorism Hospital Preparedness Program | 93.889 | | | 2,230,702 | 1,457,669 |
| National Family Caregiver Support, Title III, Part E | 93.052 | | | 1,274,449 | 1,274,449 |
| Nutrition Services Incentive Program | 93.053 | | | 1,309,352 | 1,309,352 |
| Opioid STR | 93.788 | | | 10,860,190 | 6,453,219 |
| Preventing Maternal Deaths: Supporting Maternal Mortality Review Committees | 93.478 | | | 324,306 | 25,496 |
| Preventive Health and Health Services Block Grant | 93.991 | | | 1,582,753 | 1,355,684 |
| Preventive Health Services Sexually Transmitted Diseases Control Grants | 93.977 | | | 1,098,394 | 422,287 |
| Project Grants and Cooperative Agreements for Tuberculosis Control Programs | 93.116 | | | 288,149 | 169,662 |
| Projects for Assistance in Transition from Homelessness (PATH) | 93.150 | | | 593,848 | 569,584 |
| Promoting Safe and Stable Families | 93.556 | | | 1,719,098 | 124,960 |
| Promoting Safe and Stable Families | 93.556 | | | 1,109,436 | - |
| Public Health Emergency Preparedness | 93.069 | | | 7,098,364 | 4,688,514 |
| Second Chance Act Reentry Initiative | 16.812 | | | 167,131 | - |
| Senior Community Service Employment Program | 17.235 | | | 407,853 | 407,853 |
| Small Rural Hospital Improvement Grant Program | 93.301 | | | 138,089 | 113,606 |
| Social Services Block Grant | 93.667 | | | 22,439,573 | 2,044,773 |
| Special Education-Grants for Infants and Families | 84.181 | | | 452,835 | 415,742 |
| Special Programs for the Aging Title III, Part B Grants for Supportive Services and Senior Centers | 93.044 | | | 2,642,604 | 2,642,604 |
| Special Programs for the Aging Title III, Part C Nutrition Services | 93.045 | | | 2,826,045 | 2,826,045 |
| Special Programs for the Aging Title III, Part C Nutrition Services | 93.045 | | | 2,046,759 | 2,046,759 |

*Award number provided either when ALN is incomplete or not available or in association with Research and Development awards, as required

State of Utah
 Schedule of Expenditures of Federal Awards by State Agency
 For the Year Ended June 30, 2022

| State Agency | ALN Number (Award Number)* | Pass-Through Entity | Pass-Through Identification Number | Directly Expended | Provided to Subrecipients |
|---|-------------------------------|----------------------------------|---------------------------------------|----------------------|------------------------------|
| Special Programs for the Aging_ Title III, Part D_ Disease Prevention and Health Promotion Services | 93.043 | | | 156,057 | 156,057 |
| Special Programs for the Aging_ Title IV_ and Title II_ Discretionary Projects | 93.048 | | | 198,026 | 198,026 |
| Special Programs for the Aging_ Title VII, Chapter 2_ Long Term Care Ombudsman Services for Older Individuals | 93.042 | | | 149,974 | 149,974 |
| Special Programs for the Aging_ Title VII, Chapter 3_ Programs for Prevention of Elder Abuse, Neglect, and Exploitation | 93.041 | | | 24,799 | 24,799 |
| Special Supplemental Nutrition Program for Women, Infants, and Children | 10.557 | | | 36,594,599 | 34,637,995 |
| State Capacity Building | 93.240 | | | 204,789 | - |
| State Health Insurance Assistance Program | 93.324 | | | 415,627 | 415,627 |
| State Physical Activity and Nutrition (SPAN) | 93.439 | | | 885,482 | 209,849 |
| State Rural Hospital Flexibility Program | 93.241 | | | 761,377 | 373,861 |
| State Survey and Certification of Health Care Providers and Suppliers (Title XVIII) | | | | | |
| Medicare | 93.777 | | | 3,740,147 | - |
| Stephanie Tubbs Jones Child Welfare Services Program | 93.645 | | | 3,946,700 | - |
| Strengthening the Medical Examiner - Coroner System | 16.037 | | | 851 | - |
| Substance Abuse and Mental Health Services_ Projects of Regional and National Significance | 93.243 | | | 5,689,232 | 3,652,072 |
| The CDC Public Health Cancer Genomics Program: Translating Research into Public Health Practice | 93.380 | | | 501,288 | - |
| Title IV-E Kinship Navigator Program | 93.471 | | | 207,680 | - |
| Title IV-E Prevention and Family Services and Programs | 93.472 | | | 987,344 | - |
| Traumatic Brain Injury State Demonstration Grant Program | 93.234 | | | 129,411 | - |
| Universal Newborn Hearing Screening | 93.251 | | | 247,572 | 52,746 |
| WELL-INTEGRATED SCREENING AND EVALUATION FOR WOMEN ACROSS THE NATION (WISEWOMAN) | 93.436 | | | 1,143,534 | 438,450 |
| WIC Grants to States (WGS) | 10.578 | | | 2,255,767 | 282,084 |
| Total Health and Human Services, Department of | | | | 3,914,858,987 | 245,935,197 |
| Insurance, Department of | | | | | |
| (COVID-19) Coronavirus State and Local Fiscal Recovery Funds | 21.027 | | | 41,791 | - |
| Total Insurance, Department of | | | | 41,791 | - |
| Judicial Branch | | | | | |
| (COVID-19) Coronavirus State and Local Fiscal Recovery Funds | 21.027 | | | 3,750,431 | - |
| Grants to States for Access and Visitation Programs | 93.597 | | | 100,000 | - |
| Rural Domestic Violence, Dating Violence, Sexual Assault, and Stalking Assistance Program | 16.589 | Utah Domestic Violence Coalition | 15J0VW-21-GG-0082-RURA | 33,232 | - |
| State Court Improvement Program | 93.586 | | | 497,485 | - |
| Total Judicial Branch | | | | 4,381,148 | - |
| Labor Commission | | | | | |
| Compensation and Working Conditions | 17.005 | | | 98,900 | - |
| Consultation Agreements | 17.504 | | | 704,400 | - |
| Employment Discrimination_ Title VII of the Civil Rights Act of 1964 | 30.001 | | | 384,000 | - |
| Fair Housing Assistance Program_ State and Local | 14.401 | | | 120,000 | - |
| Occupational Safety and Health_ State Program | 17.503 | | | 1,714,700 | - |
| Total Labor Commission | | | | 3,022,000 | - |
| Natural Resources, Department of | | | | | |
| (COVID-19) Coronavirus State and Local Fiscal Recovery Funds | 21.027 | | | 742,746 | - |
| Abandoned Mine Land Reclamation (AMLR) | 15.252 | | | 2,919,136 | - |
| BLM Wildland Urban Interface Community Fire Assistance | 15.228 | | | 53,126 | - |

*Award number provided either when ALN is incomplete or not available or in association with Research and Development awards, as required

State of Utah
 Schedule of Expenditures of Federal Awards by State Agency
 For the Year Ended June 30, 2022

| State Agency | ALN Number (Award Number)* | Pass-Through Entity | Pass-Through Identification Number | Directly Expended | Provided to Subrecipients |
|---|-------------------------------|---------------------|---------------------------------------|-------------------|------------------------------|
| Boating Safety Financial Assistance | 97,012 | | | 2,017,638 | - |
| Clean Vessel Act | 15,616 | | | 203,385 | - |
| Community Economic Adjustment Assistance for Compatible Use and Joint Land Use Studies | 12,610 | | | - | - |
| Cooperative Endangered Species Conservation Fund | 15,615 | | | 180,291 | - |
| Cooperative Fire Protection Agreement | 10,703 | | | 50,750 | - |
| Cooperative Forestry Assistance | 10,664 | | | 3,486,864 | 378,177 |
| Cooperative Research and Training Programs – Resources of the National Park System | 15,945 | | | 8,177 | - |
| Cultural and Paleontological Resources Management | 15,224 | | | 52,571 | - |
| Desert and Southern Rockies Landscape Conservation Cooperatives | 15,557 | | | 19,598 | - |
| Economic Adjustment Assistance | 11,307 | | | 253,825 | 98,633 |
| Environmental Quality and Protection Resource Management | 15,236 | | | 480,622 | - |
| Environmental Quality Incentives Program | 10,912 | | | 144,933 | - |
| Fish and Wildlife Coordination Act | 15,517 | | | 125,509 | - |
| Fish and Wildlife Management Assistance | 15,608 | | | 692,846 | - |
| Fish, Wildlife and Plant Conservation Resource Management | 15,231 | | | 97,665 | - |
| Fisheries and Aquatic Resources Management | 15,244 | | | 60,875 | - |
| Forest Health Protection | 10,680 | | | 11,750 | - |
| Forest Legacy Program | 10,676 | | | 75,904 | - |
| Forests and Woodlands Resource Management | 15,233 | | | 10,893,318 | - |
| Good Neighbor Authority | 10,691 | | | 2,311,418 | - |
| Legacy Resource Management Program | 12,632 | | | 35,650 | - |
| Long-Term Surveillance and Maintenance | 81,136 | | | 226,124 | - |
| Migratory Bird Monitoring, Assessment and Conservation | 15,655 | | | 15,856 | - |
| Multipurpose Grants to States and Tribes | 66,204 | | | 2,939 | - |
| National Cooperative Geologic Mapping | 15,810 | | | 451,598 | 20,000 |
| National Dam Safety Program | 97,041 | | | 92,906 | - |
| National Geological and Geophysical Data Preservation | 15,814 | | | 74,792 | - |
| National Ground-Water Monitoring Network | 15,980 | | | 18,465 | - |
| National Park Service Conservation, Protection, Outreach, and Educator | 15,954 | | | 12,471 | - |
| Natural Resource Stewardship | 15,944 | | | 4,376 | - |
| Outdoor Recreation, Acquisition, Development and Planning | 15,916 | | | 791,102 | - |
| Partnership Agreements | 10,699 | | | 33,831 | - |
| Performance Partnership Grants | 66,605 | | | 27,697 | - |
| Plant and Animal Disease, Pest Control, and Animal Care | 10,025 | | | 63,264 | - |
| Recreation Resource Management | 15,225 | | | 33,965 | - |
| Recreation Resources Management | 15,524 | | | 3,783,309 | - |
| Recreational Trails Program | 20,219 | | | 1,218,065 | - |
| Regional Conservation Partnership Program | 10,932 | | | 52,855 | - |
| Regional Wetland Program Development Grants | 66,461 | | | 243,125 | 4,432 |
| Regulation of Surface Coal Mining and Surface Effects of Underground Coal Mining | 15,250 | | | 1,936,803 | - |
| Soil and Water Conservation | 10,902 | | | 57,886 | - |
| Sport Fish Restoration | 15,605 | | | 6,856,599 | - |
| State Energy Program | 81,041 | | | 669,327 | 53,208 |
| State Energy Program Loans - Beginning Loan Balance | 81,119 | | | 987,973 | - |
| State Energy Program Special Projects | 66,433 | | | 101,321 | - |
| State Underground Water Source Protection | 15,634 | | | 775,853 | - |
| State Wildlife Grants | 15,504 | | | 632,785 | - |
| Title XVI Water Reclamation and Reuse | 15,808 | | | 95,997 | - |
| U.S. Geological Survey_ Research and Data Collection | 15,529 | | | 1,337,211 | - |
| Upper Colorado and San Juan River Basins Endangered Fish Recovery | 15,535 | | | 216,396 | - |
| Upper Colorado River Basin Fish and Wildlife Mitigation | | | | | |

*Award number provided either when ALN is incomplete or not available or in association with Research and Development awards, as required

State of Utah
Schedule of Expenditures of Federal Awards by State Agency
For the Year Ended June 30, 2022

| State Agency | ALN Number (Award Number)* | Pass-Through Entity | Pass-Through Identification Number | Directly Expended | Provided to Subrecipients |
|--|-------------------------------|---------------------|---------------------------------------|--------------------|------------------------------|
| Urban and Community Forestry Program | 10.675 | | | 21,645 | - |
| WaterSMART (Sustaining and Manage America's Resources for Tomorrow) | 15.507 | | | 68,544 | - |
| Wildlife Resource Management | 15.247 | | | 133,449 | - |
| Wildlife Restoration and Basic Hunter Education | 15.611 | | | 19,616,310 | - |
| Total Natural Resources, Department of | | | | 65,573,436 | 554,450 |
| Public Safety, Department of | | | | | |
| (COVID-19) Department of Homeland Security | 97 (COVID19PPE) | | | 674,637 | - |
| (COVID-19) Disaster Grants - Public Assistance (Presidentially Declared Disasters) | 97.036 | | | 183,253,964 | 183,181,014 |
| Commercial Driver's License Program Improvement Grant | 20.232 | | | 13,073 | - |
| Community Assistance Program State Support Services Element (CAP-SSSE) | 97.023 | | | 112,028 | - |
| Cooperating Technical Partners | 97.045 | | | 2,229,751 | 11,157 |
| Department of Homeland Security | 97 (Various) | State of Oregon | Various | 1,672,333 | 1,672,333 |
| Department of Homeland Security | 97 (Various) | State of California | Various | 3,741,315 | 3,741,315 |
| Department of Homeland Security | 97 (Various) | State of Montana | Various | 1,302,085 | 1,302,085 |
| Disaster Grants - Public Assistance (Presidentially Declared Disasters) | 97.036 | | | 14,645,931 | 14,533,269 |
| DNA Backlog Reduction Program | 16.741 | | | 839,864 | - |
| Earthquake Consortium | 97.082 | | | 72,975 | 44,072 |
| Emergency Management Performance Grants | 97.042 | | | 3,508,067 | 1,198,000 |
| Emergency Management Performance Grants | 97.042 | | | 1,058,919 | 800,000 |
| Emergency Management Performance Grants | 97.042 | | | 814,637 | - |
| Equitable Sharing Program | 16.922 | | | 125,244 | - |
| Financial Assistance for Countering Violent Extremism | 97.132 | | | 102,199 | 48,150 |
| Fire Management Assistance Grant | 97.046 | | | 11,105,710 | - |
| Hazard Mitigation Grant | 97.039 | | | 1,623,298 | 1,564,095 |
| High Intensity Drug Trafficking Areas Program | 95.001 | | | 771,540 | 339,358 |
| Homeland Security Grant Program | 97.067 | | | 5,990,470 | 5,472,797 |
| Interagency Hazardous Materials Public Sector Training and Planning Grants | 20.703 | | | 213,089 | 18,122 |
| National Highway Traffic Safety Administration (NHTSA) Discretionary Safety Grants | 20.614 | | | 82,003 | - |
| National Institute of Justice Research, Evaluation, and Development Project Grants | 16.560 | | | 74,715 | 74,715 |
| National Priority Safety Programs | 20.616 | | | 2,220,228 | 443,875 |
| National Sexual Assault Kit Initiative | 16.833 | | | 358,145 | - |
| Non-Profit Security Program | 97.008 | | | 628,781 | 628,781 |
| Paul Coverdell Forensic Sciences Improvement Grant Program | 16.742 | | | 252,615 | 86,870 |
| Pre-Disaster Mitigation | 97.047 | | | 3,114,511 | 2,572,716 |
| State and Community Highway Safety | 20.600 | | | 2,633,466 | 546,192 |
| Total Public Safety, Department of | | | | 243,235,594 | 218,278,916 |
| Student Assistance Programs | | | | | |
| Federal Family Education Loans Reinsurance - Beginning Guarantee Amount | 84.032 | | | 562,009,375 | - |
| Federal Family Education Loans Reinsurance - Guarantees Made | 84.032 | | | 11,774,405 | - |
| STUDENT LOAN GUARANTEE PROGRAM FEES | 84.032 | | | 603,982 | - |
| STUDENT LOAN PURCHASE PROGRAM, NET | 84.032 | | | (16,798,837) | - |
| Total Student Assistance Programs | | | | 557,588,925 | - |
| Tax Commission | | | | | |
| Federal Oil and Gas Royalty Management State and Tribal Coordination | 15.427 | | | 567,123 | - |
| Total Tax Commission | | | | 567,123 | - |
| Transportation, Department of | | | | | |

*Award number provided either when ALN is incomplete or not available or in association with Research and Development awards, as required

State of Utah
 Schedule of Expenditures of Federal Awards by State Agency
 For the Year Ended June 30, 2022

| State Agency | ALN Number (Award Number)* | Pass-Through Entity | Pass-Through Identification Number | Directly Expended | Provided to Subrecipients |
|---|-------------------------------|---------------------|---------------------------------------|--------------------|------------------------------|
| (COVID-19) Airport Improvement Program | 20.106 | | | 3,913 | - |
| (COVID-19) Formula Grants for Rural Areas | 20.509 | | | 7,405,118 | 7,355,701 |
| (COVID-19) Highway Planning and Construction | 20.205 | | | 5,643,464 | - |
| Airport Improvement Program | 20.106 | | | 243,016 | - |
| Bus and Bus Facilities Formula Program | 20.526 | | | 229,286 | 229,286 |
| Enhanced Mobility of Seniors and Individuals with Disabilities | 20.513 | | | 3,490,389 | 2,521,268 |
| Formula Grants for Rural Areas | 20.509 | | | 5,572,706 | 3,969,110 |
| Highway Planning and Construction | 20.205 | | | 339,615,345 | 6,099,161 |
| Highway Planning and Construction | 20.205 | | | 6,654,104 | - |
| Highway Research and Development Program | 20.200 (Various) | | | 2,147,361 | - |
| Highway Research and Development Program | 20.200 | | | 587,598 | - |
| Highway Training and Education | 20.215 | | | 146,087 | - |
| Metropolitan Transportation Planning and State and Non-Metropolitan Planning and Research | 20.505 | | | 1,280,875 | 1,232,454 |
| Motor Carrier Safety Assistance | 20.218 | | | 3,155,895 | - |
| Motor Carrier Safety Assistance High Priority Activities Grants and Cooperative Agreements | 20.237 | | | 487,162 | - |
| National Infrastructure Investments | 20.933 | | | 1,109 | - |
| Rail Fixed Guideway Public Transportation System State Safety Oversight Formula Grant Program | 20.528 | | | 352,982 | - |
| Total Transportation, Department of | | | | 377,016,410 | 21,406,980 |
| Utah National Guard | | | | | |
| Department of Justice | 16 (various) | | | 4,696,803 | - |
| Military Construction, National Guard | 12.400 | | | 3,303,011 | - |
| National Guard Military Operations and Maintenance (O&M) Projects | 12.401 | | | 22,024,614 | - |
| National Guard Military Operations and Maintenance (O&M) Projects | 12.401 | | | 3,250,726 | - |
| National Guard Military Operations and Maintenance (O&M) Projects | 12.401 | | | 1,798,134 | - |
| National Guard Military Operations and Maintenance (O&M) Projects | 12.401 | | | 68,068 | - |
| National Guard Military Operations and Maintenance (O&M) Projects | 12.401 | | | 43,194 | - |
| National Guard Military Operations and Maintenance (O&M) Projects | 12.401 | | | 130,057 | - |
| National Guard Military Operations and Maintenance (O&M) Projects | 12.401 | | | 2,151,740 | - |
| National Guard Military Operations and Maintenance (O&M) Projects | 12.401 | | | 1,694,826 | - |
| National Guard Military Operations and Maintenance (O&M) Projects | 12.401 | | | 413,207 | - |
| National Guard Military Operations and Maintenance (O&M) Projects | 12.401 | | | 1,623,848 | - |
| National Guard Military Operations and Maintenance (O&M) Projects | 12.401 | | | 434,336 | - |
| National Guard Military Operations and Maintenance (O&M) Projects | 12.401 | | | 123,381 | - |
| National Guard Military Operations and Maintenance (O&M) Projects | 12.401 | | | 121,300 | - |
| National Guard Military Operations and Maintenance (O&M) Projects | 12.401 | | | 898,841 | - |
| National Guard Military Operations and Maintenance (O&M) Projects | 12.401 | | | 2,251,676 | - |
| Total Utah National Guard | | | | 45,027,762 | - |
| Veterans' and Military Affairs, Department of | | | | | |
| (COVID-19) Veterans State Nursing Home Care | 64.015 | | | 3,773,154 | 3,773,154 |
| Burial Expenses Allowance for Veterans | 64.101 | | | 364,234 | - |
| Department of Veterans Affairs | 64 (V101 (223C) P-5459) | | | 208,218 | - |
| State Cemetery Grants | 64.203 | | | 550,589 | - |
| Veterans Prescription Service | 64.012 | | | 153,625 | 153,625 |
| Veterans State Nursing Home Care | 64.015 | | | 41,432,561 | 41,432,561 |
| Total Veterans' and Military Affairs, Department of | | | | 46,482,381 | 45,359,340 |
| Workforce Services, Department of | | | | | |
| Randolph-Sheppard – Financial Relief and Restoration Payments | 84-426A | | | 124,646 | - |

*Award number provided either when ALN is incomplete or in association with Research and Development awards, as required

State of Utah
 Schedule of Expenditures of Federal Awards by State Agency
 For the Year Ended June 30, 2022

| State Agency | ALN Number (Award Number)* | Pass-Through Entity | Pass-Through Identification Number | Directly Expended | Provided to Subrecipients |
|--|-------------------------------|---|---------------------------------------|-------------------|------------------------------|
| Rehabilitation Services_Vocational Rehabilitation Grants to States | 84.126A | | | 26,653,155 | 1,301,856 |
| Supported Employment Services for Individuals with the Most Significant Disabilities | 84.187A | | | 110,740 | - |
| Rehabilitation Services_Independent Living Services for Older Individuals Who are Blind | 84.177B | | | 224,603 | 224,603 |
| Supported Employment Services for Individuals with the Most Significant Disabilities | 84.187B | | | 128,490 | - |
| (COVID-19) Child Care and Development Block Grant | 93.575 | | | 105,021,196 | 3,490,594 |
| (COVID-19) Community Development Block Grants/State's Program and Non- Entitlement Grants in Hawaii | 14.228 | | | 3,833,700 | 3,754,031 |
| (COVID-19) Community Services Block Grant | 93.569 | | | 1,467,364 | 1,465,740 |
| (COVID-19) Coronavirus State and Local Fiscal Recovery Funds | 21.027 | | | 38,973,927 | - |
| (COVID-19) Coronavirus State and Local Fiscal Recovery Funds | 21.027 | | | 8,723,820 | 8,723,820 |
| (COVID-19) Emergency Rental Assistance Program | 21.023 | | | 102,868,814 | 1,579,833 |
| (COVID-19) Emergency Rental Assistance Program | 21.023 | Davis County | VARIOUS | 12,097,012 | 247,101 |
| (COVID-19) Emergency Rental Assistance Program | 21.023 | Salt Lake City | VARIOUS | 5,809,081 | 88,579 |
| (COVID-19) Emergency Rental Assistance Program | 21.023 | Salt Lake County | VARIOUS | 31,045,118 | 359,593 |
| (COVID-19) Emergency Rental Assistance Program | 21.023 | Utah County | VARIOUS | 16,322,471 | 191,506 |
| (COVID-19) Emergency Solutions Grant Program | 21.023 | | | 751,362 | - |
| (COVID-19) Homeowner Assistance Fund | 14.231 | | | 6,935,877 | 6,609,528 |
| (COVID-19) Low-Income Home Energy Assistance | 21.026 | | | 40,351 | - |
| (COVID-19) PEBT Grants to States | 93.568 | | | 7,286,746 | 181,332 |
| (COVID-19) PEBT Grants to States | 10.649 | | | 1,119,616 | - |
| (COVID-19) State Administrative Matching Grants for the Supplemental Nutrition Assistance Program | 10.561 | | | 1,305,112 | - |
| (COVID-19) Supplemental Nutrition Assistance Program | 10.551 | | | 267,467,832 | - |
| (COVID-19) Unemployment Insurance | 17.225 | | | 10,588,135 | - |
| ACL Independent Living State Grants | 93.369 | | | 338,709 | 338,709 |
| Apprenticeship USA Grants | 17.285 | | | 311,440 | - |
| Child Care and Development Block Grant | 93.575 | | | 81,632,300 | 12,824,649 |
| Child Care Mandatory and Matching Funds of the Child Care and Development Fund | 93.596 | | | 37,107,124 | - |
| Community Development Block Grants/State's Program and Non-Entitlement Grants in Hawaii | 14.228 | | | 4,664,167 | 4,394,171 |
| Community Services Block Grant | 93.569 | | | 3,878,460 | 3,731,091 |
| Continuum of Care Program | 14.267 | | | 416,878 | - |
| Department of Labor | 17 (VARIOUS) | | | 259,889 | - |
| Disabled Veterans' Outreach Program (DVOP) | 17.801 | | | 814,963 | - |
| Emergency Solutions Grant Program | 14.231 | | | 1,335,886 | 1,100,456 |
| Employment Service/Wagner-Peyser Funded Activities | 17.207 | | | 7,035,679 | - |
| Employment Service/Wagner-Peyser Funded Activities | 17.207 | The Colorado Department of Labor and Employment | VARIOUS | 468,799 | - |
| Employment Service/Wagner-Peyser Funded Activities | 17.207 | Minnesota Department of Employment and Economic Development | VARIOUS | 259,394 | - |
| Head Start | 93.600 | | | 140,329 | - |
| Home Investment Partnerships Program | 14.239 | | | 3,782,692 | 5,000 |
| Home Investment Partnerships Program | 14.239 | | | 438,329 | - |
| Home Investment Partnerships Program (New Loans Made) | 14.239 | | | 4,642,222 | - |
| Home Investment Partnerships Program (Starting Balance) | 14.239 | | | 79,864,193 | - |
| Housing Opportunities for Persons with AIDS | 14.241 | | | 319,642 | 311,449 |
| Housing Trust Fund | 14.275 | | | 88,271 | - |
| Housing Trust Fund (Beginning Balance) | 14.275 | | | 9,782,766 | - |
| Housing Trust Fund (Loans Made) | 14.275 | | | 1,699,906 | - |

*Award number provided either when ALN is incomplete or not available or in association with Research and Development awards, as required

State of Utah
 Schedule of Expenditures of Federal Awards by State Agency
 For the Year Ended June 30, 2022

| State Agency | ALN Number (Award Number)* | Pass-Through Entity | Pass-Through Identification Number | Directly Expended | Provided to Subrecipients |
|--|-------------------------------|---------------------|---------------------------------------|----------------------|------------------------------|
| Labor Force Statistics | 17.002 | | | 1,092,592 | - |
| Local Veterans' Employment Representative Program | 17.804 | | | 165,677 | - |
| Low-Income Home Energy Assistance | 93.568 | | | 24,746,880 | 12,253,080 |
| Refugee and Entrant Assistance - State Administered Programs | 93.566 | | | 8,898,318 | 5,316,828 |
| Rental Housing Rehabilitation (Beginning Balance) | 14.230 | | | 250,933 | - |
| Rental Housing Rehabilitation (Loans Made) | 14.230 | | | - | - |
| Rural Housing Preservation Grants (Beginning Balance) | 10.433 | | | 1,790,332 | - |
| Rural Housing Preservation Grants (Loans Made) | 10.433 | | | - | - |
| Social Security - Work Incentives Planning and Assistance Program | 96.008 | | | 145,250 | - |
| Social Security Administration | 96.001 | | | 13,986,705 | - |
| Social Security Disability Insurance | 93.667 | | | 15,000 | - |
| Social Services Block Grant | | | | | |
| State Administrative Matching Grants for the Supplemental Nutrition Assistance Program | 10.561 | | | 22,416,406 | - |
| State Funded Unemployment Expenditures - Unemployment Insurance | 17.225 | | | 141,677,832 | - |
| Supplemental Nutrition Assistance Program | 10.551 | | | 289,102,434 | - |
| Temporary Assistance for Needy Families | 93.558 | | | 38,752,088 | 14,020,409 |
| Temporary Labor Certification for Foreign Workers | 17.273 | | | 401,893 | - |
| The Rural Development (RD) Multi-Family Housing Revitalization Demonstration Program (MPR) (Beginning Balance) | 10.447 | | | 3,793,992 | - |
| The Rural Development (RD) Multi-Family Housing Revitalization Demonstration Program (MPR) (Loans Made) | 10.447 | | | 183,500 | - |
| Trade Adjustment Assistance | 17.245 | | | 491,364 | - |
| Unemployment Insurance | 17.225 | | | 29,881,765 | 33,972 |
| Volunteers in Service to America | 94.013 | | | 14,396 | - |
| Weatherization Assistance for Low-Income Persons | 81.042 | | | 2,573,038 | 2,178,608 |
| WIOA Adult Program | 17.258 | | | 4,224,180 | - |
| WIOA Dislocated Worker Formula Grants | 17.278 | | | 3,221,801 | - |
| WIOA Youth Activities | 17.259 | | | 3,000,744 | - |
| Work Opportunity Tax Credit Program (WOTC) | 17.271 | | | 204,654 | - |
| Total Workforce Services, Department of | | | | 1,479,473,063 | 84,726,538 |
| TOTAL PRIMARY GOVERNMENT | | | | 8,360,713,088 | 1,598,721,167 |
| COMPONENT UNITS | | | | | |
| Bridgerland Technical College | | | | | |
| (COVID-19) Education Stabilization Fund | 84.425E | | | 307,000 | - |
| (COVID-19) Education Stabilization Fund | 84.425F | | | 1,311,455 | - |
| Education and Human Resources | 47.076 (1801154) | | | 32,662 | - |
| Education and Human Resources | 47.076 (2000786) | | | 52,965 | - |
| Education and Human Resources | 47.076 (2100322) | | | 59,728 | - |
| Federal Pell Grant Program | 84.063 | | | 758,951 | - |
| Total Bridgerland Technical College | | | | 2,522,761 | - |
| Davis Technical College | | | | | |
| Federal Supplemental Educational Opportunity Grants | 84.007 | | | 53,799 | - |
| Federal Work-Study Program | 84.033 | | | 6,642 | - |
| Federal Pell Grant Program | 84.063 | | | 991,036 | - |
| (COVID-19) Education Stabilization Fund | 84.425E | | | 1,697,525 | - |
| (COVID-19) Education Stabilization Fund | 84.425F | | | 1,016,185 | - |
| Total Davis Technical College | | | | 3,765,187 | - |
| Dixie Technical College | | | | | |

*Award number provided either when ALN is incomplete or not available or in association with Research and Development awards, as required

State of Utah
 Schedule of Expenditures of Federal Awards by State Agency
 For the Year Ended June 30, 2022

| State Agency | ALN Number (Award Number)* | Pass-Through Entity | Pass-Through Identification Number | Directly Expended | Provided to Subrecipients |
|--|-------------------------------|-----------------------------|---------------------------------------|-------------------|------------------------------|
| (COVID-19) Education Stabilization Fund | 84.425E | | | 254,390 | - |
| (COVID-19) Education Stabilization Fund | 84.425F | | | 241,266 | - |
| Federal Pell Grant Program | 84.063 | | | 801,728 | - |
| Total Dixie Technical College | | | | 1,297,384 | - |
| Mountainland Technical College | | | | | |
| Federal Supplemental Educational Opportunity Grants | 84.007 | | | 8,915 | - |
| Federal Pell Grant Program | 84.063 | | | 681,272 | - |
| (COVID-19) Education Stabilization Fund | 84.425E | | | 593,800 | - |
| (COVID-19) Education Stabilization Fund | 84.425F | | | 696,200 | - |
| Total Mountainland Technical College | | | | 1,980,187 | - |
| Ogden-Weber Technical College | | | | | |
| Youthbuild | 17.274 | | | 509,223 | - |
| Federal Supplemental Educational Opportunity Grants | 84.007 | | | 66,229 | - |
| Federal Work-Study Program | 84.033 | | | 18,288 | - |
| Career and Technical Education -- Basic Grants to States | 84.048 | USBE | GT-USBE-9418 | 109,870 | - |
| Federal Pell Grant Program | 84.063 | | | 1,011,340 | - |
| AmeriCorps | 94.006 | YOUTHBUILD USA | various | 96,848 | - |
| (COVID-19) Education Stabilization Fund | 84.425E | | | 776,142 | - |
| (COVID-19) Education Stabilization Fund | 84.425F | | | 1,451,794 | - |
| Total Ogden-Weber Technical College | | | | 4,039,734 | - |
| Salt Lake Community College | | | | | |
| (COVID-19) Education Stabilization Fund | 84.425E | | | 18,806,798 | - |
| (COVID-19) Education Stabilization Fund | 84.425F | | | 20,239,334 | - |
| (COVID-19) Education Stabilization Fund | 84.425M | | | 409,993 | - |
| Child Care Access Means Parents in School | 84.335A | | | 248,760 | - |
| Higher Education Institutional Aid | 84.031A | | | 302,219 | - |
| TRIO_Student Support Services | 84.042A | | | 739,877 | - |
| TRIO_Talent Search | 84.044A | | | 312,308 | - |
| AmeriCorps | 94.006 | | | 119,131 | - |
| Education and Human Resources | 47.076 (VARIOUS) | PENN STATE UNIVERSITY | VARIOUS | 8,249 | - |
| Education and Human Resources | 47.076 (145888.1) | | | 25,453 | - |
| Education and Human Resources | 47.076 | | | 314,027 | - |
| Federal Direct Student Loans | 84.268 | | | 7,656,798 | - |
| Federal Pell Grant Program | 84.063 | | | 19,852,939 | - |
| Federal Supplemental Educational Opportunity Grants | 84.007 | | | 592,426 | - |
| Federal Work-Study Program | 84.033 | | | 148,665 | - |
| Geosciences | 47.050 (VARIOUS) | | | 76,420 | - |
| Total Salt Lake Community College | | | | 69,853,397 | - |
| Snow College | | | | | |
| Federal Direct Student Loans | 10.500 | Washington State University | 134194.G004006 | 32,710 | - |
| Education and Human Resources | 47.076 (1601397) | | | 32,797 | - |
| Federal Supplemental Educational Opportunity Grants | 84.007 | | | 91,955 | - |
| Federal Work-Study Program | 84.033 | | | 95,441 | - |
| TRIO_Upward Bound | 84.047 | | | 376,897 | - |
| Federal Pell Grant Program | 84.063 | | | 6,793,620 | - |
| TRIO_Student Support Services | 84.063 | | | 385,628 | - |
| Federal Direct Student Loans | 84.268 | | | 3,228,282 | - |
| (COVID-19) Education Stabilization Fund | 84.425E | | | 4,718,730 | - |
| (COVID-19) Education Stabilization Fund | 84.425F | | | 3,617,382 | - |

*Award number provided either when ALN is incomplete or not available or in association with Research and Development awards, as required

State of Utah
 Schedule of Expenditures of Federal Awards by State Agency
 For the Year Ended June 30, 2022

| State Agency | ALN Number (Award Number)* | Pass-Through Entity | Pass-Through Identification Number | Directly Expended | Provided to Subrecipients |
|---|-------------------------------|--|---------------------------------------|-------------------|------------------------------|
| Total Snow College | | | | 19,373,442 | - |
| Southern Utah University | | | | | |
| Department of Agriculture | 10 (19-CS-11242305-075) | | | 259,989 | - |
| Department of Agriculture | 10 (None Provided) | | | 2,943 | - |
| Conservation Reserve Program | 10.069 | | | 8,372 | - |
| Women and Minorities in Science, Technology, Engineering, and Mathematics Fields Child and Adult Care Food Program | 10.318 10.558 | | | 41,036 204,863 | - |
| Cooperative Forestry Assistance | 10.664 | | | 18,923 | - |
| Urban and Community Forestry Program | 10.675 | | | 248,060 | - |
| BUILD TO SCALE | 11.024 | | | 164,796 | - |
| (COVID-19) Economic Adjustment Assistance | 11.307 | Utah Tech | ED20DEN3070039 | 122,177 | - |
| (COVID-19) Economic Adjustment Assistance | 11.307 | Utah Tech | ED20DEN3070039 | 47,648 | - |
| Cultural and Paleontological Resources Management | 15.224 | | | 16,810 | - |
| Fish, Wildlife and Plant Conservation Resource Management | 15.231 | | | 58,350 | - |
| BLM Youth Conservation | 15.243 | | | 361,654 | - |
| Wildlife Resource Management | 15.247 | | | 14,652 | - |
| National Landscape Conservation System | 15.248 | | | 13,296 | - |
| Cooperative Ecosystem Studies Units | 15.678 | | | 13,031 | - |
| U.S. Geological Survey_ Research and Data Collection | 15.808 | | | 11,355 | - |
| Cooperative Research and Training Programs – Resources of the National Park System | 15.945 | | | 1,435,993 | - |
| Cooperative Research and Training Programs – Resources of the National Park System | 15.945 | | | 142,130 | - |
| H-1B Job Training Grants | 17.268 | | | 807,030 | - |
| Professional and Cultural Exchange Programs - Citizen Exchanges | 19.415 | | | 20,000 | - |
| National Aeronautics and Space Administration | 43 (Various) | University of Utah | Various | 39,686 | - |
| Promotion of the Humanities_ Division of Preservation and Access | 45.149 | | | 5,622 | - |
| Promotion of the Humanities_ Professional Development | 45.163 | | | 120,138 | - |
| Engineering Grants | 47.041 | | | 26,681 | - |
| Geosciences | 47.050 | | | 2,677 | - |
| Education and Human Resources | 47.076 (Various) | University of Houston | Various | 20,456 | - |
| (COVID-19) Shattered Venue Operators Grants | 59.075 | | | 2,108,743 | - |
| Federal Supplemental Educational Opportunity Grants | 84.007 | | | 138,562 | - |
| Federal Work-Study Program | 84.033 | | | 278,797 | - |
| Federal Perkins Loan Program | 84.038 | | | 29,907 | - |
| Perkins Loan Program - Beginning Loan Balance | 84.038 | | | 894,019 | - |
| Perkins Loan Program - Loans made | 84.038 | | | - | - |
| TRIO_ Student Support Services | 84.042 | | | 351,045 | - |
| TRIO_ Talent Search | 84.044 | | | 358,979 | - |
| TRIO_ Upward Bound | 84.044 | | | 581,909 | - |
| Federal Pell Grant Program | 84.063 | | | 16,692,855 | - |
| Federal Direct Student Loans | 84.268 | | | 21,986,672 | - |
| Telehealth Programs | 93.211 | SW Utah CHC, Four Corners BH, Utah Support A for RA | G25RH32477 | 277,750 | - |
| Telehealth Programs | 93.211 | SW Utah CHC, Four Corners BH, Utah Support A for RA | GAI1RH33545 | 49,205 | - |
| Telehealth Programs | 93.211 | Utah Support A for RA | | 101,586 | - |
| Telehealth Programs | 93.211 | Utah Support A for RA | | 251,854 | - |
| Head Start | 93.600 | | | 5,788,848 | - |
| Child Health and Human Development Extramural Research | 93.865 | | | 177 | - |
| Child Care Access Means Parents in School | 84.335A | | | 89,840 | - |
| (COVID-19) Education Stabilization Fund | 84.425E | | | 9,256,234 | - |

*Award number provided either when ALN is incomplete or in association with Research and Development awards, as required

State of Utah
 Schedule of Expenditures of Federal Awards by State Agency
 For the Year Ended June 30, 2022

| State Agency | ALN Number (Award Number)* | Pass-Through Entity | Pass-Through Identification Number | Directly Expended | Provided to Subrecipients |
|--|-------------------------------|----------------------|---------------------------------------|-------------------|------------------------------|
| (COVID-19) Education Stabilization Fund | 84.425F | | | 13,021,800 | - |
| (COVID-19) Education Stabilization Fund | 84.425M | | | 431,404 | - |
| BIA/BIE Cross-Cutting Section | 15 (140L0618D0061) | | | 114,408 | - |
| Total Southern Utah University | | | | 77,032,962 | - |
| Southwest Technical College | | | | | |
| Federal Pell Grant Program | 84.063 | | | 446,887 | - |
| (COVID-19) Education Stabilization Fund | 84.425E | | | 335,037 | - |
| (COVID-19) Education Stabilization Fund | 84.425F | | | 19,099 | - |
| (COVID-19) Education Stabilization Fund | 84.425F | | | 468,175 | - |
| Total Southwest Technical College | | | | 1,269,198 | - |
| Tooele Technical College | | | | | |
| Federal Pell Grant Program | 84.063 | | | 243,856 | - |
| (COVID-19) Education Stabilization Fund | 84.425F | | | 672,197 | - |
| Total Tooele Technical College | | | | 916,053 | - |
| Uintah Basin Technical College | | | | | |
| Economic Adjustment Assistance | 11.307 | | | 572,469 | - |
| Federal Pell Grant Program | 84.063 | | | 119,123 | - |
| (COVID-19) Education Stabilization Fund | 84.425E | | | 405,617 | - |
| (COVID-19) Education Stabilization Fund | 84.425F | | | 58,077 | - |
| Total Uintah Basin Technical College | | | | 1,155,286 | - |
| University of Utah | | | | | |
| (COVID-19) Education Stabilization Fund | 84.425E | | | 26,314,900 | - |
| (COVID-19) Education Stabilization Fund | 84.425F | | | 19,004,784 | - |
| Child Care Access Means Parents in School | 84.335A | | | 320,378 | - |
| Language Resource Centers | 84.229A | | | 142,256 | - |
| National Resource Centers Program for Foreign Language and Area Studies or Foreign Language and International Studies Program and Foreign Language and Area Studies Fellowship Program | 84.015A | | | 593,479 | 226,986 |
| Research in Special Education | 84.324A (FY2019-005) | UNIVERSITY OF KANSAS | FY2019-005 | 28,176 | - |
| TRIO_Student Support Services | 84.042A | | | 385,407 | - |
| TRIO_Upward Bound | 84.047A | | | 463,670 | - |
| Comprehensive Centers | 84.283B (VARIOUS) | WESTED | VARIOUS | 251,675 | - |
| Federal Work-Study Program | 84.033B | | | 1,864,249 | - |
| National Resource Centers Program for Foreign Language and Area Studies or Foreign Language and International Studies Program and Foreign Language and Area Studies Fellowship Program | 84.015B | | | 1,335,283 | 595,248 |
| Children with Disabilities | 84.325D | | | 126,021 | - |
| Special Education - Personnel Development to Improve Services and Results for Children with Disabilities | 84.325K | | | 776,213 | - |
| Office of English Language Acquisition | 84.365Z | | | 208,555 | - |
| (COVID-19) 21st Century Cures Act - Beau Biden Cancer Moonshot | 93.353 (VARIOUS) | | | 76,065 | 32,295 |
| (COVID-19) Allergy and Infectious Diseases Research | 93.855 (1R2JA1158568-01) | | | 173,466 | - |
| (COVID-19) Allergy and Infectious Diseases Research | 93.855 (3P50A1150464-1451) | | | (48,476) | 1,439 |
| (COVID-19) Biological Sciences | 47.074 (2033695) | | | 15,576 | - |
| (COVID-19) Biological Sciences | 47.074 (2034797) | | | 111,166 | - |
| (COVID-19) Cancer Detection and Diagnosis Research | 93.394 (3R01CA206522-0551) | | | 78,947 | - |
| (COVID-19) Coronavirus Relief Fund | 21.019 | SALT LAKE COUNTY UT | VARIOUS | (3,682) | - |
| (COVID-19) Department of Health and Human Services | 93 (201PA2014103) | | | 38,023 | - |

*Award number provided either when ALN is incomplete or not available or in association with Research and Development awards, as required

State of Utah
 Schedule of Expenditures of Federal Awards by State Agency
 For the Year Ended June 30, 2022

| State Agency | ALN Number (Award Number)* | Pass-Through Entity | Pass-Through Identification Number | Directly Expended | Provided to Subrecipients |
|---|-------------------------------|--|---------------------------------------|-------------------|------------------------------|
| (COVID-19) Department of Health and Human Services | 93 (20IPAZ014119) | | | 58,590 | - |
| (COVID-19) Department of Health and Human Services | 93 (20IPAZ014121) | | | 64,744 | - |
| (COVID-19) Department of Health and Human Services | 93 (WSU220203) | WAYNE STATE UNIVERSITY | WSU22023 | 21,989 | - |
| (COVID-19) Department of Health and Human Services | 93 (VARIOUS) | ABT ASSOCIATES INC | VARIOUS | 5,122,376 | - |
| (COVID-19) Department of Health and Human Services | 93 (PI-CD33-PCOR PO 3663) | THE TASK FORCE FOR GLOBAL HEALTH | PI-CD33-PCOR PO 3663 | 59,135 | - |
| (COVID-19) Department of Health and Human Services | 93 (21CTA-DM0032) | LEIDOS | 21CTA-DM0032 | 44,423 | - |
| (COVID-19) Department of Health and Human Services | 93 (75D30121C11016) | TRANSLATIONAL GENOMIC RESEARCH INSTITUTE | 75D30121C11016 | 134,616 | - |
| (COVID-19) Department of Health and Human Services | 93 (TASK ORDER 51538) | ABT ASSOCIATES INC | TASK ORDER 51538 | 345,138 | - |
| (COVID-19) Engineering Grants | 47.041 (2029515) | | | 6,403 | - |
| (COVID-19) Engineering Grants | 47.041 (2030359) | | | 141,601 | - |
| (COVID-19) Engineering Grants | 47.041 (2032838) | | | 93,288 | - |
| (COVID-19) Engineering Grants | 47.041 (VARIOUS) | | | 5,600 | - |
| (COVID-19) Grants to Provide Outpatient Early Intervention Services with Respect to HIV Disease | 93.918 (1H7CHA37283-01) | | | (42) | - |
| (COVID-19) Lung Diseases Research | 93.838 (PREG-01-21) | NYU LANGONE MEDICAL CENTER | PREG-01-21 | 26,572 | - |
| (COVID-19) Lung Diseases Research | 93.838 (VARIOUS) | NEW YORK UNIVERSITY | VARIOUS | 1,553,450 | 1,219,896 |
| (COVID-19) Lung Diseases Research | 93.838 | NYU LANGONE MEDICAL CENTER | PREG-01-21 | 1,168,385 | 986,481 |
| (COVID-19) Mathematical and Physical Sciences | 47.049 (1923936) | | | 27,127 | - |
| (COVID-19) Mental and Behavioral Health Education and Training Grants | 93.732 (1U3MHP45388-01) | | | 337,821 | - |
| (COVID-19) National Center for Advancing Translational Sciences | 93.350 (2004901808) | JOHNS HOPKINS UNIVERSITY | 2004901808 | 63,151 | - |
| (COVID-19) Occupational Safety and Health Program | 93.262 (5U19OH012304-02) | | | 275,890 | - |
| (COVID-19) Poison Center Support and Enhancement Grant Program | 93.253 (1H4CHS37362-01) | | | (743) | - |
| (COVID-19) Promotion of the Humanities, Office of Digital Humanities | 45.169 | | | (62,599) | - |
| (COVID-19) Provider Relief Funds | 93.498 | | | 13,624,005 | - |
| (COVID-19) Provider Relief Funds | 93.498 | | | 80,983,707 | - |
| (COVID-19) Shattered Venue Operators Grants | 59.075 | | | 1,680,525 | - |
| (COVID-19) Shattered Venue Operators Grants | 59.075 | | | 871,230 | - |
| (COVID-19) Shattered Venue Operators Grants | 59.075 | | | 3,302,315 | - |
| (COVID-19) Social, Behavioral, and Economic Sciences | 47.075 (2148501) | | | 29,616 | - |
| (COVID-19) Telehealth Programs | 93.211 (1GA5RH37461-01) | | | 171,958 | 78,978 |
| (COVID-19) Translation and Implementation Science Research for Heart, Lung, Blood Diseases, and Sleep Disorders | 93.840 | VANDERBILT UNIVERSITY MEDICAL CENTER | VUMC 92332 | 28,311 | - |
| (COVID-19) Trans-NIH Research Support | 93.310 (VARIOUS) | | | 1,706,159 | 3,009 |
| 21st Century Cures Act - Beau Biden Cancer Moonshot | 93.353 (VARIOUS) | | | 5,284,486 | 2,386,544 |
| 21st Century Cures Act - Beau Biden Cancer Moonshot | 93.353 (60051626 UTAH) | NORTHWESTERN UNIVERSITY | 60051626 UTAH | 51,194 | - |
| 21st Century Cures Act - Beau Biden Cancer Moonshot | 93.353 (VARIOUS) | DANA FARBEN CANCER INSTITUTE | VARIOUS | 46,826 | - |
| 21st Century Cures Act - Precision Medicine Initiative | 93.368 (LOT20D028414-01) | | | 1,878,626 | - |
| Academic Exchange Programs - Scholars | 19.401 (NONE) | BINATIONAL FULBRIGHT COMM IN EGYPT | NONE | 7,127 | 6,479 |
| Academic Exchange Programs - Undergraduate Programs | 19.009 | WORLD LEARNING | CBPSA20-UU01 | 5,310 | - |
| Advanced Nursing Education Grant Program | 93.247 (VARIOUS) | | | 685,167 | 715 |
| Advanced Research Projects Agency - Energy | 81.135 (VARIOUS) | | | 1,874,635 | 383,866 |
| Aeronautics | 43.002 (80NSSC21M0098) | | | 125,064 | - |
| Affordable Care Act (ACA) Public Health Training Centers Program | 93.516 (FY19.641.003) | UNIVERSITY OF COLORADO AT DENVER | FY19.641.003 | 46,009 | - |
| Aging Research | 93.866 (VARIOUS) | | | 8,368,804 | 453,556 |
| Aging Research | 93.866 (1972) | UNIVERSITY OF WISCONSIN-MADISON | 1972 | 5,195 | - |
| Aging Research | 93.866 (584610) | UNIVERSITY OF PENNSYLVANIA | 584610 | 86,476 | - |

*Award number provided either when ALN is incomplete or not available or in association with Research and Development awards, as required

State of Utah
 Schedule of Expenditures of Federal Awards by State Agency
 For the Year Ended June 30, 2022

| State Agency | ALN Number (Award Number)* | Pass-Through Entity | Pass-Through Identification Number | Directly Expended | Provided to Subrecipients |
|---|---|--|---------------------------------------|-------------------|------------------------------|
| | | RECURSION PHARMACEUTICALS | | | |
| Aging Research | 93.866 (10052173) | LLC | 10052173 | 81,822 | - |
| Aging Research | 93.866 (16091646) | WEILL CORNELL MEDICINE UNIVERSITY OF SOUTHERN CALIFORNIA | 16091646 | 4,534 | - |
| Aging Research | 93.866 (93026191) | BOSTON UNIVERSITY | 93026191 | 1,261 | - |
| Aging Research | 93.866 (4500004045) | UNIVERSITY OF CALIFORNIA | 4500004045 | 28,645 | - |
| Aging Research | 93.866 (2021-1610) | IRVINE | 2021-1610 | 7,610 | - |
| Aging Research | 93.866 (547-100710-550174) | WAKE FOREST UNIVERSITY | 547-100710-550174 | 73,459 | - |
| Aging Research | 93.866 (AWD00003000(135313-1)) | UNIVERSITY OF PITTSBURGH | AWD00003000(135313-1) | 12,796 | - |
| Aging Research | 93.866 (F0452-02 PO# iB00446629) | NEW YORK UNIVERSITY | F0452-02 PO# iB00446629 | 75,513 | - |
| Aging Research | 93.866 (GR16280) | UNIVERSITY OF KANSAS | GR16280 | 186,775 | - |
| Aging Research | 93.866 (RC1130188) | MICHIGAN STATE UNIVERSITY | RC1130188 | 13,018 | - |
| Aging Research | 93.866 (SUB202007-0017 GMO 200709) | UNIV OF TEXAS SOUTHWESTERN MEDICAL CTR | SUB202007-0017 GMO 200709 | (685) | - |
| Aging Research | 93.866 (UNI-234899) | MAYO CLINIC ROCHESTER | UNI-234899 | 328,512 | - |
| Aging Research | 93.866 (UWSC13072) | UNIVERSITY OF WASHINGTON | UWSC13072 | 34,244 | - |
| Aging Research | 93.866 (WU-20-329) | WASHINGTON UNIVERSITY IN ST LOUIS | WU-20-329 | 221,977 | - |
| Aging Research | 93.866 (VARIOUS) | BRIGHAM YOUNG UNIVERSITY | VARIOUS | 27,616 | - |
| Aging Research | 93.866 (VARIOUS) | DUKE CLINICAL RESEARCH INSTITUTE | VARIOUS | 74,114 | - |
| Aging Research | 93.866 (VARIOUS) | DUKE UNIVERSITY | VARIOUS | 4,841 | - |
| Aging Research | 93.866 (VARIOUS) | UNIVERSITY OF COLORADO AT BOULDER | VARIOUS | 169,459 | - |
| Agricultural Research, Basic and Applied Research | 10.001 (58-2072-0-036) | | | 69,240 | - |
| Agriculture and Food Research Initiative (AFRI) | 10.310 (VARIOUS) | | | 157,569 | - |
| Agriculture and Food Research Initiative (AFRI) | 10.310 (1319858-G003955) | WASHINGTON STATE UNIVERSITY | 1319858-G003955 | 59,811 | - |
| Agriculture and Food Research Initiative (AFRI) | 10.310 (ASUB00000697) | ARIZONA STATE UNIVERSITY | ASUB00000697 | 82,556 | - |
| Air Force Defense Research Sciences Program | 12.800 (VARIOUS) | | | 1,493,031 | 621,490 |
| Air Force Defense Research Sciences Program | 12.800 (1657) | BROWN UNIVERSITY | 1657 | 175,314 | - |
| Air Force Defense Research Sciences Program | 12.800 (FA864921P1464-UU) | ELPHEL INC | FA864921P1464-UU | 163,949 | - |
| Air Force Defense Research Sciences Program | 12.800 (KR 703978) | UNIVERSITY OF CALIFORNIA SAN DIEGO | KR 703978 | 247,298 | - |
| Air Force Defense Research Sciences Program | 12.800 (S-001521) | UNIVERSITY OF CALIFORNIA RIVERSIDE | S-001521 | 113,439 | - |
| Air Force Defense Research Sciences Program | 12.800 (S-109-463-002) | UES INC | S-109-463-002 | 3,640 | - |
| Air Transportation Centers of Excellence | 20.109 (08-C-AM-UU 12-C-AM- UU) | | | 11,131 | - |
| Alcohol Research Programs | 93.273 (IF3IAA030209-01) | | | 5,167 | - |
| Alcohol Research Programs | 93.273 (VARIOUS) | | | 779,154 | 10,372 |
| Alcohol Research Programs | 93.273 (A00-3115-5001 (MUSC18- 025-8C712)) | MEDICAL UNIVERSITY OF SOUTH CAROLINA | A00-3115-5001 (MUSC18-025- 8C712) | 14,672 | - |
| Alcohol Research Programs | 93.273 (UWSC9335) | UNIVERSITY OF WASHINGTON | UWSC9335 | 133,189 | - |
| Alcohol Research Programs | 93.273 (VARIOUS) | RHODE ISLAND HOSPITAL | VARIOUS | 65,708 | - |
| Allergy and Infectious Diseases Research | 93.855 (VARIOUS) | | | 12,589,493 | 1,382,743 |
| Allergy and Infectious Diseases Research | 93.855 (10035912) | BIOFIRE DIAGNOSTICS INC | 10035912 | 13,869 | - |
| Allergy and Infectious Diseases Research | 93.855 (10049369) | GLYCOMIRA LLC | 10049369 | 85,167 | - |
| Allergy and Infectious Diseases Research | 93.855 (10050996) | BRIGHAM & WOMENS HOSPITAL | 10050996 | 50,372 | - |
| Allergy and Infectious Diseases Research | 93.855 (200441512) | JOHNS HOPKINS UNIVERSITY | 200441512 | (1) | - |

*Award number provided either when ALN is incomplete or not available or in association with Research and Development awards, as required

State of Utah
 Schedule of Expenditures of Federal Awards by State Agency
 For the Year Ended June 30, 2022

| State Agency | ALN Number (Award Number)* | Pass-Through Entity | Pass-Through Identification Number | Directly Expended | Provided to Subrecipients |
|---|-----------------------------------|---|---------------------------------------|-------------------|------------------------------|
| Allergy and Infectious Diseases Research | 93.855 (2029800U) | UNIVERSITY OF NOTRE DAME | 2029800U | 25,100 | - |
| Allergy and Infectious Diseases Research | 93.855 (2038233 PTE UMI1A1104681) | DUKE UNIVERSITY UNIVERSITY OF CALIFORNIA LOS ANGELES | 2038233 PTE UMI1A1104681 | 37,019 | - |
| Allergy and Infectious Diseases Research | 93.855 (2301GVE795) | ANGELES | 2301GVE795 | 55,521 | - |
| Allergy and Infectious Diseases Research | 93.855 (5-54741) | SCRIPPS RESEARCH INSTITUTE | 5-54741 | 12,848 | - |
| Allergy and Infectious Diseases Research | 93.855 (A20-1924-S001) | UNIVERSITY OF CALIFORNIA DAVIS | A20-1924-S001 | 8,574 | - |
| Allergy and Infectious Diseases Research | 93.855 (AWDD00002491 (134663-3)) | UNIVERSITY OF PITTSBURGH | AWDD00002491 (134663-3) | 3,473 | - |
| Allergy and Infectious Diseases Research | 93.855 (R34A1136783-03) | UNIVERSITY OF CALGARY | R34A1136783-03 | (56) | - |
| Allergy and Infectious Diseases Research | 93.855 (RGF010603-G) | CHILDREN'S HOSPITAL OF LOS ANGELES | RGF010603-G | 89,341 | - |
| Allergy and Infectious Diseases Research | 93.855 (UTA20-000824) | UNIVERSITY OF TEXAS AT AUSTIN | UTA20-000824 | 20,523 | - |
| Allergy and Infectious Diseases Research | 93.855 (VUMCG1446) | VANDERBILT UNIVERSITY | VUMCG1446 | 3,153 | - |
| Allergy and Infectious Diseases Research | 93.855 (VARI05) | BOSTON CHILDREN'S HOSPITAL CINCINNATI CHILDREN'S HOSPITAL MED CTR | VARI05 | 292,478 | - |
| Allergy and Infectious Diseases Research | 93.855 (VARI05) | VARIOUS | VARIOUS | 36,425 | - |
| Allergy and Infectious Diseases Research | 93.855 (VARI05) | NEW YORK UNIVERSITY | VARIOUS | 79,596 | - |
| Allergy and Infectious Diseases Research | 93.855 (VARI05) | NORTHWESTERN UNIVERSITY | VARIOUS | 124,524 | - |
| Allergy and Infectious Diseases Research | 93.855 (VARI05) | SANFORD-BURNHAM MEDICAL RESEARCH INST | VARIOUS | 45,953 | - |
| Allergy and Infectious Diseases Research | 93.855 (VARI05) | UNIVERSITY OF CALIFORNIA SAN FRANCISCO | VARIOUS | 14,985 | - |
| Allergy and Infectious Diseases Research | 93.855 | SOLENIC MEDICAL INC | 10058753 | 167,386 | - |
| Applied Meteorological Research | 11.468 (VARI05) | VARIOUS | VARIOUS | 134,736 | - |
| Applied Meteorological Research | 11.468 (TASK ORDER S2020-144A) | SYNOPTIC DATA CORPORATION | TASK ORDER S2020-144A | 76,683 | - |
| Area Health Education Centers Point of Service Maintenance and Enhancement Awards | 93.107 (VARI05) | VARIOUS | VARIOUS | 437,923 | 309,323 |
| Arthritis, Musculoskeletal and Skin Diseases Research | 93.846 (VARI05) | VARIOUS | VARIOUS | 2,619,020 | 276,945 |
| Arthritis, Musculoskeletal and Skin Diseases Research | 93.846 (1) | HOSPITAL FOR SPECIAL SURGERY | 1 | 28,488 | - |
| Arthritis, Musculoskeletal and Skin Diseases Research | 93.846 (90086) | HEBREW REHABILITATION CENTER | 90086 | 6,013 | - |
| Arthritis, Musculoskeletal and Skin Diseases Research | 93.846 (1(GG013049-01)) | COLUMBIA UNIVERSITY | 1(GG013049-01) | 67,714 | - |
| Arthritis, Musculoskeletal and Skin Diseases Research | 93.846 (VARI05) | UNIVERSITY OF PENNSYLVANIA | VARIOUS | 4,296 | - |
| Arthritis, Musculoskeletal and Skin Diseases Research | 93.846 (VARI05) | JOHNS HOPKINS UNIVERSITY | VARIOUS | 58,109 | - |
| Arthritis, Musculoskeletal and Skin Diseases Research | 93.846 (VARI05) | UNIVERSITY OF OREGON | VARIOUS | 15,073 | - |
| Assistance to Firefighters Grant | 97.044 (VARI05) | DREXEL UNIVERSITY | VARIOUS | 9,186 | - |
| Assistance to State Water Resources Research Institutes | 15.805 (200227-678) | UTAH STATE UNIVERSITY | 200227-678 | 18,784 | - |
| Basic and Applied Scientific Research | 12.300 (VARI05) | VARIOUS | VARIOUS | 1,088,299 | 74,285 |
| Basic and Applied Scientific Research | 12.300 (10054228) | TOUCHLIGHT GENETICS LIMITED | 10054228 | 235,292 | - |
| Basic and Applied Scientific Research | 12.300 (2002694588) | JOHNS HOPKINS UNIVERSITY | 2002694588 | 1,831 | - |
| Basic and Applied Scientific Research | 12.300 (088513-16628) | UNIVERSITY OF IL AT URBANA-CHAMPAIGN | 088513-16628 | 46,505 | - |
| Basic and Applied Scientific Research | 12.300 (65016354-01) | UNIVERSITY OF CENTRAL FLORIDA | 65016354-01 | 3,738 | - |
| Basic and Applied Scientific Research | 12.300 (PG21-61919-02) | UNIVERSITY OF MONTANA | PG21-61919-02 | 94,219 | - |
| Basic and Applied Scientific Research | 12.300 (VARI05) | UNIVERSITY OF NOTRE DAME | VARIOUS | 205,252 | - |
| Basic and Applied Scientific Research | 12.300 (VARI05) | VANDERBILT UNIVERSITY NATIONAL MARROW DONOR PROGRAM | VARIOUS | 74,778 | - |
| Basic and Applied Scientific Research | 12.300 | VARIOUS | VARIOUS | 17,619 | - |

*Award number provided either when ALN is incomplete or not available or in association with Research and Development awards, as required

State of Utah
 Schedule of Expenditures of Federal Awards by State Agency
 For the Year Ended June 30, 2022

| State Agency | ALN Number (Award Number)* | Pass-Through Entity | Pass-Through Identification Number | Directly Expended | Provided to Subrecipients |
|--|----------------------------------|--|---------------------------------------|-------------------|------------------------------|
| Basic Scientific Research | 12.431 (VARIOUS) | | | 1,657,083 | 1,126,667 |
| Basic Scientific Research | 12.431 (4500003946) | BOSTON UNIVERSITY | 4500003946 | 55,549 | - |
| Basic Scientific Research | 12.431 (203110-718) | UTAH STATE UNIVERSITY | 203110-718 | 104,994 | - |
| Basic, Applied, and Advanced Research in Science and Engineering | 12.630 (W911NF1220023) | | | 1,374,771 | 870,003 |
| Biological Sciences | 47.074 (VARIOUS) | | | 3,386,133 | 76,828 |
| Biological Sciences | 47.074 (316602) | UNIVERSITY OF ARIZONA | 316602 | 95,715 | - |
| Biological Sciences | 47.074 (1GG016346-01) | COLUMBIA UNIVERSITY | 1(GG016346-01) | 18,388 | - |
| Biological Sciences | 47.074 (A19-0587-5001) | UNIVERSITY OF CALIFORNIA DAVIS | A19-0587-5001 | (12,632) | - |
| Biological Sciences | 47.074 (R000002898) | FLORIDA STATE UNIVERSITY | R000002898 | 12,379 | - |
| Biological Sciences | 47.074 (S-001212) | UNIVERSITY OF CALIFORNIA RIVERSIDE | S-001212 | 2,057 | - |
| Biological Sciences | 47.074 (UTA20-00083) | UNIVERSITY OF TEXAS AT AUSTIN UNIVERSITY OF COLORADO AT | UTA20-00083 | 253,027 | - |
| Biological Sciences | 47.074 (VARIOUS) | BOULDER | VARIOUS | 194,759 | - |
| Biomedical Advanced Res and Dev Authority (BARDA), Biodefense Medical Countermeasure Development | 93.360 (144 (SA-D401-02)) | DUKE CLINICAL RESEARCH INSTITUTE | 144 (SA-D401-02) | 52,340 | - |
| Biomedical Research and Research Training | 93.859 (VARIOUS) | | | 28,644,724 | 3,883,287 |
| Biomedical Research and Research Training | 93.859 (10052353) | SENTIOMED INC | 10052353 | (851) | - |
| Biomedical Research and Research Training | 93.859 (10063463) | REBEL MEDICINE INC | 10063463 | 89,201 | - |
| Biomedical Research and Research Training | 93.859 (20-0292A-RPHR76) | IDAHO STATE UNIVERSITY | 20-0292A-RPHR76 | 114,964 | - |
| Biomedical Research and Research Training | 93.859 (204-NH-1C 5561) | ELECTRONIC BIOSCIENCE INC | 204-NH-1C 5561 | 17,471 | - |
| Biomedical Research and Research Training | 93.859 (A337186) | EMORY UNIVERSITY | A337186 | 77,996 | - |
| Biomedical Research and Research Training | 93.859 (F300738-1 REF#2850) | UNIVERSITY OF MARYLAND | F300738-1 REF#2850 | (83) | - |
| Biomedical Research and Research Training | 93.859 (GB10857_PO#2357173) | UNIVERSITY OF VIRGINIA | GB10857_PO#2357173 | 22,871 | - |
| Biomedical Research and Research Training | 93.859 (UWSC13025) | UNIVERSITY OF WASHINGTON | UWSC13025 | 30,249 | - |
| Biomedical Research and Research Training | 93.859 (VARIOUS) | UNIVERSITY OF PITTSBURGH | VARIOUS | 42,380 | - |
| Birth Defects and Developmental Disabilities - Prevention and Surveillance | 93.073 (VARIOUS) | | | 393,438 | - |
| Blood Diseases and Resources Research | 93.839 (VARIOUS) | | | 3,689,704 | 174,990 |
| Blood Diseases and Resources Research | 93.839 (CNVA00057723 (130653-5)) | UNIVERSITY OF PITTSBURGH | CNVA00057723 (130653-5) | 25,142 | - |
| Blood Diseases and Resources Research | 93.839 (GENFD0002152357) | BOSTON CHILDREN'S HOSPITAL | GENFD0002152357 | 8,615 | - |
| Blood Diseases and Resources Research | 93.839 (GENFD0002153107) | HARVARD UNIVERSITY | GENFD0002153107 | 5,788 | - |
| Blood Diseases and Resources Research | 93.839 (WU-20-376) | WASHINGTON UNIVERSITY IN ST LOUIS | WU-20-376 | 100,618 | - |
| Blood Diseases and Resources Research | 93.839 (VARIOUS) | CLEVELAND CLINIC FOUNDATION | VARIOUS | 36,130 | - |
| Blood Diseases and Resources Research | 93.839 (VARIOUS) | MEDICAL COLLEGE OF WISCONSIN | VARIOUS | 73,852 | - |
| Blood Diseases and Resources Research | 93.839 (VARIOUS) | UNIVERSITY OF IOWA | VARIOUS | 139,994 | - |
| Blood Diseases and Resources Research | 93.839 | NATIONAL MARROW DONOR PROGRAM | 2002 | 4,400 | - |
| Cancer Biology Research | 93.396 (VARIOUS) | | | 3,669,842 | 61,024 |
| Cancer Biology Research | 93.396 (1) | INTERMOUNTAIN HEALTHCARE CINCINNATI CHILDRENS HOSPITAL MED CTR | 1 | 551 | - |
| Cancer Biology Research | 93.396 (311289) | UNIVERSITY OF PENNSYLVANIA | 311289 | 208,939 | - |
| Cancer Biology Research | 93.396 (576726) | UNIVERSITY OF PENNSYLVANIA VERITI BLOOD CENTER OF WISCONSIN | 576726 | (2,379) | - |
| Cancer Biology Research | 93.396 (1001447_UTAH) | MEMORIAL SLOAN-KETTERING CANCER CTR | 1001447_UTAH | 7,956 | - |
| Cancer Biology Research | 93.396 (BD525426) | UNIVERSITY OF COLORADO AT BOULDER | BD525426 | 9,740 | - |
| Cancer Biology Research | 93.396 (FY22.1124.001) | UNIVERSITY OF COLORADO AT BOULDER | FY22.1124.001 | 118,403 | - |

*Award number provided either when ALN is incomplete or not available or in association with Research and Development awards, as required

State of Utah
 Schedule of Expenditures of Federal Awards by State Agency
 For the Year Ended June 30, 2022

| State Agency | ALN Number (Award Number)* | Pass-Through Entity | Pass-Through Identification Number | Directly Expended | Provided to Subrecipients |
|---|---|---|---------------------------------------|-------------------|------------------------------|
| Cancer Biology Research | 93.396 (PO#3001052861 SUB00003640) | MD ANDERSON CANCER CENTER | PO#3001052861 SUB00003640 | 6,833 | - |
| Cancer Biology Research | 93.396 (218-NH-1C 5463) | ELECTRONIC BIOSCIENCE INC | 218-NH-1C 5463 | 15,434 | - |
| Cancer Cause and Prevention Research | 93.393 (VARIOUS) | | | 8,529,405 | 3,285,454 |
| Cancer Cause and Prevention Research | 93.393 (7000001336) | BAYLOR COLLEGE OF MEDICINE | 7000001336 | 12,195 | - |
| Cancer Cause and Prevention Research | 93.393 (102466-00001 / NIH034) | TUFTS UNIVERSITY | 102466-00001 / NIH034 | (2,167) | - |
| Cancer Cause and Prevention Research | 93.393 (11000720-012 (4102-81790)-81790)) | PURDUE UNIVERSITY | 11000720-012 (4102-81790) | 3,181 | - |
| Cancer Cause and Prevention Research | 93.393 (1557 G 2A332 PTE-441356 RJ 29590) | UNIVERSITY OF CALIFORNIA LOS ANGELES | 1557 G 2A332 PTE-441356 RJ 29590 | 98,018 | - |
| Cancer Cause and Prevention Research | 93.393 (34-5250-2028-001) | UNIVERSITY OF NEBRASKA MEDICAL CENTER | 34-5250-2028-001 | 12,699 | - |
| Cancer Cause and Prevention Research | 93.393 (3RCQ4) | UNIVERSITY OF NEW MEXICO | 3RCQ4 | 180 | - |
| Cancer Cause and Prevention Research | 93.393 (92275293 S9001779) | UNIVERSITY OF CALIFORNIA SAN DIEGO | 92275293 S9001779 | (4,489) | - |
| Cancer Cause and Prevention Research | 93.393 (A18-0177-5018) | UNIVERSITY OF CALIFORNIA DAVIS | A18-0177-5018 | 52,018 | - |
| Cancer Cause and Prevention Research | 93.393 (AWD00000583 SUB00000248) | UNIVERSITY OF VERMONT | AWD00000583 SUB00000248 | 23,869 | - |
| Cancer Cause and Prevention Research | 93.393 (R1245386) | RESEARCH FOUNDATION OF SUNY | R1245386 | (4,097) | - |
| Cancer Cause and Prevention Research | 93.393 (RNG211062-UU-01) | KAISER PERMANENTE | RNG211062-UU-01 | 114,857 | - |
| Cancer Cause and Prevention Research | 93.393 (RS20160790-05) | UNIVERSITY OF OKLAHOMA | RS20160790-05 | (33) | - |
| Cancer Cause and Prevention Research | 93.393 (SP00013766-01) | GEORGIA STATE UNIVERSITY | SP00013766-01 | 12,121 | - |
| Cancer Cause and Prevention Research | 93.393 (SUB#835528) | FRED HUTCHINSON CANCER RESEARCH CENTER | SUB#835528 | (558) | - |
| Cancer Cause and Prevention Research | 93.393 (UWSC12962) | UNIVERSITY OF WASHINGTON | UWSC12962 | 58,745 | - |
| Cancer Cause and Prevention Research | 93.393 (VUMC73753) | VANDERBILT UNIVERSITY MEDICAL CENTER | VUMC73753 | 25,484 | - |
| Cancer Cause and Prevention Research | 93.393 (VARIOUS) | COLUMBIA UNIVERSITY | VARIOUS | 183,132 | - |
| Cancer Cause and Prevention Research | 93.393 (VARIOUS) | DARTMOUTH COLLEGE | VARIOUS | 54,144 | - |
| Cancer Cause and Prevention Research | 93.393 (VARIOUS) | EMORY UNIVERSITY | VARIOUS | 27,088 | - |
| Cancer Cause and Prevention Research | 93.393 (VARIOUS) | MAYO CLINIC ROCHESTER | VARIOUS | 21,280 | - |
| Cancer Cause and Prevention Research | 93.393 (VARIOUS) | MEMORIAL SLOAN-KETTERING CANCER CTR | VARIOUS | 7,648 | - |
| Cancer Cause and Prevention Research | 93.393 (VARIOUS) | NORTHWESTERN UNIVERSITY | VARIOUS | 34,238 | - |
| Cancer Cause and Prevention Research | 93.393 (VARIOUS) | WESTAT | VARIOUS | 3,052 | - |
| Cancer Centers Support Grants | 93.397 (VARIOUS) | FRED HUTCHINSON CANCER RESEARCH CENTER | 1045851 | 5,100,425 | 8,515 |
| Cancer Centers Support Grants | 93.397 (1045851) | RESEARCH CENTER | 1045851 | 2,164 | - |
| Cancer Centers Support Grants | 93.397 (10047645) | CITY OF HOPE NATIONAL MEDICAL CENTER | 10047645 | 211,836 | - |
| Cancer Centers Support Grants | 93.397 (ASUB0000013) | ARIZONA STATE UNIVERSITY | ASUB0000013 | 175,432 | - |
| Cancer Control | 93.399 (PO 20234145) | CHILDRENS HOSPITAL PHILADELPHIA | PO 20234145 | 15,508 | - |
| Cancer Detection and Diagnosis Research | 93.394 (VARIOUS) | | | 3,265,240 | 135,865 |
| Cancer Detection and Diagnosis Research | 93.394 (4322) | MD ANDERSON CANCER CENTER | 4322 | 54,332 | - |
| Cancer Detection and Diagnosis Research | 93.394 (091514-17902) | UNIVERSITY OF ILLINOIS URBANA-CHAMPAIGN | 091514-17902 | 56,818 | - |
| Cancer Detection and Diagnosis Research | 93.394 (10-20664-99-01-G2) | MOFFITT CANCER CENTER | 10-20664-99-01-G2 | 54,142 | - |
| Cancer Detection and Diagnosis Research | 93.394 (7000000941 (7R01CA211892)) | BAYLOR COLLEGE OF MEDICINE | 7000000941 (7R01CA211892) | 57,632 | - |

*Award number provided either when ALN is incomplete or not available or in association with Research and Development awards, as required

State of Utah
 Schedule of Expenditures of Federal Awards by State Agency
 For the Year Ended June 30, 2022

| State Agency | ALN Number (Award Number)* | Pass-Through Entity | Pass-Through Identification Number | Directly Expended | Provided to Subrecipients |
|--|--------------------------------------|---|---------------------------------------|-------------------|------------------------------|
| Cancer Prevention and Control Programs for State, Territorial and Tribal Organizations | 93.898 (5NUS8DP006320-05) | | | | |
| Cancer Research Manpower | 93.398 (VARIOUS) | | | 466,072 | - |
| Cancer Treatment Research | 93.395 (VARIOUS) | | | 2,684,840 | 8,446 |
| Cancer Treatment Research | 93.395 (62660) | BIOMIMETIX JV LLC | 62660 | 3,637,061 | 12,707 |
| Cancer Treatment Research | 93.395 (745001) | PROTEOGENOMICS RESH INST FOR SYS MED | 745001 | 61,495 | - |
| Cancer Treatment Research | 93.395 (095600004-325062) | VETERANS MEDICAL RESEARCH FOUNDATION | 095600004-325062 | 160,500 | - |
| Cancer Treatment Research | 93.395 (10-21462-99-01-G1) | MOFFITT CANCER CENTER | 10-21462-99-01-G1 | 7,899 | - |
| Cancer Treatment Research | 93.395 (53261.2003487.669304) | BECKMAN RESH INST OF CITY OF HOPE | 53261.2003487.669304 | 74,296 | - |
| Cancer Treatment Research | 93.395 (60075822.PO#60046347) | OHIO STATE UNIVERSITY RESEARCH FNDTN | 60075822.PO#60046347 | 21,997 | - |
| Cancer Treatment Research | 93.395 (AWD00000526) | UNIVERSITY OF VERMONT | AWD00000526.SUB00000230 | 305,537 | - |
| Cancer Treatment Research | 93.395 (NRG-GAFFNEY-GV8) | NRG ONCOLOGY | NRG-GAFFNEY-GV8 | 202,280 | - |
| Cancer Treatment Research | 93.395 (PO# 02838 SUB# AR03223) | PUBLIC HEALTH INSTITUTE | PO# 02838 SUB# AR03223 | 19,039 | - |
| Cancer Treatment Research | 93.395 (R01 CA221197 PO# 7000000513) | BAYLOR COLLEGE OF MEDICINE | R01 CA221197 PO# 7000000513 | 39,163 | - |
| Cancer Treatment Research | 93.395 | | | 34,846 | - |
| Cancer Treatment Research | (SUBK00012739)(SUBK00008225)) | UNIVERSITY OF MICHIGAN | SUBK00012739(SUBK00008225) | 385,452 | - |
| Cancer Treatment Research | 93.395 (U10CA180820-06-UTAH1C) | ECOG-ACRIN MEDICAL RESEARCH FDTN | U10CA180820-06-UTAH1C | 4,378 | - |
| Cancer Treatment Research | 93.395 (WU-21-181 / PO # 2940439K) | WASHINGTON UNIVERSITY IN ST LOUIS | WU-21-181 / PO # 2940439K | 284,165 | - |
| Cancer Treatment Research | 93.395 (VARIOUS) | CHILDRENS HOSPITAL PHILADELPHIA | VARIOUS | 130,271 | - |
| Cancer Treatment Research | 93.395 (VARIOUS) | MEDICAL COLLEGE OF WISCONSIN | VARIOUS | (258) | - |
| Cancer Treatment Research | 93.395 (VARIOUS) | OREGON HEALTH & SCIENCE UNIVERSITY | VARIOUS | 44,122 | - |
| Cancer Treatment Research | 93.395 | JOHN WYNE CNCR INST@ST JHN'S HLTH CR CTR | CA29605 | 7,107 | - |
| Cancer Treatment Research | 93.395 | ONCOIMMUNE INC | CD24Fc-004 | 12,062 | - |
| Cancer Treatment Research | 93.395 | PUBLIC HEALTH INSTITUTE | U10CA180886 / AR04535 | 2,444 | - |
| Cardiovascular Diseases Research | 93.837 (VARIOUS) | DREXEL UNIVERSITY | 900181 | 13,667,228 | 743,839 |
| Cardiovascular Diseases Research | 93.837 (900181) | BETH ISRAEL DEACONESS MEDICAL CENTER | 1060872 | 21,646 | - |
| Cardiovascular Diseases Research | 93.837 (1060872) | MICROSURGICAL INNOVATIONS | 10051191 | 76,215 | - |
| Cardiovascular Diseases Research | 93.837 (10051191) | ICAHN SCHOOL OF MEDICINE AT MOUNT SINAI | 0255-A344-4605 | 157,481 | - |
| Cardiovascular Diseases Research | 93.837 (171-NH-1C 5187) | ELECTRONIC BIOSCIENCE INC | 171-NH-1C 5187 | 67 | - |
| Cardiovascular Diseases Research | 93.837 (20162680-03) | UNIVERSITY OF CALIFORNIA DAVIS | 20162680-03 | (272) | - |
| Cardiovascular Diseases Research | 93.837 (265032-UTAH) | TEMPLE UNIVERSITY | 265032-UTAH | (90,650) | - |
| Cardiovascular Diseases Research | 93.837 (GENFD0001888518) | BOSTON CHILDREN'S HOSPITAL | GENFD0001888518 | 103,126 | - |
| Cardiovascular Diseases Research | 93.837 (N006187431) | UNIVERSITY OF MINNESOTA | N006187431 (N006187407) | 54,766 | - |
| Cardiovascular Diseases Research | 93.837 (R01HL125918) | YALE UNIVERSITY | R01HL125918 | 1,020 | - |
| Cardiovascular Diseases Research | | | | 2,414 | - |

*Award number provided either when ALN is incomplete or not available or in association with Research and Development awards, as required

State of Utah
 Schedule of Expenditures of Federal Awards by State Agency
 For the Year Ended June 30, 2022

| State Agency | ALN Number (Award Number)* | Pass-Through Entity | Pass-Through Identification Number | Directly Expended | Provided to Subrecipients |
|---|-------------------------------|--|---------------------------------------|-------------------|------------------------------|
| Cardiovascular Diseases Research | 93.837 (SITE #LF700) | DUKE UNIVERSITY | SITE #LF700 | 8,317 | - |
| Cardiovascular Diseases Research | 93.837 (VARIOUS) | RTI INTERNATIONAL | VARIOUS | (1,118) | - |
| Cardiovascular Diseases Research | 93.837 (VARIOUS) | HEALTHCORE | VARIOUS | 10,698 | - |
| Cardiovascular Diseases Research | 93.837 (VARIOUS) | NEW ENGLAND RESEARCH INSTITUTES | VARIOUS | 43,233 | 2,844 |
| Cardiovascular Diseases Research | 93.837 (VARIOUS) | ANN & ROBERT H LURIE CHILDRNS HOSP CHICG | VARIOUS | 11,441 | - |
| Cardiovascular Diseases Research | 93.837 (VARIOUS) | CHILDRENS HOSPITAL PHILADELPHIA | VARIOUS | 277,294 | - |
| Cardiovascular Diseases Research | 93.837 (VARIOUS) | CINCINNATI CHILDRENS HOSPITAL MED CTR | VARIOUS | 1,907 | - |
| Cardiovascular Diseases Research | 93.837 (VARIOUS) | COLUMBIA UNIVERSITY | VARIOUS | 224,169 | - |
| Cardiovascular Diseases Research | 93.837 (VARIOUS) | NATIONAL JEWISH HEALTH | VARIOUS | 21,580 | - |
| Cardiovascular Diseases Research | 93.837 (VARIOUS) | NEW ENGLAND RESEARCH INC | VARIOUS | (672) | 2,147 |
| Cardiovascular Diseases Research | 93.837 (VARIOUS) | OHIO STATE UNIVERSITY | VARIOUS | 11,351 | - |
| Cardiovascular Diseases Research | 93.837 (VARIOUS) | RESEARCH FNDTN UNIV OF NORTH CAROLINA AT CHAPEL HILL | VARIOUS | 100,972 | - |
| Cardiovascular Diseases Research | 93.837 (VARIOUS) | UNIVERSITY OF ALABAMA | VARIOUS | 92,133 | - |
| Cardiovascular Diseases Research | 93.837 (VARIOUS) | UNIVERSITY OF ALABAMA AT BIRMINGHAM | VARIOUS | 246,048 | - |
| Cardiovascular Diseases Research | 93.837 (VARIOUS) | UNIVERSITY OF CALIFORNIA SAN FRANCISCO | VARIOUS | 242,428 | - |
| Cardiovascular Diseases Research | 93.837 (VARIOUS) | UNIVERSITY OF PITTSBURGH | VARIOUS | 22,211 | - |
| Cardiovascular Diseases Research | 93.837 (VARIOUS) | VIRGINIA POLYTECHNIC INSTITUTE & ST UNIV | VARIOUS | 160,445 | - |
| Cardiovascular Diseases Research | 93.837 (VARIOUS) | YALE UNIVERSITY SCHOOL OF MEDICINE | VARIOUS | 128,697 | - |
| Cardiovascular Diseases Research | 93.837 | RTI INTERNATIONAL | 214047 | 229,009 | - |
| Cardiovascular Diseases Research | 93.837 | MEDICAL UNIVERSITY OF SOUTH CAROLINA | A22-0103-5001 | 25,744 | - |
| Cardiovascular Diseases Research | 93.837 | YALE UNIVERSITY | LIVE-HCM-UTAH | 717 | - |
| Cardiovascular Diseases Research | 93.837 | BRIGHAM & WOMENS HOSPITAL | U01HL130204 | 2,750 | - |
| Centers for Disease Control and Prevention_ Investigations and Technical Assistance | 93.283 (VARIOUS) | THE TASK FORCE FOR GLOBAL HEALTH | VARIOUS | 649,984 | 550,019 |
| Centers for Disease Control and Prevention_ Investigations and Technical Assistance | 93.283 (VARIOUS) | INDIANA UNIVERSITY | 8921-UTAH PO#0329121 | 295,811 | - |
| Centers for International Business Education Program | 84.220 (8921-UTAH PO#0329121) | INDIANA UNIVERSITY | 8921-UTAH PO#0329121 | 475 | - |
| Child Health and Human Development Extramural Research | 93.865 (VARIOUS) | MAGEE-WOMENS RESH INST & FDTN | 1423 | 8,687,078 | 1,123,555 |
| Child Health and Human Development Extramural Research | 93.865 (1423) | MASSACHUSETTS GENERAL HOSPITAL | 239085 | (32,775) | - |
| Child Health and Human Development Extramural Research | 93.865 (239085) | ADVANCED CONCEPTIONS INC | 10055192 | 18,628 | - |
| Child Health and Human Development Extramural Research | 93.865 (10055192) | UNIVERSITY OF ALABAMA AT BIRMINGHAM | 000523794-SC006 | 62,434 | - |
| Child Health and Human Development Extramural Research | 93.865 (000523794-SC006) | SEATTLE CHILDREN'S RESEARCH INSTITUTE | 127355UB | 7,250 | - |
| Child Health and Human Development Extramural Research | 93.865 (127355UB) | UTAH STATE UNIVERSITY | 202531-658 | 17,496 | - |
| Child Health and Human Development Extramural Research | 93.865 (202531-658) | NEW YORK UNIVERSITY | 20-A1-00-1002855 | 196,130 | - |
| Child Health and Human Development Extramural Research | 93.865 (20-A1-00-1002855) | CHILDREN'S NATIONAL MEDICAL CENTER | 30004942-11 | 8,468 | - |
| Child Health and Human Development Extramural Research | 93.865 (30004942-11) | | | 68,270 | - |

*Award number provided either when ALN is incomplete or not available or in association with Research and Development awards, as required

State of Utah
 Schedule of Expenditures of Federal Awards by State Agency
 For the Year Ended June 30, 2022

| State Agency | ALN Number (Award Number)* | Pass-Through Entity | Pass-Through Identification Number | Directly Expended | Provided to Subrecipients |
|--|---|--|--|-------------------|------------------------------|
| Child Health and Human Development Extramural Research | 93.865 (700171-0720-00) | RESH INST AT NATIONWIDE CHILDRENS HOSP | 700171-0720-00 | 41,214 | - |
| Child Health and Human Development Extramural Research | 93.865 (789K740) | UNIVERSITY OF WISCONSIN- MILWAUKEE | 789K740 | 141,920 | - |
| Child Health and Human Development Extramural Research | 93.865 (9011615-UNIVERSITY OF UTAH) | ANN & ROBERT H LURIE CHILDRNS HOSP CHICG | 9011615-UNIVERSITY OF UTAH | 5,494 | - |
| Child Health and Human Development Extramural Research | 93.865 (A20-0268-S004) | UNIVERSITY OF CALIFORNIA DAVIS | A20-0268-S004 | 14,703 | - |
| Child Health and Human Development Extramural Research | 93.865 (A574512) | EMORY UNIVERSITY | A574512 | 39,969 | - |
| Child Health and Human Development Extramural Research | 93.865 (AWD0003188(417136- 3)) | UNIVERSITY OF PITTSBURGH | AWD0003188(417136-3) | 6,794 | - |
| Child Health and Human Development Extramural Research | 93.865 (FY20.812.003 2-5-A9096 PO# 1001346689) | UNIVERSITY OF COLORADO AT DENVER | FY20.812.003 2-5-A9096 PO# 1001346689 | 88,646 | - |
| Child Health and Human Development Extramural Research | 93.865 (GB 10584.P0 #2150591) | UNIVERSITY OF VIRGINIA | GB 10584.P0 #2150591 | 26,507 | - |
| Child Health and Human Development Extramural Research | 93.865 (GENFD0001754387) | BOSTON CHILDREN'S HOSPITAL | GENFD0001754387 | 13,661 | - |
| Child Health and Human Development Extramural Research | 93.865 (OSP2018139) | UNIVERSITY OF MASSACHUSETTS | OSP2018139 | 222,864 | - |
| Child Health and Human Development Extramural Research | 93.865 (PO 20228096 / GRT- 00000762) | CHILDRENS HOSPITAL PHILADELPHIA | PO 20228096 / GRT-00000762 | 74,203 | - |
| Child Health and Human Development Extramural Research | 93.865 (TULHSC4671314) | TULANE UNIVERSITY | TULHSC4671314 | (13,443) | - |
| Child Health and Human Development Extramural Research | 93.865 (VARIOUS) | GEORGE WASHINGTON UNIVERSITY | VARIOUS | 643,656 | 128,872 |
| Child Health and Human Development Extramural Research | 93.865 (VARIOUS) | MEDICAL COLLEGE OF WISCONSIN | VARIOUS | 110,057 | - |
| Child Health and Human Development Extramural Research | 93.865 (VARIOUS) | NORTHWESTERN UNIVERSITY | VARIOUS | 462,603 | - |
| Child Health and Human Development Extramural Research | 93.865 (VARIOUS) | OREGON HEALTH & SCIENCE UNIVERSITY | VARIOUS | 195,636 | - |
| Child Health and Human Development Extramural Research | 93.865 (VARIOUS) | RTI INTERNATIONAL | VARIOUS | 611,669 | 70,987 |
| Child Health and Human Development Extramural Research | 93.865 (VARIOUS) | SHARP HEALTHCARE FOUNDATION UNIVERSITY OF CALIFORNIA SAN DIEGO | VARIOUS | 104,262 | - |
| Child Health and Human Development Extramural Research | 93.865 (VARIOUS) | UNIVERSITY OF MICHIGAN | VARIOUS | 109,695 | - |
| Child Health and Human Development Extramural Research | 93.865 (VARIOUS) | VANDERBILT UNIVERSITY MEDICAL CENTER | VUMC 53375 | 27,014 | - |
| Child Health and Human Development Extramural Research | 93.865 | CENTER | (801) | (801) | - |
| Climate and Atmospheric Research | 11.431 (VARIOUS) | | | 252,741 | - |
| Climate and Atmospheric Research | 11.431 (1561199 PO:1001579165) | UNIVERSITY OF COLORADO AT BOULDER | 1561199 PO:1001579165 | 53,458 | - |
| Climate and Atmospheric Research | 11.431 (NA210AR4310231) | | | 3,302 | - |
| Climate and Atmospheric Research | 11.431 (NA210AR4310232) | | | 96,956 | - |
| Climate and Atmospheric Research | 11.431 | | | (561) | - |
| Computer and Information Science and Engineering | 47.070 (VARIOUS) | | | 11,612,800 | 2,401,865 |
| Computer and Information Science and Engineering | 47.070 (1836742) | UNIVERSITY OF KENTUCKY UNIV OF NORTH CAROLINA AT CHAPEL HILL | 1836742 | 16,748 | - |
| Computer and Information Science and Engineering | 47.070 (5115828) | UNIVERSITY OF ILLINOIS URBANA- CHAMPAIGN | 5115828 | 24,146 | - |
| Computer and Information Science and Engineering | 47.070 (067846-18551) | CHAMPAIGN | 067846-18551 | 46,624 | - |
| Computer and Information Science and Engineering | 47.070 (1048-C) | INTERNETZ | 1048-C | 44,727 | - |
| Computer and Information Science and Engineering | 47.070 (502648-78051) | NORTHEASTERN UNIVERSITY | 502648-78051 | 65,693 | - |
| Computer and Information Science and Engineering | 47.070 (60054740 UTAH) | NORTHWESTERN UNIVERSITY | 60054740 UTAH | 17,998 | - |
| Computer and Information Science and Engineering | 47.070 (CNS-182688) | US IGNITE | CNS-182688 | 3,267,790 | 131,925 |
| Computer and Information Science and Engineering | 47.070 (FP066185-B) | UNIVERSITY OF CHICAGO | FP066185-B | 149,176 | - |
| Computer and Information Science and Engineering | 47.070 (SPC- 1000005608/GR124842) | OHIO STATE UNIVERSITY RESEARCH FNDTN | SPC-1000005608/GR124842 | 66,342 | - |

*Award number provided either when ALN is incomplete or not available or in association with Research and Development awards, as required

State of Utah
 Schedule of Expenditures of Federal Awards by State Agency
 For the Year Ended June 30, 2022

| State Agency | ALN Number (Award Number)* | Pass-Through Entity | Pass-Through Identification Number | Directly Expended | Provided to Subrecipients |
|---|---|---|---------------------------------------|-------------------|------------------------------|
| Computer and Information Science and Engineering | 47.070 (UTA19-001215) | UNIVERSITY OF TEXAS AT AUSTIN | UTA19-001215 | 79,004 | - |
| | | UNIVERSITY OF SOUTHERN CALIFORNIA | VARIOUS | 188,989 | - |
| Computer and Information Science and Engineering | 47.070 (VARIOUS) | | | 25,232 | - |
| Cooperative Research and Training Programs – Resources of the National Park System | 15.945 (VARIOUS) | | | 22,325 | - |
| System | 15.945 | | | 428,272 | - |
| Coordinated Services and Access to Research for Women, Infants, Children, and Youth | 93.153 (VARIOUS) | | | 91,515 | - |
| Corrections Training and Staff Development | 16.601 | | | 117,885 | - |
| Cultural and Paleontological Resources Management | 15.224 (VARIOUS) | | | 105,132 | - |
| Cultural Resources Management | 15.511 | | | 87,111 | - |
| Department of Agriculture | 10 (VARIOUS) | | | (1,673) | - |
| Department of Agriculture | 10 (0786941-17762 GRANT AB211) | UNIVERSITY OF ILLINOIS URBANA-CHAMPAIGN | 0786941-17762 GRANT AB211 | 18,303 | 3,113 |
| Department of Agriculture | 10 (VARIOUS) | | | 238,389 | - |
| Department of Commerce | 11 (VARIOUS) | | | 940,185 | - |
| Department of Defense | 12 (VARIOUS) | | | 16,737 | - |
| Department of Defense | 12 (2004366418) | JOHNS HOPKINS UNIVERSITY | 2004366418 | 89,924 | - |
| Department of Defense | 12 (1013370_UUIT) | OREGON HEALTH & SCIENCE UNIVERSITY | 1013370_UUIT | 157,277 | - |
| Department of Defense | 12 (VARIOUS) | ESPIRA | VARIOUS | 98,453 | - |
| Department of Defense | 12 (PO 2004757094) | JOHNS HOPKINS UNIVERSITY | PO 2004757094 | 49,923 | - |
| Department of Defense | 12 (N6600115C4017) | | | (201) | - |
| Department of Defense | 12 (1081441) | BAE SYSTEMS | 1081441 | 60,633 | - |
| Department of Defense | 12 (10056182) | OBLATE OPTICS INC | 10056182 | 138 | - |
| Department of Defense | 12 (1(GG012664)) | COLUMBIA UNIVERSITY | 1(GG012664) | 54,049 | - |
| Department of Defense | 12 (S4628 (PO 194184)) | MASSACHUSETTS INSTITUTE OF TECHNOLOGY | S4628 (PO 194184) | 135,226 | - |
| Department of Defense | 12 (VARIOUS) | | | 37,662 | - |
| Department of Defense | 12 (10058508) | ICONIC AIR | 10058508 | (86) | - |
| Department of Defense | 12 (10058581) | COGNITECH CORP | 10058581 | 53,931 | - |
| Department of Defense | 12 (10060777) | QUESTEK INNOVATIONS | 10060777 | 13,834 | - |
| Department of Defense | 12 (PO 13367) | ENGINEERING + SOFTWARE SYSTEM SOLUTIONS | PO 13367 | 136,098 | - |
| Department of Defense | 12 (WSU#16368) | WICHITA STATE UNIVERSITY | WSU#16368 | 65,511 | - |
| Department of Defense | 12 (VARIOUS) | ROGUE SPACE SYSTEMS CORP | VARIOUS | (14) | - |
| Department of Defense | 12 (N6600115C4017) | | | 16,039 | - |
| Department of Defense | 12 (10058891) | TRAIL OF BITS | 10058891 | 47,380 | - |
| Department of Defense | 12 (86741105540-18592) | UNIVERSITY OF IL AT URBANA-CHAMPAIGN | 86741105540-18592 | 115,392 | - |
| Department of Defense | 12 (PO 57482) | SRI INTERNATIONAL | PO 57482 | 1,202,501 | - |
| Department of Defense | 12 (VARIOUS) | | | (10,094) | - |
| Department of Defense | 12 (1554466) | UNIVERSITY OF COLORADO AT BOULDER | 1554466 | 12,004 | - |
| Department of Defense | 12 (2004848719) | JOHNS HOPKINS UNIVERSITY | 2004848719 | 561,460 | - |
| Department of Defense | 12 (4666 PO953258 HJF65544) | HENRY M. JACKSON FNDT ADVNCMINT MIL MED | 4666 PO953258 HJF65544 | 379,458 | - |
| Department of Defense | 12 (FP00009533_SA004) | VIRGINIA COMMONWEALTH UNIVERSITY | FP00009533_SA004 | 16,577 | - |
| Department of Defense | 12 (NONE) | INNOSYS INC. | NONE | 16,958 | - |
| Department of Defense | 12 (S-D00243-10-IDIQ-UOU / PO21-PO21-00517) | APPLIED RESEARCH ASSOCIATES INC | S-D00243-10-IDIQ-UOU / PO21-00517 | | |

*Award number provided either when ALN is incomplete or in association with Research and Development awards, as required

State of Utah
 Schedule of Expenditures of Federal Awards by State Agency
 For the Year Ended June 30, 2022

| State Agency | ALN Number (Award Number)* | Pass-Through Entity | Pass-Through Identification Number | Directly Expended | Provided to Subrecipients |
|---|--|--|--|-------------------|------------------------------|
| Department of Defense | 12 (TX50150731) | KBRWYLE | TX50150731 | (3,989) | - |
| Department of Defense | 12 (UNIV61654) | VANDERBILT UNIVERSITY MILITARY & HEALTH RESEARCH FOUNDATION | UNIV61654 | 20,101 | - |
| Department of Defense | 12 (VARIOUS) | WASHINGTON UNIVERSITY IN ST LOUIS | VARIOUS | 275,121 | - |
| Department of Defense | 12 (VARIOUS) | LOUIS | VARIOUS | 779,950 | - |
| Department of Defense | 12 (VARIOUS) | | | 95,769 | - |
| Department of Defense | 12 (10057563) | NEVADA NANOTECH SYSTEMS INC UNIVERSITY OF CALIFORNIA SAN FRANCISCO | 10057563 | 137,149 | - |
| Department of Defense | 12 (CS-2018-0009) | | CS-2018-0009 | 128,796 | - |
| Department of Defense | 12 (D16PC00183-UTAH) | RNET TECHNOLOGIES INC | D16PC00183-UTAH | 80,241 | - |
| Department of Defense | 12 (NONE) | ONCOLEXIS THERAPEUTICS INC WESTERN INSTITUTE FOR BIOMEDICAL-RESH | NONE | 53,740 | - |
| Department of Defense | 12 (NONE) | | NONE | 11,650 | - |
| Department of Education | 84 (CEDAR) | UNIVERSITY OF FLORIDA | CEEDAR | 23,328 | - |
| Department of Energy | 81 (4000174383) | DOE UT-BATTELLE LLC | 4000174383 | 298,908 | - |
| Department of Energy | 81 (VARIOUS) | | | 4,651,071 | 121,451 |
| Department of Energy | 81 (10057737) | INNOSENSE LLC | 10057737 | 79,168 | - |
| Department of Energy | 81 (10049682-BIOLOGICALLY INSPIRED AMMONIA) | FULCRUM BIOSCIENCES UTAH STATE UNIVERSITY | 10049682-BIOLOGICALLY INSPIRED AMMONIA 203387-740 | 4,824 63,595 | - |
| Department of Energy | 81 (2104-1362-00-B PO#:000016059) | UNIVERSITY OF SOUTH FLORIDA | 2104-1362-00-B PO#:000016059 | 2,004 | - |
| Department of Energy | 81 (NONE) | PARTICLE FLUX ANALYTICS OAK RIDGE ASSOCIATED UNIVERSITIES | NONE | 21,570 | - |
| Department of Energy | 81 (VARIOUS) | | VARIOUS | 79,836 | - |
| Department of Energy | 81 (VARIOUS) | REACTION ENGINEERING INTL | VARIOUS | 217,218 | - |
| Department of Energy | 81 (VARIOUS) | RNET TECHNOLOGIES INC | VARIOUS | 9,708 | - |
| Department of Energy | 81 (VARIOUS) | SUSTAINABLE MANUFACTURING INNOV ALLNCE | VARIOUS | 66,873 | - |
| Department of Energy | 81 (VARIOUS) | VISUS LLC | VARIOUS | 278,303 | - |
| Department of Energy | 81 (VARIOUS) | | | 446,051 | - |
| Department of Energy | 81 (VARIOUS) | HIFUNDA LLC | VARIOUS | 105,259 | - |
| Department of Health and Human Services | 93 (1901002Z1 (P015005) (P0103797)) | MICHIGAN TECHNOLOGICAL UNIVERSITY | 1901002Z1 (P015005) (P0103797) | 52,775 | - |
| Department of Health and Human Services | 93 (20-SA-313301A-631) | NATL ALLNCE OF ST AND TERRITRL AIDS DIR | 20-SA-313301A-631 | 54,794 | - |
| Department of Health and Human Services | 93 (22-016-002) | UNIVERSITY OF NEBRASKA KEARNEY | 22-016-002 | 90,914 | - |
| Department of Health and Human Services | 93 (75D301-19-C-05998) | HARVARD PILGRIM HEALTHCARE INST | 75D301-19-C-05998 | 165,695 | - |
| Department of Health and Human Services | 93 (EGS0045) | EAGLE GLOBAL SCIENTIFIC LLC | EGS0045 | 5,380 | - |
| Department of Health and Human Services | 93 (GENFD0001841716) | BOSTON CHILDREN'S HOSPITAL THE TASK FORCE FOR GLOBAL HEALTH | GENFD0001841716 | 45,302 | - |
| Department of Health and Human Services | 93 (NONE) | | NONE | 47,636 | - |
| Department of Health and Human Services | 93 (VARIOUS) | | | 5,736,101 | 41,303 |
| Department of Health and Human Services | 93 (10045855 /13541) | THE EMMES COMPANY LLC | 10045855 /13541 | (5,723) | - |
| Department of Health and Human Services | 93 (DDFA YR3 005) | BAYLOR COLLEGE OF MEDICINE | DDFA YR3 005 | 6,370 | - |
| Department of Health and Human Services | 93 (VARIOUS) | | | 43,673 | - |
| Department of Health and Human Services | 93 (VARIOUS) | | | (1,676) | - |
| Department of Health and Human Services | 93 (VARIOUS) | | | 6,738,215 | 549,545 |

*Award number provided either when ALN is incomplete or not available or in association with Research and Development awards, as required

State of Utah
 Schedule of Expenditures of Federal Awards by State Agency
 For the Year Ended June 30, 2022

| State Agency | ALN Number (Award Number)* | Pass-Through Entity | Pass-Through Identification Number | Directly Expended | Provided to Subrecipients |
|---|--|--|---------------------------------------|-------------------|------------------------------|
| Department of Health and Human Services | 93 (5116785) | UNIV OF NORTH CAROLINA AT CHAPEL HILL | 5116785 | 6,000 | - |
| Department of Health and Human Services | 93 (10034797) | UNIVERSITY OF CALGARY | 10034797 | 241,169 | - |
| Department of Health and Human Services | 93 (10053328) | AYUVIS RESEARCH INC | 10053328 | 198,261 | - |
| Department of Health and Human Services | 93 (10057512) | PEEL THERAPEUTICS IMAGING BIOMARKER SOLUTIONS INC | 10057512 | 95,789 | - |
| Department of Health and Human Services | 93 (10065368) | UNIVERSITY OF ALABAMA AT BIRMINGHAM | 10065368 | 2,194 | - |
| Department of Health and Human Services | 93 (000513373-SP004-SC001) | UNIVERSITY OF ALABAMA AT BIRMINGHAM | 000513373-SP004-SC001 | 533,378 | - |
| Department of Health and Human Services | 93 (30 (GG015997-01)) | COLUMBIA UNIVERSITY | 30 (GG015997-01) | 23,223 | - |
| Department of Health and Human Services | 93 (6119114400E SITE 502) | UNIVERSITY OF SOUTH FLORIDA | 6119114400E SITE 502 | 6,814 | - |
| Department of Health and Human Services | 93 (DMID NO. 20-0006) | LEIDOS | DMID NO. 20-0006 | 2,132,456 | - |
| Department of Health and Human Services | 93 (FY18.903.001) | UNIVERSITY OF COLORADO AT DENVER | FY18.903.001 | 55,299 | 51,916 |
| Department of Health and Human Services | 93 (NONE) | ECOG-ACRIN CANCER RESEARCH GROUP | NONE | 848 | - |
| Department of Health and Human Services | 93 (NONE) | OREGON HEALTH & SCIENCE UNIVERSITY | NONE | 54,148 | - |
| Department of Health and Human Services | 93 (NONE) | HEALTHCORE | NONE | 24,093 | - |
| Department of Health and Human Services | 93 (NONE) | LAM FOUNDATION | NONE | 1,219 | - |
| Department of Health and Human Services | 93 (NRN: 0216392) | RTI INTERNATIONAL | NRN: 0216392 | 33,455 | 8,118 |
| Department of Health and Human Services | 93 (SBIR-II-UU-SUB-01) | 3HELIX INC | SBIR-II-UU-SUB-01 | 25,875 | - |
| Department of Health and Human Services | 93 (SUBK00013691-005) | UNIVERSITY OF MICHIGAN | SUBK00013691-005 | 33,741 | - |
| Department of Health and Human Services | 93 (UL 1 TR002366) | UNIV OF KANSAS MED CTR RESH INST | UL 1 TR002366 | (9) | - |
| Department of Health and Human Services | 93 (UU442019) | HEALTH RHYTHMS | UU442019 | 163,108 | - |
| Department of Health and Human Services | 93 (UWSC12763 BPO#56246) | UNIVERSITY OF WASHINGTON | UWSC12763 BPO#56246 | 150,315 | - |
| Department of Health and Human Services | 93 (VARIOUS) | BRIGHAM & WOMENS HOSPITAL MASSACHUSETTS GENERAL HOSPITAL | VARIOUS | 32,033 | 8,649 |
| Department of Health and Human Services | 93 (VARIOUS) | NEW ENGLAND RESEARCH INSTITUTES | VARIOUS | 335,414 | - |
| Department of Health and Human Services | 93 (VARIOUS) | NEXEOS DIAGNOSTICS INC | VARIOUS | 46,473 | - |
| Department of Health and Human Services | 93 (VARIOUS) | DUKE UNIVERSITY | VARIOUS | 104,729 | - |
| Department of Health and Human Services | 93 (VARIOUS) | BAYLOR COLLEGE OF MEDICINE | VARIOUS | 98,989 | - |
| Department of Health and Human Services | 93 (6426-03-S009) | WESTAT | 6426-03-S009 | 498,777 | - |
| Department of Health and Human Services | 93 (HHS2332016000311 /75P00120F37002) | JBS INTERNATIONAL INC THE TASK FORCE FOR GLOBAL HEALTH | HHS2332016000311 /75P00120F37002 | 24,271 | - |
| Department of Health and Human Services | 93 (PI-CD34-ICBD) | PI-CD34-ICBD | PI-CD34-ICBD | 24,855 | - |
| Department of Health and Human Services | 93 (SC-UT-01 / 37583-2021.0001) | JOHN SNOW INC | SC-UT-01 / 37583-2021.0001 | 53,489 | - |
| Department of Health and Human Services | 93 (U01HL088842 P00255-A343- 4605) | ICAHN SCHOOL OF MEDICINE AT MOUNT SINAI | U01HL088842 P00255-A343-4605 | 6,339 | - |
| Department of Health and Human Services | 16 (NONE) | ASIAN ASSOCIATION OF UTAH | NONE | 216,918 | - |
| Department of the Interior | 15 (VARIOUS) | SWCA ENVIRONMENTAL CONSULTANTS | NONE | 8,400 | - |
| Department of the Interior | 15 (62599) | STAGG RESOURCE CONSULTANTS INC | 62599 | 133,175 | - |
| Department of the Interior | 15 (E1057-153-101) | G2 ARCHAEOLOGY | E1057-153-101 | 4,951 | - |
| Department of the Interior | 15 (NONE) | PORTLAND STATE UNIVERSITY | NONE | 2,316 | - |
| Department of Transportation | 15 (VARIOUS) | PORTLAND STATE UNIVERSITY | VARIOUS | 7,524 | - |
| Department of Transportation | 20 (VARIOUS) | PORTLAND STATE UNIVERSITY | VARIOUS | 9,555 | - |
| Department of Transportation | 20 (VARIOUS) | PORTLAND STATE UNIVERSITY | VARIOUS | 83,164 | - |

*Award number provided either when ALN is incomplete or not available or in association with Research and Development awards, as required

State of Utah
 Schedule of Expenditures of Federal Awards by State Agency
 For the Year Ended June 30, 2022

| State Agency | ALN Number (Award Number)* | Pass-Through Entity | Pass-Through Identification Number | Directly Expended | Provided to Subrecipients |
|--|--|---|---------------------------------------|-------------------|------------------------------|
| Department of Transportation | 20 (693J321C000033) | UNIVERSITY OF ILLINOIS URBANA- CHAMPAIGN | 16050-18622 | 61,614 | - |
| Department of Transportation | 20 (16050-18622) | | | 34,519 | - |
| Department of Transportation | 20 (38617.13/DTFH6116D00040) | VANASSE HANGEN BRUSTLIN INC | 38617.13/DTFH6116D00040 | 92,986 | - |
| Department of Transportation | 20 (693J620C000010) | | | 77,196 | - |
| Department of Transportation | 20 (DTNH2215C00030) | PORTLAND STATE UNIVERSITY | NITC2016-UU-29(1454) | 4,839,445 | 94,463 |
| Department of Transportation | 20 (NITC2016-UU-29(1454)) | | | 30,726 | - |
| Department of Veterans Affairs | 64 (VARIOUS) | | | 33,200 | - |
| Department of Veterans Affairs | 64 (VARIOUS) | | | 13,257,408 | - |
| Diabetes, Digestive, and Kidney Diseases Extramural Research | 93.847 (VARIOUS) | | | 11,769,534 | 1,295,855 |
| Diabetes, Digestive, and Kidney Diseases Extramural Research | 93.847 (18037) | UNIVERSITY OF ILLINOIS AT CHICAGO | 18037 | 47,425 | - |
| Diabetes, Digestive, and Kidney Diseases Extramural Research | 93.847 (100239) | JOSLIN DIABETES CENTER | 100239 | 14,714 | - |
| Diabetes, Digestive, and Kidney Diseases Extramural Research | 93.847 (10051344) | POTRERO HILL THERAPEUTICS | 10051344 | 106,368 | - |
| Diabetes, Digestive, and Kidney Diseases Extramural Research | 93.847 (10053353) | STREAMDX INC | 10053353 | 134,930 | - |
| Diabetes, Digestive, and Kidney Diseases Extramural Research | 93.847 (2004017126) | JOHNS HOPKINS HOSPITAL | 2004017126 | 22,659 | - |
| Diabetes, Digestive, and Kidney Diseases Extramural Research | 93.847 (3001370490) | MD ANDERSON CANCER CENTER | 3001370490 | 78,592 | - |
| Diabetes, Digestive, and Kidney Diseases Extramural Research | 93.847 (098750003-325738) | VETERANS MEDICAL RESEARCH FOUNDATION | 098750003-325738 | 14,376 | - |
| Diabetes, Digestive, and Kidney Diseases Extramural Research | 93.847 (1(GG015926-01)) | COLUMBIA UNIVERSITY | 1(GG015926-01) | 31,843 | - |
| Diabetes, Digestive, and Kidney Diseases Extramural Research | 93.847 (150801 GMO 150801) | UNIV OF TEXAS SOUTHWESTERN | 150801 GMO 150801 | (301) | - |
| Diabetes, Digestive, and Kidney Diseases Extramural Research | 93.847 (5019538-SERV) | PO#00000659E MEDICAL CTR | PO#00000659E | 146,658 | - |
| Diabetes, Digestive, and Kidney Diseases Extramural Research | 93.847 (5450481062516137- 169614) | TUFTS UNIVERSITY | 5019538-SERV | | |
| Diabetes, Digestive, and Kidney Diseases Extramural Research | 93.847 (5450481062516137-169614) | STANFORD UNIVERSITY | 5450481062516137-169614 | 25,780 | - |
| Diabetes, Digestive, and Kidney Diseases Extramural Research | 93.847 (701K816) | UNIVERSITY OF WISCONSIN- MADISON | 701K816 | 34,141 | - |
| Diabetes, Digestive, and Kidney Diseases Extramural Research | 93.847 (901628-UTAH) | ANN & ROBERT H LURIE CHLDRNS HOSP CHIC | 901628-UTAH | 16,109 | - |
| Diabetes, Digestive, and Kidney Diseases Extramural Research | 93.847 (90757-20329201) | UNIVERSITY OF MARYLAND | 90757-20329201 | 27,140 | - |
| Diabetes, Digestive, and Kidney Diseases Extramural Research | 93.847 (A03-3580) | DUKE CLINICAL RESEARCH INSTITUTE | A03-3580 | 28,797 | - |
| Diabetes, Digestive, and Kidney Diseases Extramural Research | 93.847 (FP068366-01 J) | UNIVERSITY OF CHICAGO | FP068366-01 J | (266) | - |
| Diabetes, Digestive, and Kidney Diseases Extramural Research | 93.847 (FY19.344.001/PRO-25- A7271) | UNIVERSITY OF COLORADO AT DENVER | FY19.344.001/PRO-25-A7271 | (230) | - |
| Diabetes, Digestive, and Kidney Diseases Extramural Research | 93.847 (GB10510) | UNIVERSITY OF VIRGINIA | GB10510 | 23,524 | - |
| Diabetes, Digestive, and Kidney Diseases Extramural Research | 93.847 (GC10459-02) | DARTMOUTH-HITCHCOCK HEALTHCARE | GC10459-02 | 23,828 | - |
| Diabetes, Digestive, and Kidney Diseases Extramural Research | 93.847 (NONE) | ARBOR RESEARCH COLLABORATIVE FOR HEALTH | NONE | 131 | - |
| Diabetes, Digestive, and Kidney Diseases Extramural Research | 93.847 (RENO PILOT & FEASABILITY) | WASHINGTON UNIVERSITY IN ST LOUIS | RENO PILOT & FEASABILITY | 73,823 | - |
| Diabetes, Digestive, and Kidney Diseases Extramural Research | 93.847 (SPC-001310 OS00000133) | UNIVERSITY OF MIAMI | SPC-001310 OS00000133 | 48,386 | - |
| Diabetes, Digestive, and Kidney Diseases Extramural Research | 93.847 (VARIOUS) | AUGUSTA UNIVERSITY | VARIOUS | 64,826 | - |
| Diabetes, Digestive, and Kidney Diseases Extramural Research | 93.847 (VARIOUS) | ICAHN SCHOOL OF MEDICINE AT MOUNT SINAI | VARIOUS | 166,734 | - |
| Diabetes, Digestive, and Kidney Diseases Extramural Research | 93.847 (VARIOUS) | NORTHWESTERN UNIVERSITY | VARIOUS | 34,189 | - |
| Diabetes, Digestive, and Kidney Diseases Extramural Research | 93.847 (VARIOUS) | UNIVERSITY OF IOWA | VARIOUS | (20,573) | - |
| Diabetes, Digestive, and Kidney Diseases Extramural Research | 93.847 (VARIOUS) | UNIVERSITY OF MICHIGAN | VARIOUS | 16,954 | - |
| Diabetes, Digestive, and Kidney Diseases Extramural Research | 93.847 (VARIOUS) | UNIVERSITY OF NEBRASKA- LINCOLN | VARIOUS | 22,847 | - |

*Award number provided either when ALN is incomplete or not available or in association with Research and Development awards, as required

State of Utah
 Schedule of Expenditures of Federal Awards by State Agency
 For the Year Ended June 30, 2022

| State Agency | ALN Number (Award Number)* | Pass-Through Entity | Pass-Through Identification Number | Directly Expended | Provided to Subrecipients |
|--|--|---|---------------------------------------|-------------------|------------------------------|
| Diabetes, Digestive, and Kidney Diseases Extramural Research | 93.847 (VARIOUS) | UNIVERSITY OF PENNSYLVANIA | VARIOUS | 75,665 | - |
| Diabetes, Digestive, and Kidney Diseases Extramural Research | 93.847 (VARIOUS) | UNIVERSITY OF PITTSBURGH | VARIOUS | 44,240 | - |
| Diabetes, Digestive, and Kidney Diseases Extramural Research | 93.847 (VARIOUS) | VANDERBILT UNIVERSITY MEDICAL CENTER | VARIOUS | 11,632 | - |
| Dietary Supplement Research Program | 93.321 (VARIOUS) | | | 363,294 | 18,389 |
| Discovery and Applied Research for Technological Innovations to Improve Human Health | 93.286 (VARIOUS) | | | 3,695,464 | 266,167 |
| Discovery and Applied Research for Technological Innovations to Improve Human Health | 93.286 (8947) | INDIANA UNIVERSITY | 8947 | 67,377 | - |
| Discovery and Applied Research for Technological Innovations to Improve Human Health | 93.286 (122367359) | UNIVERSITY OF SOUTHERN CALIFORNIA | 122367359 | 101,158 | - |
| Discovery and Applied Research for Technological Innovations to Improve Human Health | 93.286 (100817-18086) | UNIVERSITY OF ILLINOIS URBANA-CHAMPAIGN | 100817-18086 | 63,403 | - |
| Discovery and Applied Research for Technological Innovations to Improve Human Health | 93.286 (1R41EB032722-01-UTAH) | RNET TECHNOLOGIES INC | 1R41EB032722-01-UTAH | 76,884 | - |
| Discovery and Applied Research for Technological Innovations to Improve Human Health | 93.286 (20190018UOFU) | UTAH VALLEY UNIVERSITY | 20190018UOFU | 29,355 | - |
| Discovery and Applied Research for Technological Innovations to Improve Human Health | 93.286 (A20-1820-5001 / PO# 922116) | UNIVERSITY OF CALIFORNIA DAVIS | A20-1820-5001 / PO# 922116 | 36,497 | - |
| Discovery and Applied Research for Technological Innovations to Improve Human Health | 93.286 (OSP/WPM33765-UTAH POHWA01037871) | UNIVERSITY OF MASSACHUSETTS | OSP/WPM33765-UTAH POHWA01037871 | 9,208 | - |
| Discovery and Applied Research for Technological Innovations to Improve Human Health | 93.286 (URK87) | FLORIDA ATLANTIC UNIVERSITY | URK87 | 1,679 | - |
| Drug Abuse and Addiction Research Programs | 93.279 (VARIOUS) | | | 8,298,667 | 323,616 |
| Drug Abuse and Addiction Research Programs | 93.279 (10058817) | BEHAVR | 10058817 | 109,674 | - |
| Drug Abuse and Addiction Research Programs | 93.279 (9920180084) | RAND CORPORATION | 9920180084 | 18,417 | - |
| Drug Abuse and Addiction Research Programs | 93.279 (32661 UTAH) | BARROW NEUROLOGICAL INSTITUTE | 32661 UTAH | 52,523 | - |
| Drug Abuse and Addiction Research Programs | 93.279 (5001631-1) | WOMEN AND INFANTS HOSP OF RHODE ISLAND | 5001631-1 | 290,857 | - |
| Drug Abuse and Addiction Research Programs | 93.279 (C00071084-2) | UNIVERSITY OF MISSOURI-COLUMBIA | C00071084-2 | 17,538 | - |
| Drug Abuse and Addiction Research Programs | 93.279 (S20-01277) | NEW YORK UNIVERSITY | S20-01277 | 6,795 | - |
| Drug Abuse and Addiction Research Programs | 93.279 (SP00014395-01) | GEORGIA STATE UNIVERSITY | SP00014395-01 | 7,532 | - |
| Drug Abuse and Addiction Research Programs | 93.279 (SUB00002790) | UNIVERSITY OF FLORIDA | SUB00002790 | 27,466 | - |
| Drug Abuse and Addiction Research Programs | 93.279 (VARIOUS) | NYU LANGONE MEDICAL CENTER | VARIOUS | 1,255,556 | - |
| Drug Abuse and Addiction Research Programs | 93.279 (VARIOUS) | UNIVERSITY OF PITTSBURGH | VARIOUS | 23,420 | - |
| Drug Abuse and Addiction Research Programs | 93.279 (VARIOUS) | YALE UNIVERSITY | VARIOUS | 430,226 | - |
| Earthquake Hazards Reduction Program | 15.807 (VARIOUS) | | | 64,972 | - |
| Earthquake Hazards Reduction Program | 15.807 (PO 10920505 131437096) | UNIVERSITY OF SOUTHERN CALIFORNIA | PO 10920505 131437096 | (1,248) | - |
| Earthquake Hazards Reduction Program | 15.807 (VARIOUS) | SOUTHERN CALIFORNIA EARTHQUAKE CENTER | VARIOUS | 10,557 | - |
| Economic Adjustment Assistance for State Governments | 12.617 (VARIOUS) | | | 137,052 | 9,386 |
| Economic Adjustment Assistance for State Governments | 12.617 | | | 211,254 | 80,955 |
| Education | 43.008 (80NSSC20M0103) | | | 710,777 | 534,056 |
| Education | 43.008 | | | 30,517 | - |
| Education and Human Resources | 43.008 | | | 4,962 | - |
| Education and Human Resources | 47.076 (VARIOUS) | | | 3,778,389 | 641,579 |
| Education and Human Resources | 47.076 (NSF123-02) | | | 385 | - |
| Education and Human Resources | 47.076 (VARIOUS) | SANTA CLARA UNIVERSITY | NSF123-02 | - | - |
| Education and Human Resources | 47.076 | ARIZONA STATE UNIVERSITY | VARIOUS | 1,652 | - |
| Emergency Medical Services for Children | 93.127 (5UJ5MC30824-05) | ARIZONA STATE UNIVERSITY | CC0342-PG08675-22-64 /SUB | 628 | - |
| | | | | 2,965,976 | - |

*Award number provided either when ALN is incomplete or not available or in association with Research and Development awards, as required

State of Utah
 Schedule of Expenditures of Federal Awards by State Agency
 For the Year Ended June 30, 2022

| State Agency | ALN Number (Award Number)* | Pass-Through Entity | Pass-Through Identification Number | Directly Expended | Provided to Subrecipients |
|---|--|---|---------------------------------------|-------------------|------------------------------|
| Emergency Medical Services for Children | 93.127 (1016191_UUT) | OREGON HEALTH & SCIENCE UNIVERSITY | 1016191_UUT | 60,301 | - |
| Emergency Medical Services for Children | 93.127 (A20-1236-S001) | UNIVERSITY OF CALIFORNIA DAVIS | A20-1236-S001 | 140,286 | - |
| Emergency Medical Services for Children | 93.127 (R1238545) | UNIVERSITY AT BUFFALO | R1238545 | 1,906 | - |
| Emergency Medical Services for Children | 93.127 | UNIVERSITY AT BUFFALO | R1238545 | 11,655 | - |
| Energy Efficiency and Renewable Energy Information Dissemination, Outreach, Training and Technical Analysis/Assistance | 81.117 | | | 208,900 | - |
| Energy Governance and Reform Programs | 19.027 | | | 251,182 | 81,814 |
| Engineering Grants | 47.041 (VARIOUS) | | | 4,625,225 | 422,703 |
| Engineering Grants | 47.041 (2002417) | REFLODX LLC | 2002417 | 24,357 | - |
| Engineering Grants | 47.041 (10059162) | INHERENT BIOSCIENCES | 10059162 | 19,589 | - |
| Engineering Grants | 47.041 (123524860 - MP INVOICE/PO S9002437) | UNIVERSITY OF CALIFORNIA SAN DIEGO | 123524860 - MP INVOICE/PO S9002437 | 17,219 | - |
| Engineering Grants | 47.041 (C-5120) | FLORIDA A&M UNIVERSITY | C-5120 | 21,489 | - |
| Engineering Grants | 47.041 (S-001468) | UNIVERSITY OF CALIFORNIA RIVERSIDE | S-001468 | 34,627 | - |
| Engineering Grants | 47.041 (VARIOUS) | NORTH CAROLINA STATE UNIVERSITY | VARIOUS | 59,393 | - |
| Environmental Health | 93.113 (VARIOUS) | | | 2,266,512 | 210,147 |
| Environmental Health | 93.113 (1889 PO#1480779) | RUTGERS UNIVERSITY | 1889 PO#1480779 | 49,241 | - |
| Environmental Health | 93.113 (UFDSPO0011534) | UNIVERSITY OF FLORIDA | UFDSPO0011534 | 1,162 | - |
| Environmental Health | 93.113 (UNR-21-95) | UNIVERSITY OF NEVADA RENO | UNR-21-95 | 102,532 | - |
| Environmental Protection Agency | 66 (PO UTAH-20-001) | PEGASUS TECHNICAL SERVICES INC | PO UTAH-20-001 | 59,610 | - |
| Environmental Protection Agency | 66 (022602A) | IOWA STATE UNIVERSITY | 022602A | 32,534 | - |
| Epidemiology Cooperative Agreements | 93.231 (UU10054435) | ALBUQUERQUE AREA INDIAN HLTH BRD INC | UU10054435 | 19,396 | - |
| Extramural Research Programs in the Neurosciences and Neurological Disorders | 93.853 (VARIOUS) | | | 13,505,170 | 1,790,668 |
| Extramural Research Programs in the Neurosciences and Neurological Disorders | 93.853 (532506) | UNIVERSITY OF ARIZONA | 532506 | 34,669 | - |
| Extramural Research Programs in the Neurosciences and Neurological Disorders | 93.853 (10056694) | MICROSURGICAL INNOVATIONS | 10056694 | 8,317 | - |
| Extramural Research Programs in the Neurosciences and Neurological Disorders | 93.853 (000013147-E) | CHILDREN'S HOSPITAL OF LOS ANGELES | 000013147-E | (6,980) | - |
| Extramural Research Programs in the Neurosciences and Neurological Disorders | 93.853 (009095365 PO#: 2005434632) | JOHNS HOPKINS UNIVERSITY | 009095365 PO#: 2005434632 | 458,529 | - |
| Extramural Research Programs in the Neurosciences and Neurological Disorders | 93.853 (11(GG015970-01)) | COLUMBIA UNIVERSITY | 11(GG015970-01) | 309,383 | - |
| Extramural Research Programs in the Neurosciences and Neurological Disorders | 93.853 (138078-5105159) | HARVARD UNIVERSITY | 138078-5105159 | 42,101 | - |
| Extramural Research Programs in the Neurosciences and Neurological Disorders | 93.853 (159-NH-1C 5186) | ELECTRONIC BIOSCIENCE INC | 159-NH-1C 5186 | 19,226 | - |
| Extramural Research Programs in the Neurosciences and Neurological Disorders | 93.853 (1R44NS1172) | CND LIFE SCIENCES LLC | 1R44NS1172 | 857 | - |
| Extramural Research Programs in the Neurosciences and Neurological Disorders | 93.853 (21-824-UU PO# MM000372699) | WEST VIRGINIA UNIVERSITY | 21-824-UU PO# MM000372699 | 137,515 | - |
| Extramural Research Programs in the Neurosciences and Neurological Disorders | 93.853 (2R44NS097047-02) | NEUROENE THERAPEUTICS | 2R44NS097047-02 | 15,616 | - |
| Extramural Research Programs in the Neurosciences and Neurological Disorders | 93.853 (30005472-02) | ALL CHILDREN'S RESEARCH INSTITUTE | 30005472-02 | 67,631 | - |
| Extramural Research Programs in the Neurosciences and Neurological Disorders | 93.853 (3RDR7) | UNIVERSITY OF NEW MEXICO | 3RDR7 | 64,358 | - |

*Award number provided either when ALN is incomplete or not available or in association with Research and Development awards, as required

State of Utah
Schedule of Expenditures of Federal Awards by State Agency
For the Year Ended June 30, 2022

| State Agency | ALN Number (Award Number)* | Pass-Through Entity | Pass-Through Identification Number | Directly Expended | Provided to Subrecipients |
|--|---------------------------------------|---|---------------------------------------|-------------------|------------------------------|
| Extramural Research Programs in the Neurosciences and Neurological Disorders | 93.853 (502063UU) | FEINSTEIN INSTITUTE FOR MEDICAL RESEARCH | 502063UU | (10,859) | - |
| Extramural Research Programs in the Neurosciences and Neurological Disorders | 93.853 (578922 PO#4495355) | UNIVERSITY OF PENNSYLVANIA | 578922 PO#4495355 | 153,868 | - |
| Extramural Research Programs in the Neurosciences and Neurological Disorders | 93.853 (60054977 UTAH) | NORTHWESTERN UNIVERSITY | 60054977 UTAH | 156,579 | - |
| Extramural Research Programs in the Neurosciences and Neurological Disorders | 93.853 (62747003-193654) | STANFORD UNIVERSITY | 62747003-193654 | 5,461 | - |
| Extramural Research Programs in the Neurosciences and Neurological Disorders | 93.853 (A006795101) | UNIVERSITY OF MINNESOTA | A006795101 | 156,215 | - |
| Extramural Research Programs in the Neurosciences and Neurological Disorders | 93.853 (A509239) | EMORY UNIVERSITY | A509239 | 74,796 | - |
| Extramural Research Programs in the Neurosciences and Neurological Disorders | 93.853 (CCF21360207) | CLEVELAND MEDICAL CENTER VIRGINIA COMMONWEALTH UNIVERSITY | CCF21360207 | 449,749 | - |
| Extramural Research Programs in the Neurosciences and Neurological Disorders | 93.853 (FP00007840) | UNIVERSITY | FP00007840 | 16,263 | - |
| Extramural Research Programs in the Neurosciences and Neurological Disorders | 93.853 (GB10094) | UNIVERSITY OF VIRGINIA | GB10094 | (1,523) | - |
| Extramural Research Programs in the Neurosciences and Neurological Disorders | 93.853 (GMO-210606 PO:000002351) | UNIV OF TEXAS SOUTHWESTERN MEDICAL CTR | GMO-210606 PO:000002351 | 14,558 | - |
| Extramural Research Programs in the Neurosciences and Neurological Disorders | 93.853 (PO 1484641 SUB 1802) | RUTGERS UNIVERSITY | PO 1484641 SUB 1802 | 194,795 | - |
| Extramural Research Programs in the Neurosciences and Neurological Disorders | 93.853 (5001402-DHHS) | PENNSYLVANIA STATE UNIVERSITY | 5001402-DHHS | 428,362 | - |
| Extramural Research Programs in the Neurosciences and Neurological Disorders | 93.853 (SUB00003098) | UNIVERSITY OF FLORIDA | SUB00003098 | 50,573 | - |
| Extramural Research Programs in the Neurosciences and Neurological Disorders | 93.853 (U0INS121472 PO#7000001417) | BAYLOR COLLEGE OF MEDICINE | U0INS121472 PO#7000001417 | 105,762 | - |
| Extramural Research Programs in the Neurosciences and Neurological Disorders | 93.853 (UOU-260175 / PO 67339850) | MAYO CLINIC ROCHESTER | UOU-260175 / PO 67339850 | 7,565 | - |
| Extramural Research Programs in the Neurosciences and Neurological Disorders | 93.853 (VARIOUS) | BRIGHAM & WOMENS HOSPITAL CHILDRENS HOSPITAL PHILADELPHIA | VARIOUS | 887,531 | - |
| Extramural Research Programs in the Neurosciences and Neurological Disorders | 93.853 (VARIOUS) | VARIOUS | VARIOUS | 28,773 | - |
| Extramural Research Programs in the Neurosciences and Neurological Disorders | 93.853 (VARIOUS) | CLEVELAND CLINIC FOUNDATION HOUSTON METHODIST CANCER CENTER | VARIOUS | 243,774 | - |
| Extramural Research Programs in the Neurosciences and Neurological Disorders | 93.853 (VARIOUS) | MASSACHUSETTS GENERAL HOSPITAL | VARIOUS | 65,800 | - |
| Extramural Research Programs in the Neurosciences and Neurological Disorders | 93.853 (VARIOUS) | VARIOUS | VARIOUS | 158,765 | - |
| Extramural Research Programs in the Neurosciences and Neurological Disorders | 93.853 (VARIOUS) | MAYO CLINIC JACKSONVILLE UNIVERSITY OF CALIFORNIA LOS ANGELES | VARIOUS | 2,039 | - |
| Extramural Research Programs in the Neurosciences and Neurological Disorders | 93.853 (VARIOUS) | UNIVERSITY OF CALIFORNIA SAN FRANCISCO | VARIOUS | 319,751 | - |
| Extramural Research Programs in the Neurosciences and Neurological Disorders | 93.853 (VARIOUS) | UNIVERSITY OF CALIFORNIA SAN FRANCISCO | VARIOUS | 13,940 | - |
| Extramural Research Programs in the Neurosciences and Neurological Disorders | 93.853 (VARIOUS) | UNIVERSITY OF CINCINNATI | VARIOUS | 11,653 | - |
| Extramural Research Programs in the Neurosciences and Neurological Disorders | 93.853 (VARIOUS) | UNIVERSITY OF MICHIGAN | VARIOUS | 145,328 | - |
| Extramural Research Programs in the Neurosciences and Neurological Disorders | 93.853 (VARIOUS) | UNIVERSITY OF ROCHESTER | VARIOUS | (12,982) | - |
| Extramural Research Programs in the Neurosciences and Neurological Disorders | 93.853 (VARIOUS) | WEILL CORNELL MEDICINE | VARIOUS | (4,676) | - |

*Award number provided either when ALN is incomplete or not available or in association with Research and Development awards, as required

State of Utah
Schedule of Expenditures of Federal Awards by State Agency
For the Year Ended June 30, 2022

| State Agency | ALN Number (Award Number)* | Pass-Through Entity | Pass-Through Identification Number | Directly Expended | Provided to Subrecipients |
|--|---|---|---------------------------------------|-------------------|------------------------------|
| Extramural Research Programs in the Neurosciences and Neurological Disorders | 93.853 | UNIVERSITY OF CINCINNATI | 012765-135733 | 33,164 | - |
| Extramural Research Programs in the Neurosciences and Neurological Disorders | 93.853 | UNIVERSITY OF FLORIDA | SUB00002937 | 73,368 | - |
| Family Smoking Prevention and Tobacco Control Act Regulatory Research | 93.077 (VARIABLE) | | | 178,027 | - |
| Federal Direct Student Loans | 84.268 | | | 133,522,542 | - |
| Federal Pell Grant Program | 84.063 | | | 27,140,622 | - |
| Federal Supplemental Educational Opportunity Grants | 84.007 | | | 906,386 | - |
| Fish, Wildlife and Plant Conservation Resource Management | 15.231 (L17AC00059) | | | 40,833 | - |
| Food and Drug Administration - Research | 93.103 (ZAD00000) | UNIVERSITY OF KANSAS | ZAD00000 | (13,773) | - |
| Food and Drug Administration - Research | 93.103 (VARIABLE) | UNIVERSITY OF FLORIDA | VARIOUS | 14,436 | - |
| Foreign Assistance to American Schools and Hospitals Abroad | 98.006 | | | 750,025 | 750,000 |
| Forest Health Protection | 10.680 (VARIABLE) | | | 65,051 | - |
| Forest Products Lab: Technology Marketing Unit (TMU) | 10.674 | | | 103,818 | - |
| Fossil Energy Research and Development | 81.089 (VARIABLE) | | | 2,989,436 | 1,476,033 |
| Fossil Energy Research and Development | 81.089 (1005027-UTAH) | UNIVERSITY OF WYOMING | 1005027-UTAH | 25,553 | - |
| Fossil Energy Research and Development | 81.089 (320003079-20-155 PO- 7800005316) | UNIVERSITY OF KENTUCKY | 320003079-20-155 PO- 7800005316 | 238,495 | - |
| Fossil Energy Research and Development | 81.089 (500662-DOE) | PENNSYLVANIA STATE UNIVERSITY | 500662-DOE | 116,980 | - |
| Fossil Energy Research and Development | 81.089 (VARIABLE) | NEW MEXICO INSTITUTE OF MINING & TECH | VARIOUS | 973,327 | 96,671 |
| Fossil Energy Research and Development | 81.089 (VARIABLE) | REACTION ENGINEERING INTL | VARIOUS | 13,439 | - |
| Geosciences | 47.050 (VARIABLE) | MICHIGAN TECHNOLOGICAL UNIVERSITY | | 3,909,336 | 224,733 |
| Geosciences | 47.050 (2105003Z8) | COLUMBIA UNIVERSITY | 2105003Z8 | 20,000 | - |
| Geosciences | 47.050 (VARIABLE) | UNIVERSITY OF MARYLAND | VARIOUS | 24,362 | - |
| Global AIDS | 93.067 (1000005704 3001176 REF:3987) | BALTIMORE | 1000005704 3001176 REF:3987 | 48,465 | - |
| Grants for Primary Care Training and Enhancement | 93.884 (VARIABLE) | | | 877,784 | 45,472 |
| Grants to Provide Outpatient Early Intervention Services with Respect to HIV Disease | 93.918 (VARIABLE) | | | 879,830 | - |
| Grants to Reduce Domestic Violence, Dating Violence, Sexual Assault, and Stalking on Campus | 16.525 | | | 139,404 | 34,462 |
| Health Professions Student Loans, Including Primary Care Loans/Loans for Disadvantaged Students - Beginning Loan | 93.342 | | | 2,651,522 | - |
| Health Professions Student Loans, Including Primary Care Loans/Loans for Disadvantaged Students - Loans Made | 93.342 | | | - | - |
| Highway Planning and Construction | 20.205 | IOWA DEPARTMENT OF TRANSPORTATION | TPF-5 (435) | 90,430 | - |
| HIV-Related Training and Technical Assistance | 93.145 (UWSC11302) | UNIVERSITY OF WASHINGTON | UWSC11302 | 130,610 | - |
| Homeland Security Research, Development, Testing, Evaluation, and Demonstration of Technologies Related to Nuclear Threat Detection | 97.077 (VARIABLE) | | | 231,699 | - |
| Human Genome Research | 93.172 (VARIABLE) | HUDSONALPHA INSTITUTE OF BIOTECHNOLOGY | | 4,094,031 | 171,074 |
| Human Genome Research | 93.172 (20000.044.04-06) | BROAD INSTITUTE | 20000.044.04-06 | 54,888 | - |
| Human Genome Research | 93.172 (5001020-5500001047) | BROAD INSTITUTE | 5001020-5500001047 | 85,701 | - |
| Human Genome Research | 93.172 (5114653 (5111267)) | UNIV OF NORTH CAROLINA AT CHAPEL HILL | 5114653 (5111267) | 4,245 | - |
| Human Genome Research | 93.172 (646034JU01) | GEISINGER HEALTH SYSTEM | 646034JU01 | 123,250 | - |
| Human Genome Research | 93.172 (CNVA00055110(129583- 1)) | UNIVERSITY OF PITTSBURGH | CNVA00055110(129583-1) | 197,024 | - |
| Human Genome Research | 93.172 (FY22.1124.003) | UNIVERSITY OF COLORADO AT DENVER | FY22.1124.003 | 45,068 | - |

*Award number provided either when ALN is incomplete or not available or in association with Research and Development awards, as required

State of Utah
 Schedule of Expenditures of Federal Awards by State Agency
 For the Year Ended June 30, 2022

| State Agency | ALN Number (Award Number)* | Pass-Through Entity | Pass-Through Identification Number | Directly Expended | Provided to Subrecipients |
|---|---|--|---------------------------------------|-------------------|------------------------------|
| Human Genome Research | 93.172 (PO# 7000001460) | BAYLOR COLLEGE OF MEDICINE | PO# 7000001460 | 40,673 | - |
| Injury Prevention and Control Research and State and Community Based Programs | 93.136 (VARIOUS) | | | 435,025 | 271,792 |
| Injury Prevention and Control Research and State and Community Based Programs | 93.136 (3001299 / PO# 1000008303) | UNIVERSITY OF MARYLAND BALTIMORE | 3001299 / PO# 1000008303 | 8,926 | - |
| International Research and Research Training | 93.989 (VARIOUS) | | | 299,380 | 143,210 |
| International Research and Research Training | 93.989 (13042sc) | UNIVERSITY OF CALIFORNIA SAN FRANCISCO | 13042sc | 41,017 | - |
| Investments for Public Works and Economic Development Facilities | 11.300 | | | 171,404 | - |
| Life-Cycle Analysis to Support Costeffective Enhanced Aquifer Recharge | 66.509 (2022-1627) | UNIVERSITY OF CALIFORNIA IRVINE | 2022-1627 | 742 | - |
| Lung Diseases Research | 93.838 (VARIOUS) | | | 2,049,811 | 81,334 |
| Lung Diseases Research | 93.838 (474337) | UNIVERSITY OF ARIZONA | 474337 | 1,588 | - |
| Lung Diseases Research | 93.838 (104615C) | UNIVERSITY OF CALIFORNIA SAN FRANCISCO | 104615C | 256,377 | - |
| Lung Diseases Research | 93.838 (1685 G ZA579) | UNIVERSITY OF CALIFORNIA LOS ANGELES | 1685 G ZA579 | 102,068 | - |
| Lung Diseases Research | 93.838 (5118117 (5111456)) | UNIV OF NORTH CAROLINA AT CHAPEL HILL | 5118117 (5111456) | 44,236 | - |
| Lung Diseases Research | 93.838 (583172 / PO# 4828314) | UNIVERSITY OF PENNSYLVANIA | 583172 / PO# 4828314 | 19,750 | - |
| Lung Diseases Research | 93.838 (5U01HL128954) | UNIVERSITY OF PITTSBURGH | 5U01HL128954 | (147) | - |
| Lung Diseases Research | 93.838 (FP00003678-SA004) | VIRGINIA COMMONWEALTH UNIVERSITY | FP00003678-SA004 | (92) | - |
| Lung Diseases Research | 93.838 (KR 705128) | UNIVERSITY OF CALIFORNIA SAN DIEGO | KR 705128 | 3,914 | - |
| Lung Diseases Research | 93.838 (NO. 16-A-01) | NYU LANGONE MEDICAL CENTER | NO. 16-A-01 | 7,888 | - |
| Lung Diseases Research | 93.838 (UWSC10605 BPO33124) | UNIVERSITY OF WASHINGTON | UWSC10605 BPO33124 | 119,080 | - |
| Lung Diseases Research | 93.838 (WSU22087) | WAYNE STATE UNIVERSITY | WSU22087 | 283,810 | - |
| Lung Diseases Research | 93.838 (VARIOUS) | INTERMOUNTAIN HEALTHCARE | VARIOUS | 192,090 | - |
| Lung Diseases Research | 93.838 (VARIOUS) | ANN & ROBERT H LURIE CHLDRNS HOSP CHICG | VARIOUS | 172,691 | - |
| Lung Diseases Research | 93.838 (VARIOUS) | COLUMBIA UNIVERSITY | VARIOUS | 192,209 | - |
| Lung Diseases Research | 93.838 (VARIOUS) | UNIVERSITY OF CALIFORNIA SAN FRANCISCO | VARIOUS | 70,667 | - |
| Lung Diseases Research | 93.838 (VARIOUS) | INDIANA UNIVERSITY | VARIOUS | 42,205 | - |
| Lung Diseases Research | 93.838 (VARIOUS) | VANDERBILT UNIVERSITY | VARIOUS | 33,867 | - |
| Lung Diseases Research | 93.838 (VARIOUS) | WEILL CORNELL MEDICINE | VARIOUS | 53,927 | - |
| Lung Diseases Research | 93.838 | UNIVERSITY OF ALABAMA AT BIRMINGHAM | 000513913-008 | 22,330 | - |
| Lung Diseases Research | 93.838 | INTERMOUNTAIN HEALTHCARE | NONE | 52,498 | - |
| Manufacturing Extension Partnership | 11.611 | | | 1,619,817 | 968,197 |
| Manufacturing Extension Partnership | 11.611 | | | 207,492 | 180,976 |
| Maternal and Child Health Federal Consolidated Programs | 93.110 (5173MCO054-19) | | | 45,527 | 45,527 |
| Maternal and Child Health Federal Consolidated Programs | 93.110 (VARIOUS) | | | 738,229 | 519,061 |
| Maternal and Child Health Federal Consolidated Programs | 93.110 (1 UH9M30770-04-10) | AMER COLL OF MEDICAL GENETICS & GENOMICS | 1 UH9M30770-04-10 | 10,000 | - |
| Maternal and Child Health Federal Consolidated Programs | 93.110 (NONE) | CLEVELAND MEDICAL CENTER | NONE | 26,242 | - |
| Mathematical and Physical Sciences | 47.049 (VARIOUS) | | | 12,887,669 | 2,771,306 |
| Mathematical and Physical Sciences | 47.049 (1552269) | UNIVERSITY OF COLORADO AT BOULDER | 1552269 | 9,968 | - |
| Mathematical and Physical Sciences | 47.049 (1010 G YA090 (443948-BE 22504)) | UNIVERSITY OF CALIFORNIA LOS ANGELES | 1010 G YA090 (443948-BE-22504) | 2,274 | - |
| Mathematical and Physical Sciences | 47.049 (1123266-388709) | CARNEGIE MELLON UNIVERSITY | 1123266-388709 | 37,455 | - |

*Award number provided either when ALN is incomplete or in association with Research and Development awards, as required

State of Utah
 Schedule of Expenditures of Federal Awards by State Agency
 For the Year Ended June 30, 2022

| State Agency | ALN Number (Award Number)* | Pass-Through Entity | Pass-Through Identification Number | Directly Expended | Provided to Subrecipients |
|--|---|--|---------------------------------------|-------------------|------------------------------|
| Mathematical and Physical Sciences | 47.049 (203643UU) | UNIVERSITY OF NOTRE DAME | 203643UU | 154,327 | - |
| Mathematical and Physical Sciences | 47.049 (22-016737-A) | UNIVERSITY OF MASSACHUSETTS | 22-016737-A | 12,428 | - |
| Mathematical and Physical Sciences | 47.049 (CHE1700982) | EMORY UNIVERSITY | CHE1700982 | 164,556 | - |
| Mathematical and Physical Sciences | 47.049 (KR704565) | UNIVERSITY OF CALIFORNIA SAN DIEGO | KR704565 | 13,183 | - |
| Mathematical and Physical Sciences | 47.049 (UU-1828168) | BARNARD UNIVERSITY | UU-1828168 | 24,674 | - |
| Mathematical and Physical Sciences | 47.049 (1923936) | | | 105,628 | - |
| Measurement and Engineering Research and Standards | 11.609 (70NANB20H018) | | | 68,971 | - |
| Medical Library Assistance | 93.879 (VARIOUS) | | | 2,463,771 | 324,550 |
| Medical Library Assistance | 93.732 (VARIOUS) | UNIVERSITY OF MARYLAND | 65585-Z0149202 | 75,230 | - |
| Mental and Behavioral Health Education and Training Grants | 93.242 (VARIOUS) | | | 975,378 | - |
| Mental Health Research Grants | 93.242 (VARIOUS) | | | 6,755,312 | 792,187 |
| Mental Health Research Grants | 93.242 (104145-00001 EP0218312) | TUFTS UNIVERSITY | 104145-00001 EP0218312 | 12,777 | - |
| Mental Health Research Grants | 93.242 (690K922) | UNIVERSITY OF WISCONSIN-MADISON | 690K922 | 65,332 | - |
| Mental Health Research Grants | 93.242 (AME22-OCDRING-01) | ADVANCED MEDICAL ELECTRONICS INC | AME22-OCDRING-01 | 18,133 | - |
| Mental Health Research Grants | 93.242 (PID#830082 SUB#2051 PO25098131) | RUTGERS UNIVERSITY | PID#830082 SUB#2051 PO25098131 | 43,769 | - |
| Mental Health Research Grants | 93.242 (RE16213-1) | KINGS COLLEGE LONDON | RE16213-1 | 5,394 | - |
| Mental Health Research Grants | 93.242 (WU-22-0063) | WASHINGTON UNIVERSITY IN ST LOUIS | WU-22-0063 | 76,697 | - |
| Mental Health Research Grants | 93.242 (VARIOUS) | JOHNS HOPKINS UNIVERSITY | VARIOUS | 39,455 | - |
| Mental Health Research Grants | 93.242 (VARIOUS) | NORTHWESTERN UNIVERSITY | VARIOUS | 75,029 | - |
| Mental Health Research Grants | 93.242 (VARIOUS) | OHIO STATE UNIVERSITY | | 18,176 | - |
| Mental Health Research Grants | 93.242 (VARIOUS) | UNIV OF NORTH CAROLINA AT RESEARCH FNDTN | | 347,963 | - |
| Mental Health Research Grants | 93.242 (VARIOUS) | UNIVERSITY OF ILLINOIS AT CHICAGO | | 72,227 | - |
| Mental Health Research Grants | 93.242 (VARIOUS) | UNIVERSITY OF MICHIGAN | | 9,837 | - |
| Military Medical Research and Development | 12.420 (VARIOUS) | UNIVERSITY OF WISCONSIN-MADISON | | 8,811,397 | 2,826,463 |
| Military Medical Research and Development | 12.420 (937) | MADISON | 937 | 27,098 | - |
| Military Medical Research and Development | 12.420 (576708) | UNIVERSITY OF PENNSYLVANIA | 576708 | (69) | - |
| Military Medical Research and Development | 12.420 (1562262) | UNIVERSITY OF COLORADO AT BOULDER | 1562262 | 196 | - |
| Military Medical Research and Development | 12.420 (1016810_UUTAH) | OREGON HEALTH & SCIENCE UNIVERSITY | 1016810_UUTAH | 50,201 | - |
| Military Medical Research and Development | 12.420 (12929sc) | UNIVERSITY OF CALIFORNIA SAN FRANCISCO | 12929sc | 1,485 | - |
| Military Medical Research and Development | 12.420 (16-0231/2300179) | MASSACHUSETTS EYE AND EAR INFIRMARY | 16-0231/2300179 | 4,147 | - |
| Military Medical Research and Development | 12.420 (35-5234-2005-001) | UNIVERSITY OF NEBRASKA MEDICAL CENTER | 35-5234-2005-001 | 40,259 | - |
| Military Medical Research and Development | 12.420 (365-101080-110622) | WAKE FOREST UNIVERSITY | 365-101080-110622 | 39,561 | - |
| Military Medical Research and Development | 12.420 (A18-1926-S001) | UNIVERSITY OF CALIFORNIA DAVIS | A18-1926-S001 | (140) | - |
| Military Medical Research and Development | 12.420 (MSRC-FY18-04) | DENVER RESEARCH INSTITUTE | MSRC-FY18-04 | 385,440 | 193,485 |
| Military Medical Research and Development | 12.420 (NTI-CLOT17-17) | NATIONAL TRAUMA INSTITUTE | NTI-CLOT17-17 | (13,538) | - |
| Military Medical Research and Development | 12.420 (O500000797) | UNIVERSITY OF MIAMI | O500000797 | 17,492 | - |
| Military Medical Research and Development | 12.420 (PO GENFD0001787310) | BOSTON CHILDREN'S HOSPITAL | PO GENFD0001787310 | 47,466 | - |

*Award number provided either when ALN is incomplete or not available or in association with Research and Development awards, as required

State of Utah
 Schedule of Expenditures of Federal Awards by State Agency
 For the Year Ended June 30, 2022

| State Agency | ALN Number (Award Number)* | Pass-Through Entity | Pass-Through Identification Number | Directly Expended | Provided to Subrecipients |
|--|-------------------------------|--------------------------------------|---------------------------------------|-------------------|------------------------------|
| Military Medical Research and Development | 12.420 (S-1579-01) | THE GENEVA FOUNDATION | S-1579-01 | 38,216 | - |
| Military Medical Research and Development | 12.420 (W81XWH-21-1-0050) | INTERMOUNTAIN HEALTHCARE | W81XWH-21-1-0050 | 21,905 | - |
| Military Medical Research and Development | 12.420 (VARIOUS) | JOHNS HOPKINS UNIVERSITY | VARIOUS | 90,683 | - |
| Military Medical Research and Development | 12.420 (VARIOUS) | UNIVERSITY OF PITTSBURGH | VARIOUS | 56,117 | - |
| Military Medical Research and Development | 12.420 | UNIVERSITY OF MICHIGAN | 578015 | 72 | - |
| Minority Health and Health Disparities Research | 93.307 (VARIOUS) | | | 722,995 | 251,152 |
| Minority Health and Health Disparities Research | 93.307 (18-A1-00-007896) | | | | |
| Minority Health and Health Disparities Research | PROJ#110387) | NEW YORK UNIVERSITY | 18-A1-00-007896 PROJ#110387 | 36,090 | - |
| National Aeronautics and Space Administration | 43 (VARIOUS) | | | 237,521 | - |
| National Aeronautics and Space Administration | 43 (10057082) | INNOSENSE LLC | 10057082 | 11,621 | - |
| National Aeronautics and Space Administration | 43 (20-0547) | BRIGHAM YOUNG UNIVERSITY | 20-0547 | 27,978 | - |
| National Aeronautics and Space Administration | 43 (NONE) | UNIVERSITY OF ARIZONA | NONE | 36,102 | - |
| National Aeronautics and Space Administration | 43 (SUBK00011176) | | | | |
| National Aeronautics and Space Administration | PO#300558575) | UNIVERSITY OF MICHIGAN | SUBK00011176 PO#300558575 | 1,860 | - |
| National Aeronautics and Space Administration | 43 (UWSC9766 BPO 23128) | UNIVERSITY OF WASHINGTON | UWSC9766 BPO 23128 | 3,287 | - |
| National Aeronautics and Space Administration | 43 (VARIOUS) | CHEMTRONERGY LLC | VARIOUS | 156,401 | - |
| National Aeronautics and Space Administration | 43 (VARIOUS) | SPACE TELESCOPE SCIENCE INSTITUTE | VARIOUS | 64,570 | - |
| National Aeronautics and Space Administration | 43 (SUBK00015944) | UNIVERSITY OF MICHIGAN | SUBK00015944 | 4,393 | - |
| National Center for Advancing Translational Sciences | 93.350 (VARIOUS) | | | 11,882,143 | 108,665 |
| National Center for Advancing Translational Sciences | 93.350 (000518169-006) | UNIVERSITY OF ALABAMA AT BIRMINGHAM | 000518169-006 | 52,471 | - |
| National Center for Advancing Translational Sciences | 93.350 (60044737UU) | NORTHWESTERN UNIVERSITY | 60044737UU | 24 | - |
| National Center for Advancing Translational Sciences | 93.350 (AWD00000243) | UNIVERSITY OF PITTSBURGH | AWD00000243 | (15) | - |
| National Center for Advancing Translational Sciences | 93.350 (POH 1001636909) | DENVER | POH 1001636909 | 24,989 | - |
| National Center for Advancing Translational Sciences | 93.350 (VUMC 59240) | VANDERBILT UNIVERSITY | VUMC 59240 | 16,608 | - |
| National Center for Advancing Translational Sciences | 93.350 (VUMC85961) | VANDERBILT UNIVERSITY MEDICAL CENTER | VUMC85961 | 279,906 | - |
| National Center for Advancing Translational Sciences | 93.350 (VARIOUS) | DUKE CLINICAL RESEARCH INSTITUTE | VARIOUS | 27,882 | - |
| National Center on Sleep Disorders Research | 93.233 (7K01HL145099-03) | | | 196,183 | - |
| National Center on Sleep Disorders Research | 93.233 (VARIOUS) | | | 436,738 | 96,591 |
| National Institute of Justice Research, Evaluation, and Development Project Grants | 16.560 (VARIOUS) | | | 119,468 | - |
| National Institute of Justice Research, Evaluation, and Development Project Grants | 16.560 (VARIOUS) | | | 15,111 | - |
| National Research Service Award in Primary Care Medicine | 93.186 (5T32HP30038-05) | | | 106,500 | - |
| National Science Foundation | 47 (VARIOUS) | | | 220,465 | - |
| National Science Foundation | 47 (10018547) | HEAVYSTONE LABORATORY LLC | 10018547 | 4,313 | - |
| National Science Foundation | 47 (10045546) | VISUS LLC | 10045546 | 100,832 | - |
| National Science Foundation | 47 (10058055) | 109 THERAPEUTICS | 10058055 | 8,482 | - |
| National Science Foundation | 47 (2021CIF-UTAH-28) | COMPUTING RESEARCH ASSOCIATION | 2021CIF-UTAH-28 | 91,137 | - |
| National Science Foundation | 47 (SPP552) | ASTROPHYSICAL RESEARCH CONSORTIUM | SPP552 | 217,712 | - |
| NIEHS Hazardous Waste Worker Health and Safety Training | 93.142 (VARIOUS) | UNIVERSITY OF TEXAS AT HOUSTON | VARIOUS | 177,738 | - |
| NIEHS Hazardous Waste Worker Health and Safety Training | 93.142 | UNIVERSITY OF TEXAS AT HOUSTON | SA0001058 AND SA0000254 | 6,490 | - |
| NIEHS Superfund Hazardous Substances_Basic Research and Education | 93.143 (1R25E5033046-01) | | | 101,873 | 1,724 |
| NIEHS Superfund Hazardous Substances_Basic Research and Education | 93.143 (P008851002) | UNIVERSITY OF MINNESOTA | P008851002 | 22,416 | - |
| Nuclear Energy Research, Development and Demonstration | 81.121 (VARIOUS) | | | 795,876 | 202,175 |

*Award number provided either when ALN is incomplete or not available or in association with Research and Development awards, as required

State of Utah
 Schedule of Expenditures of Federal Awards by State Agency
 For the Year Ended June 30, 2022

| State Agency | ALN Number (Award Number)* | Pass-Through Entity | Pass-Through Identification Number | Directly Expended | Provided to Subrecipients |
|--|--------------------------------------|---|---------------------------------------|-------------------|------------------------------|
| Nuclear Energy Research, Development and Demonstration | 81.121 (1557174 PO#1001094525) | UNIVERSITY OF COLORADO AT BOULDER | 1557174 PO#1001094525 | 60,991 | - |
| Nuclear Energy Research, Development and Demonstration | 81.121 (18-023) | UNIVERSITY OF NEW HAMPSHIRE | 18-023 | 33,395 | - |
| Nuclear Energy Research, Development and Demonstration | 81.121 (20-0549) | BRIGHAM YOUNG UNIVERSITY | 20-0549 | 80,397 | - |
| Nuclear Energy Research, Development and Demonstration | 81.121 (G0199A-A) | OREGON STATE UNIVERSITY | G0199A-A | 87,922 | - |
| Nuclear Energy Research, Development and Demonstration | 81.121 (GR125250-10000005837) | OHIO STATE UNIVERSITY | | | |
| Nuclear Energy Research, Development and Demonstration | 81.121 (UA4755-855933) | RESEARCH FNDTN UNIVERSITY OF IDAHO | GR125250-10000005837 UA4755-855933 | 22,194 | - |
| Nuclear Energy Research, Development and Demonstration | 81.121 | | | 22,748 | - |
| Nuclear Energy Research, Development and Demonstration | 93.359 (5UK1HP31735-04) | | | 101,837 | - |
| Nurse Education, Practice Quality and Retention Grants | 93.264 | | | 694,412 | - |
| Nurse Faculty Loan Program (NFLP) | 93.264 | | | 247,277 | - |
| Nurse Faculty Loan Program (NFLP) - Beginning Loan | 93.264 | | | 1,090,516 | - |
| Nurse Faculty Loan Program (NFLP) - Loans Made | 93.361 (VARI0US) | | | - | - |
| Nursing Research | 93.361 (1724486) | CEDARS SINAI MEDICAL CENTER UNIVERSITY OF CALIFORNIA | 1724486 | 3,179,698 | 124,197 |
| Nursing Research | 93.361 (2017-3499) | IRVINE | 2017-3499 | 180,689 | - |
| Nursing Student Loans | 93.364 | | | (9,742) | - |
| Nursing Student Loans - Beginning Loan | 93.364 | | | 6,307 | - |
| Nursing Student Loans - Loans Made | 93.364 | | | 335,953 | - |
| Nursing Workforce Diversity | 93.178 (5D19HP31822-03) | | | - | - |
| Occupational Safety and Health Program | 93.262 (5742OH008414-15) | | | 235,668 | - |
| Occupational Safety and Health Program | 93.262 (5U19OH012304-02) | | | 1,765,487 | - |
| Occupational Safety and Health Program | 93.262 | CENTER FOR CONSTRUCTION RESEARCH | | 410,088 | - |
| Occupational Safety and Health Program | 93.262 (VARI0US) | | | | |
| Occupational Safety and Health Program | 93.262 (VARI0US) | | | 26,786 | 5,250 |
| Occupational Safety and Health Program | 11.011 (505184-78050) | NORTHEASTERN UNIVERSITY | 505184-78050 | 34,009 | - |
| Office of International Science and Engineering | 47.079 (1559391) | | | (108) | - |
| Office of International Science and Engineering | 47.079 (7141560C /GR06613) | UNIVERSITY OF NEVADA LAS VEGAS | 7141560C /GR06613 | 61,373 | - |
| Office of International Science and Engineering | 66.511 (83586601) | | | (3,755) | - |
| Office of Science Financial Assistance Program | 81.049 (VARI0US) | | | 5,964,801 | 908,243 |
| Office of Science Financial Assistance Program | 81.049 (131471967) | SOUTHERN CALIFORNIA EARTHQUAKE CENTER UNIVERSITY OF CALIFORNIA LOS ANGELES | 131471967 | 29,348 | - |
| Office of Science Financial Assistance Program | 81.049 (0965 G ZA111) | | | 59,224 | - |
| Office of Science Financial Assistance Program | 81.049 (134124-G003970) | WASHINGTON STATE UNIVERSITY | 134124-G003970 | (913) | - |
| Office of Science Financial Assistance Program | 81.049 (14000524-014) | PURDUE UNIVERSITY | 14000524-014 | 24,925 | - |
| Office of Science Financial Assistance Program | 81.049 (417664G/UR FAO GR5 11022) | UNIVERSITY OF ROCHESTER | 417664G/UR FAO GR5 11022 | 144,177 | - |
| Office of Science Financial Assistance Program | 81.049 (695K656) | UNIVERSITY OF WISCONSIN- MADISON | 695K656 | (125) | - |
| Office of Science Financial Assistance Program | 81.049 (AWARD # DESC002054) | VISUS LLC | AWARD # DESC002054 | (768) | - |
| Oral Diseases and Disorders Research | 93.121 (VARI0US) | | | 1,157,843 | 478,077 |
| Oral Diseases and Disorders Research | 93.121 (ASUB00000129) | ARIZONA STATE UNIVERSITY | ASUB00000129 | 2,830 | - |
| Organized Approaches To Increase Colorectal Cancer Screening | 93.800 (VARI0US) | | | 404,396 | - |
| P3 Award: National Student Design Competition for Sustainability | 66.516 (840169001) | | | 9,897 | - |
| Perkins Loan Program - Beginning Loan Balance | 84.038 | | | 7,305,417 | - |
| Perkins Loan Program - Loans made | 84.038 | | | - | - |
| Poison Center Support and Enhancement Grant Program | 93.253 (VARI0US) | | | 187,970 | - |
| Polar Programs | 47.078 (5B28089-A) | MONTANA TECH | 5B28089-A | 84,867 | - |
| PPHF Geriatric Education Centers | 93.969 (5U1QHP28741-06) | | | 800,057 | 146,535 |

*Award number provided either when ALN is incomplete or in association with Research and Development awards, as required

State of Utah
Schedule of Expenditures of Federal Awards by State Agency
For the Year Ended June 30, 2022

| State Agency | ALN Number (Award Number)* | Pass-Through Entity | Pass-Through Identification Number | Directly Expended | Provided to Subrecipients |
|---|------------------------------------|---|---------------------------------------|-------------------|------------------------------|
| PPHF Geriatric Education Centers | 93.969 (UND0026546-S1) | UNIVERSITY OF NORTH DAKOTA | UND0026546-S1 | 46,942 | - |
| Prevention of Disease, Disability, and Death by Infectious Diseases | 93.084 (5U01CK000585-02) | | | 513,054 | 28,038 |
| Prevention of Disease, Disability, and Death by Infectious Diseases | 93.084 (VARIOUS) | | | 484,814 | 31,073 |
| Prevention of Disease, Disability, and Death by Infectious Diseases | 93.084 (2004040591) | JOHNS HOPKINS HOSPITAL | 2004040591 | (2,059) | - |
| Prevention of Disease, Disability, and Death by Infectious Diseases | 93.084 (A18-0612-5015) | UNIVERSITY OF CALIFORNIA DAVIS | A18-0612-5015 | 8,191 | - |
| Prevention of Disease, Disability, and Death by Infectious Diseases | 93.084 (5U01CK000585-02) | | | 492,090 | - |
| Prevention of Disease, Disability, and Death by Infectious Diseases | 93.084 (6U01CK000555-02-01) | | | 123,757 | 98,713 |
| Prevention of Disease, Disability, and Death by Infectious Diseases | 93.084 (6U01CK000585-01-01) | | | 120,100 | - |
| Prevention of Disease, Disability, and Death by Infectious Diseases | 93.084 (6U54CK000602-01-01) | | | 106,547 | 33,988 |
| Promotion of the Arts, Grants to Organizations and Individuals | 45.024 | | | 79,978 | - |
| Promotion of the Humanities Public Programs | 45.164 | | | 60,587 | - |
| Promotion of the Humanities Fellowships and Stipends | 45.160 (FEL-267498-20) | | | 6,000 | - |
| Promotion of the Humanities Research | 45.161 (RZ-255594-17) | | | 698 | - |
| Public Health Emergency Response: Cooperative Agreement for Emergency Response: Public Health Crisis Response | 93.354 (3179) | MD ANDERSON CANCER CENTER | 3179 | (1,145) | - |
| Radiation Exposure Screening and Education | 93.257 | THE MEDI | 10064071 | 80,231 | - |
| Rare Disorders: Research, Surveillance, Health Promotion, and Education | 93.315 (VARIOUS) | | | 509,752 | - |
| Recreation Resource Management | 15.225 (LITAC00029) | | | 8,735 | - |
| Renewable Energy Research and Development | 81.087 (VARIOUS) | | | 22,991,249 | 6,186,959 |
| Renewable Energy Research and Development | 81.087 (100054 (205CAL628)) | PORTLAND STATE UNIVERSITY | 100054 (205CAL628) | 55,889 | - |
| Research and Technology Development | 12.910 (VARIOUS) | | | 2,127,626 | 375,895 |
| Research and Technology Development | 12.910 (UU-00001) | BLACKROCK MICROSYSTEMS | UU-00001 | 321,737 | - |
| Research and Technology Development | 12.910 (X0220A-A) | OREGON STATE UNIVERSITY | X0220A-A | 143,894 | - |
| Research and Training in Complementary and Alternative Medicine | 93.213 (VARIOUS) | | | 2,851,548 | 1,036,287 |
| Research and Training in Complementary and Alternative Medicine | 93.213 (2004336294) | JOHNS HOPKINS UNIVERSITY | 2004336294 | 9,331 | - |
| Research and Training in Complementary and Alternative Medicine | | ICAHN SCHOOL OF MEDICINE AT MOUNT SINAI | | | |
| Research and Training in Complementary and Alternative Medicine | 93.213 (0255-C501-4609) | MOUNT SINAI | 0255-C501-4609 | 28,318 | - |
| Research and Training in Complementary and Alternative Medicine | 93.213 (11-19630-99-01-G2) | MOFFITT CANCER CENTER | 11-19630-99-01-G2 | (160) | - |
| Research and Training in Complementary and Alternative Medicine | 93.213 (1279 (0752)) | RUTGERS UNIVERSITY | 1279 (0752) | 43,621 | - |
| Research and Training in Complementary and Alternative Medicine | 93.213 (17-A0-00-008501 PO#) | NYU LANGONE MEDICAL CENTER | 17-A0-00-008501 PO# | 32,673 | - |
| Research Infrastructure Programs | M210422489) | | M210422489 | 698,868 | 78,628 |
| Research Infrastructure Programs | 93.351 (VARIOUS) | | | 34,007 | - |
| Research Infrastructure Programs | 93.351 (10058507) | ADVANCED CONCEPTIONS INC | 10058507 | 49,520 | - |
| Research Infrastructure Programs | 93.351 (SBIR-II-UU-SUB-02) | 3HELIX INC | SBIR-II-UU-SUB-02 | 3,214,239 | 665,362 |
| Research on Healthcare Costs, Quality and Outcomes | 93.226 (VARIOUS) | | | 95,618 | - |
| Research on Healthcare Costs, Quality and Outcomes | 93.226 (5001451461) | MEDSTAR HEALTH | 5001451461 | 39,336 | - |
| Research on Healthcare Costs, Quality and Outcomes | 93.226 (2133-209-2012832) | CLEMSON UNIVERSITY | 2133-209-2012832 | 68,974 | - |
| Research on Healthcare Costs, Quality and Outcomes | 93.226 (GRT-0000523 / PO 20197882) | CHILDRENS HOSPITAL PHILADELPHIA | GRT-0000523 / PO 20197882 | 22,676 | - |
| Research on Healthcare Costs, Quality and Outcomes | 93.226 (SUBK00010964) | UNIVERSITY OF MICHIGAN | SUBK00010964 | | |
| Research on Healthcare Costs, Quality and Outcomes | PO3005782711) | WASHINGTON UNIVERSITY IN ST LOUIS | PO3005782711 | 15,915 | - |
| Research on Healthcare Costs, Quality and Outcomes | 93.226 (WU-20-225) | LOUIS | WU-20-225 | 35,002 | - |
| Research on Healthcare Costs, Quality and Outcomes | 93.226 (VARIOUS) | NORTHWESTERN UNIVERSITY | VARIOUS | 72,945 | - |
| Research on Research Integrity | 93.085 (10RIIR200063-01) | | | 4,969,465 | 372,721 |
| Research Related to Deafness and Communication Disorders | 93.173 (VARIOUS) | | | 8,537 | - |
| Research Related to Deafness and Communication Disorders | 93.173 (1008367_UTAH) | OREGON HEALTH & SCIENCE UNIVERSITY | 1008367_UTAH | | |
| Research Related to Deafness and Communication Disorders | 93.173 (110445A 2058) | UNIVERSITY OF MARYLAND | 110445A 2058 | 227,114 | - |
| Research Related to Deafness and Communication Disorders | SR00005457) | | | 4,136 | - |
| Research Related to Deafness and Communication Disorders | 93.173 (A03-5637) | DUKE UNIVERSITY | A03-5637 | | |

*Award number provided either when ALN is incomplete or not available or in association with Research and Development awards, as required

State of Utah
 Schedule of Expenditures of Federal Awards by State Agency
 For the Year Ended June 30, 2022

| State Agency | ALN Number (Award Number)* | Pass-Through Entity | Pass-Through Identification Number | Directly Expended | Provided to Subrecipients |
|--|-------------------------------------|---|---------------------------------------|-------------------|------------------------------|
| Research Related to Deafness and Communication Disorders | 93.1.73 (A20-0069-5001) | MEDICAL UNIVERSITY OF SOUTH CAROLINA | A20-0069-5001 | 164,264 | - |
| Research Related to Deafness and Communication Disorders | 93.1.73 (GMO 17510) | UNIV OF TEXAS SOUTHWESTERN MEDICAL CTR | GMO 17510 | 227,442 | - |
| Research Related to Deafness and Communication Disorders | 93.1.73 (R1172292) | RESEARCH FOUNDATION OF SUNY UNIVERSITY OF MISSISSIPPI | R1172292 | 14,402 | - |
| Research Related to Deafness and Communication Disorders | 93.1.73 (SP14020-581) | MEDICAL CENTER | SP14020-581 | 98,220 | - |
| Research Related to Deafness and Communication Disorders | 93.1.73 (VARIOUS) | BLACKROCK MICROSYSTEMS | VARIOUS | 180,677 | - |
| Research Related to Deafness and Communication Disorders | 93.1.73 (VARIOUS) | BRIGHTON YOUNG UNIVERSITY | VARIOUS | 480,240 | - |
| Research Related to Deafness and Communication Disorders | 93.1.73 (VARIOUS) | MASSACHUSETTS EYE AND EAR INFIRMARY | VARIOUS | 108,694 | - |
| Research Related to Deafness and Communication Disorders | 93.1.73 (VARIOUS) | INSTITUTE OF INTERNATIONAL EDUCATION | VARIOUS | 369,204 | - |
| ROTC Language and Culture Training Grants | 12.357 | EDUCATION | VARIOUS | 122,885 | - |
| Rural Health Care Services Outreach Grant Program | 93.912 (1GA1RH42941-01) | UNIVERSITY OF CALIFORNIA | 00010196 (B801305223) | 2,268,944 | 72,800 |
| Science | 43.001 (VARIOUS) | UNIVERSITY OF CALIFORNIA | 00010196 (B801305223) | (8,804) | - |
| Science | 43.001 (00010196 (B801305223)) | BERKELEY | 00010196 (B801305223) | (8,804) | - |
| Science | 43.001 (37181-01) | ROCHESTER INSTITUTE OF TECHNOLOGY | 37181-01 | 10,268 | - |
| Science | 43.001 (A19-0117-5006 (P0286656)) | RENSSELAER POLYTECHNIC INSTITUTE | A19-0117-5006 (P0286656) | 48,243 | - |
| Science | 43.001 (KK2134) | UNIVERSITY OF CALIFORNIA SANTA BARBARA | KK2134 | 36,298 | - |
| Science | 43.001 (RESS12750) | CASE WESTERN RESERVE UNIVERSITY | RESS12750 | 153,006 | - |
| Science | 43.001 (SUB62720162) | AMERICAN MUSEUM OF NATURAL HISTORY | SUB62720162 | 215,029 | - |
| Science | 43.001 (SUBK00012835 PO#3006244418) | UNIVERSITY OF MICHIGAN | SUBK00012835 PO#3006244418 | 94,487 | - |
| Science | 43.001 (VARIOUS) | SMITHSONIAN ASTROPHYSICAL OBSERVATORY | VARIOUS | 37,892 | - |
| Science | 43.001 (VARIOUS) | UNIVERSITY OF COLORADO AT BOULDER | VARIOUS | 20,809 | - |
| Second Change Act Community-based Reentry Program | 16.812 | MULTNOMAH COUNTY DEPT OF COMM JUSTICE | DCHIGA-E-12968-2021 | 73,229 | - |
| Secure Water Act Research Agreements | 15.560 (R19AC00157) | | | 117,904 | - |
| Securities and Exchange Commission SEC | 58 (PAPANEP5) | | | 73,308 | - |
| Social, Behavioral, and Economic Sciences | 47.075 (VARIOUS) | UNIV OF NORTH CAROLINA AT CHAPEL HILL | 5118148 | 603,584 | 20,819 |
| Social, Behavioral, and Economic Sciences | 47.075 (5118148) | MICHIGAN TECHNOLOGICAL UNIVERSITY | 2102004Z1 | 30,109 | - |
| Social, Behavioral, and Economic Sciences | 47.075 (2102004Z1) | UNIVERSITY OF NEBRASKA | 45-0108-1002-201 | 16,164 | - |
| Social, Behavioral, and Economic Sciences | 47.075 (45-0108-1002-201) | ARIZONA STATE UNIVERSITY | ASUB00000761 | 20,475 | - |
| Social, Behavioral, and Economic Sciences | 47.075 (ASUB00000761) | UNIVERSITY OF CALIFORNIA RIVERSIDE | S-001006 | 49,350 | - |
| Social, Behavioral, and Economic Sciences | 47.075 (S-001006) | UNIVERSITY OF CALIFORNIA BERKELEY | 10637 | 76,987 | - |
| Space Technology | 43.012 (10637) | MICHIGAN TECHNOLOGICAL UNIVERSITY | 1607060Z10 | 118,227 | - |
| Space Technology | 43.012 (1607060Z10) | MICHIGAN TECHNOLOGICAL UNIVERSITY | 1607060Z10 | 35,177 | - |
| Space Technology | 43.012 | MICHIGAN TECHNOLOGICAL UNIVERSITY | 1607060Z10 | 321,143 | 33,287 |

*Award number provided either when ALN is incomplete or not available or in association with Research and Development awards, as required

State of Utah
Schedule of Expenditures of Federal Awards by State Agency
For the Year Ended June 30, 2022

| State Agency | ALN Number (Award Number)* | Pass-Through Entity | Pass-Through Identification Number | Directly Expended | Provided to Subrecipients |
|---|-------------------------------|---|---------------------------------------|-------------------|------------------------------|
| Special Programs for the Aging, Title IV, and Title II, Discretionary Projects | 93.048 (VARIOUS) | | | 383,738 | - |
| Specialty Crop Research Initiative | 10.309 (133336-G003923) | WASHINGTON STATE UNIVERSITY | 133336-G003923 | 155,619 | - |
| Specialty Crop Research Initiative | 10.309 (C0565B-F) | OREGON STATE UNIVERSITY UNIVERSITY OF ILLINOIS AT CHICAGO | C0565B-F | 80,906 | - |
| Stewardship Science Grant Program | 81.112 (17955) | | 17955 | 48,361 | - |
| Strengthening Public Health Systems and Services through National Partnerships to Improve and Protect the Nation's Health | 93.421 (PO) | CDC FOUNDATION | PO | 11,632 | - |
| Strengthening Public Health Systems and Services through National Partnerships to Improve and Protect the Nation's Health | 93.421 (VARIOUS) | NATL ASSOCIATION OF CHRONIC DISEASE | VARIOUS | 46,157 | - |
| Strengthening Public Health Systems and Services through National Partnerships to Improve and Protect the Nation's Health | 93.421 | NATL ASSOCIATION OF CHRONIC DISEASE | 220059 / 222-1402-4 | 52,645 | - |
| Strengthening Public Health Systems and Services through National Partnerships to Improve and Protect the Nation's Health | 93.421 | PUBLIC HEALTH INSTITUTE | G1980_AG-0355 | 64,921 | - |
| Substance Abuse and Mental Health Services, Projects of Regional and National Significance | 93.243 (VARIOUS) | | | 880,403 | 11,148 |
| Substance Abuse and Mental Health Services, Projects of Regional and National Significance | 93.243 (12-124-001) | UNIVERSITY OF COLORADO COLORADO SPRINGS | 12-124-001 | 31,265 | - |
| Substance Abuse and Mental Health Services, Projects of Regional and National Significance | 93.243 (1H795M085130-01) | INTERNATIONAL RESCUE COMMITTEE | 1H795M085130-01 | 5,287 | - |
| Substance Abuse and Mental Health Services, Projects of Regional and National Significance | 93.243 (NONE) | THE ROAD HOME | NONE | 57,965 | - |
| Superfund Technical Assistance Grants (TAG) for Community Groups at National Priority List (NPL) Sites | 66.806 (NONE) | FRIENDS OF GREAT SALT LAKE | NONE | 31 | - |
| Teacher Education Assistance for College and Higher Education Grants (TEACH Grants) | 84.379 | | | 1,886 | - |
| Telehealth Programs | 93.211 (VARIOUS) | | | 426,765 | - |
| Training in General, Pediatric, and Public Health Dentistry | 93.059 (5T93HP30398-05) | | | 198,784 | - |
| Translation and Implementation Science Research for Heart, Lung, Blood Diseases, and Sleep Disorders | 93.840 (1R01HL157439-01) | | | 290,349 | 31,509 |
| Translation and Implementation Science Research for Heart, Lung, Blood Diseases, and Sleep Disorders | 93.840 (60057446 UU) | NORTHWESTERN UNIVERSITY | 60057446 UU | 80,632 | - |
| Trans-NIH Research Support | 93.310 (VARIOUS) | | | 8,525,500 | 740,902 |
| Trans-NIH Research Support | 93.310 (VARIOUS) | DUKE UNIVERSITY | VARIOUS | 31,645 | - |
| Trans-NIH Research Support | | NEW ENGLAND RESEARCH INSTITUTES | VARIOUS | 29,179 | - |
| U.S. Geological Survey, Research and Data Collection | 93.310 (VARIOUS) | | | 15,007 | - |
| U.S. Geological Survey, Research and Data Collection | 15.808 (G22AC00059) | | | 974,538 | - |
| U.S. Nuclear Regulatory Commission Scholarship and Fellowship Program | 15.808 | | | 74,516 | - |
| Uniformed Services University Medical Research Projects | 12.750 (HU0001-17-1-0047) | | | 593,732 | 2,176 |
| Uniformed Services University Medical Research Projects | 12.750 (5803 PO1029505 66552) | HENRY M. JACKSON FNDT ADVNCMNT MIL MED | 5803 PO1029505 66552 | 47,902 | - |
| Uniformed Services University Medical Research Projects | 12.750 (VARIOUS) | THE GENEVA FOUNDATION | VARIOUS | 406,274 | - |
| University Transportation Centers Program | 20.701 (135461 G004218) | WASHINGTON STATE UNIVERSITY | 135461 G004218 | 130,599 | - |
| University Transportation Centers Program | 20.701 (FAR0028684) | NORTH DAKOTA STATE UNIVERSITY | FAR0028684 | 488,327 | - |
| University Transportation Centers Program | 20.701 (VARIOUS) | PORTLAND STATE UNIVERSITY | VARIOUS | 374,160 | - |
| US Consumer Product Safety | 99 (VARIOUS) | | | 8,161 | - |
| USAID Foreign Assistance for Programs Overseas | 98.001 (VARIOUS) | NATIONAL ACADEMY OF SCIENCES | VARIOUS | 33,973 | - |
| USAID Foreign Assistance for Programs Overseas | 98.001 | | | 1,615,777 | 297,405 |
| VA Assistance to United States Paralympic Integrated Adaptive Sports Program | 64.034 (SPORTS-19-054) | | | 18,465 | - |

*Award number provided either when ALN is incomplete or not available or in association with Research and Development awards, as required

State of Utah
 Schedule of Expenditures of Federal Awards by State Agency
 For the Year Ended June 30, 2022

| State Agency | ALN Number (Award Number)* | Pass-Through Entity | Pass-Through Identification Number | Directly Expended | Provided to Subrecipients |
|--|---|---|---------------------------------------|--------------------|------------------------------|
| VA Assistance to United States Paralympic Integrated Adaptive Sports Program | 64.034 | | | 342,060 | - |
| Vision Research | 93.867 (VARIOUS) | | | 8,576,390 | 260,966 |
| Vision Research | 93.867 (1288910) | JAEB CENTER FOR HEALTH RESEARCH | 1288910 | 8,850 | - |
| Vision Research | 93.867 (10059382) | IVEENA LLC | 10059382 | 14,981 | - |
| Vision Research | 93.867 (100595816) | UNIVERSITY OF SOUTHERN CALIFORNIA | 100595816 | (23) | - |
| Vision Research | 93.867 (102151281) | BAYLOR COLLEGE OF MEDICINE UNIVERSITY OF CALIFORNIA SAN FRANCISCO | 102151281 | (626) | - |
| Vision Research | 93.867 (113235C) | FRANCISCO | 113235C | 17,395 | - |
| Vision Research | 93.867 (19-868-UU) | WEST VIRGINIA UNIVERSITY | 19-868-UU | 15,324 | - |
| Vision Research | 93.867 (1R43EY031603-SUBAWARD) | GREFFEX INC | 1R43EY031603-SUBAWARD | 112,129 | - |
| Vision Research | 93.867 (1U10EY026869-1) | NYU LANGONE MEDICAL CENTER | 1U10EY026869-1 | 1,760 | - |
| Vision Research | 93.867 (20-0560) | BRIGHAM YOUNG UNIVERSITY | 20-0560 | 134,073 | - |
| Vision Research | 93.867 (500664-78050) | NORTHEASTERN UNIVERSITY | 500664-78050 | (822) | - |
| Vision Research | 93.867 (A031507 (A030429)) | DUKE UNIVERSITY | A031507 (A030429) | (200) | - |
| Vision Research | 93.867 (R01EY025718) | MEDICAL COLLEGE OF WISCONSIN | R01EY025718 | (45) | - |
| Vision Research | 93.867 (R1553) | DARTMOUTH COLLEGE | R1553 | 60,093 | - |
| Vision Research | 93.867 (SUB000000139 (UR FAO GR531951)) | UNIVERSITY OF ROCHESTER | SUB000000139 (UR FAO GR531951) | 11,679 | - |
| Vision Research | 93.867 (VARIOUS) | JOHNS HOPKINS UNIVERSITY | VARIOUS | 17,955 | - |
| Vision Research | 93.867 (VARIOUS) | OREGON HEALTH & SCIENCE UNIVERSITY | VARIOUS | 58,109 | - |
| Volcano Hazards Program Research and Monitoring | 15.818 | | | 418,353 | - |
| Weather and Air Quality Research | 11.459 (VARIOUS) | | | 259,119 | 15,171 |
| Total University of Utah | | | | 774,734,396 | 55,097,252 |
| Utah State University | | | | | |
| Perkins Loan Program - Beginning Loan Balance | 84.038 | | | 5,528,573 | - |
| Perkins Loan Program - Loans made | 84.038 | | | - | - |
| Federal Direct Student Loans | 84.268 | | | 47,046,056 | - |
| Education Research, Development and Dissemination | 84.305A (R305A170111) | | | 314,881 | 120,774 |
| Special Education - Personnel Development to Improve Services and Results for Children with Disabilities | 84.325D | | | 289,034 | - |
| Gaining Early Awareness and Readiness for Undergraduate Programs | 84.334A | | | 3,025,997 | 2,128,003 |
| Child Care Access Means Parents in School | 84.335A | | | 357,375 | - |
| (COVID-19) Education Stabilization Fund | 84.425E | | | 27,378,150 | - |
| (COVID-19) Education Stabilization Fund | 84.425F | | | 10,728,807 | - |
| (COVID-19) Education Stabilization Fund | 84.425M | | | 1,293,483 | - |
| (COVID-19) Department of Health and Human Services | 93 (62456451-184638) | Stanford University | 62456451-184638 | 59,529 | - |
| (COVID-19) Department of Health and Human Services | 93 (75N93019D00021) | | | 87,744 | - |
| (COVID-19) Economic Adjustment Assistance | 11.307 | | | 278,444 | - |
| (COVID-19) Emergency Rental Assistance Program | 21.023 | Salt Lake County | ERAP0018 | 44,838 | - |
| (COVID-19) Emergency Rental Assistance Program | 21.023 | Salt Lake County | None Provided | 12,950 | - |
| (COVID-19) Promotion of the Arts, Grants to Organizations and Individuals | 45.024 | | | 25,483 | - |
| (COVID-19) Special Programs for the Aging, Title IV, and Title II, Discretionary Projects | 93.048 | | | 1,667 | - |
| Acer Access Development Program | 10.174 (2JACERUT1001-00) | | | 49,553 | 16,178 |
| ACL Assistive Technology | 93.464 | | | 443,455 | - |

*Award number provided either when ALN is incomplete or not available or in association with Research and Development awards, as required

State of Utah
 Schedule of Expenditures of Federal Awards by State Agency
 For the Year Ended June 30, 2022

| State Agency | ALN Number (Award Number)* | Pass-Through Entity | Pass-Through Identification Number | Directly Expended | Provided to Subrecipients |
|---|----------------------------------|---|---------------------------------------|-------------------|------------------------------|
| ACL Independent Living State Grants | 93.369 | TIRR Memorial Herman | 2020-YR3-1812-UTAHSTATEU- CIINE | (105) | - |
| ACL National Institute on Disability, Independent Living, and Rehabilitation Research | 93.433 (Various) | | | 699,198 | 105,730 |
| ACL National Institute on Disability, Independent Living, and Rehabilitation Research | 93.433 (A008179302) | University of Minnesota University of Wisconsin at University of California at San Diego | A008179302 | 19,816 | - |
| ACL National Institute on Disability, Independent Living, and Rehabilitation Research | 93.433 (462) | Madison | 462 | 40,431 | - |
| Advanced Research Projects Agency - Energy | 81.135 (118115448) | | 118115448 | 142,696 | - |
| Aeronautics | 43.002 (80N55C19K0839) | | | 34,906 | - |
| Aeronautics | 43.002 (M1703311) | Texas AandM University | M1703311 | 123,278 | - |
| Aging Research | 93.866 (Various) | | | 248,836 | - |
| Aging Research | 93.866 (LR56AG069745-01) | | | 198,431 | 85,003 |
| Aging Research | 93.866 (16-0483) | Brigham Young University | 16-0483 | (205) | - |
| Agricultural Genome to Phenome Initiative | 10.332 (024256F) | Iowa State University | 024256F | 2,049 | - |
| Agricultural Genome to Phenome Initiative | 10.332 | Iowa State University | None Provided | 14,000 | - |
| Agricultural Research_Basic and Applied Research | 10.001 (Various) | | | 508,705 | - |
| Agricultural Research_Basic and Applied Research | 10.001 (080300.327073.02) | Mississippi State University | 080300.327073.02 | 16,884 | - |
| Agricultural Research_Basic and Applied Research | 10.001 (28380) | Research Corporation for Science Advancement | 28380 | 16,323 | - |
| Agriculture and Food Research Initiative (AFRI) | 10.310 (Various) | | | 77,224 | - |
| Agriculture and Food Research Initiative (AFRI) | 10.310 (1556406) | University of Colorado at Boulder | 1556406 | 14,257 | - |
| Agriculture and Food Research Initiative (AFRI) | 10.310 (A22-0050-5002) | University of California at Merced | A22-0050-5002 | 71,610 | - |
| Agriculture and Food Research Initiative (AFRI) | 10.310 (Various) | | | 1,810,558 | 114,999 |
| Agriculture and Food Research Initiative (AFRI) | 10.310 (023318A) | Iowa State University | 023318A | 45,342 | - |
| Agriculture and Food Research Initiative (AFRI) | 10.310 (5000213-USDA) | Penn State University | S000213-USDA | 85,966 | - |
| Agriculture and Food Research Initiative (AFRI) | 10.310 (21A534-01) | Texas Tech University | 21A534-01 | 23,353 | - |
| Agriculture and Food Research Initiative (AFRI) | 10.310 (VARIOUS) | University of Idaho | VARIOUS | 18,682 | - |
| Agriculture and Food Research Initiative (AFRI) | 10.310 (UNR-17-54) | University of Nevada at Reno | UNR-17-54 | 50,042 | - |
| Agriculture and Food Research Initiative (AFRI) | 10.310 (2020-2713-01) | North Carolina State University | 2020-2713-01 | 27,262 | - |
| Agriculture and Food Research Initiative (AFRI) | 10.310 (A22-1483-5018) | University of California at Davis | A22-1483-5018 | 21,390 | - |
| Agriculture and Food Research Initiative (AFRI) | 10.310 (100637) | Multiplier | 100637 | 6,823 | - |
| Agriculture and Food Research Initiative (AFRI) | 10.310 | | | 318,585 | - |
| Agriculture and Food Research Initiative (AFRI) | 10.310 | Oregon State University | C0579A-C | 15,472 | - |
| Agriculture and Food Research Initiative (AFRI) | 10.310 | National 4-H Council | None Provided | 15,000 | - |
| Air Force Defense Research Sciences Program | 12.800 (FA9550-21-1-0437) | | | 145,718 | - |
| Aircraft Pilots Workforce Development Grant Program | 20.111 | | | 62,511 | - |
| Alcohol Research Programs | 93.273 (1R01AA025331-01A1) | University of Kentucky Research Foundation | | 688,964 | 420,774 |
| Alfalfa and Forage Research Program | 10.330 (3200002567-20-022) | | 3200002567-20-022 | 53 | - |
| Alfalfa and Forage Research Program | 10.330 (2019-70005-30363) | | | 135,561 | 54,452 |
| Alfalfa and Forage Research Program | 10.330 (A19-1564-S001) | University of California at Davis | A19-1564-S001 | 994 | - |
| Allergy and Infectious Diseases Research | 93.855 (Various) | | | 332,857 | 65,265 |
| Allergy and Infectious Diseases Research | 93.855 (31116A) | Albert Einstein College of Medicine | 31116A | (38,102) | - |
| Allergy and Infectious Diseases Research | 93.855 (YF-USU-1) | Baruch S. Blumberg Institute | YF-USU-1 | 59,772 | - |
| Allergy and Infectious Diseases Research | 93.855 (SUBAGREEMENT NO. 100) | Kineta, Inc. | | 99,204 | - |
| Allergy and Infectious Diseases Research | 93.855 (M2101992) | Texas AandM University | SUBAGREEMENT NO. 100 M2101992 | 213,273 | - |
| Allergy and Infectious Diseases Research | 93.855 (2020-1427) | University of California at Irvine | 2020-1427 | 50,120 | - |

*Award number provided either when ALN is incomplete or in association with Research and Development awards, as required

State of Utah
 Schedule of Expenditures of Federal Awards by State Agency
 For the Year Ended June 30, 2022

| State Agency | ALN Number (Award Number)* | Pass-Through Entity | Pass-Through Identification Number | Directly Expended | Provided to Subrecipients |
|---|--------------------------------|---|---------------------------------------|-------------------|------------------------------|
| Allergy and Infectious Diseases Research | 93.855 (PG21-61193-01) | University of Montana | PG21-61193-01 | 142,723 | - |
| Allergy and Infectious Diseases Research | 93.855 (580162) | University of Pennsylvania | 580162 | 120,185 | - |
| Allergy and Infectious Diseases Research | 93.855 (STTR18042019) | Sab Capra, LLC | STTR18042019 | 56,213 | - |
| Allergy and Infectious Diseases Research | 93.855 (21F162-01) | Texas Tech University | 21F162-01 | 111,104 | - |
| Allergy and Infectious Diseases Research | 93.855 (PG20-61120-01) | University of Montana | PG20-61120-01 | (343) | - |
| AmeriCorps | 94.006 | The Corps Network | Various | 153,289 | - |
| Animal Health and Disease Research | 10.207 (Various) | | | 22,710 | - |
| Arrangements for Interdisciplinary Research Infrastructure | 11.619 (2022-0444-01) | North Carolina State University | 2022-0444-01 | 29,260 | - |
| Assistance Programs for Chronic Disease Prevention and Control | 93.945 | National Opinion Research Center | G251.NCHAM.01 | 16,486 | - |
| Assistance to State Water Resources Research Institutes | 15.805 (Various) | | | 109,059 | 18,254 |
| Basic and Applied Scientific Research | 12.300 (Various) | | | 384,051 | 47,488 |
| Basic Scientific Research | 12.431 (Various) | | | 357,562 | 109,795 |
| Basic Scientific Research | 12.431 (None Provided) | Autonomous Solutions, Inc. | None Provided | 92,500 | - |
| Basic Scientific Research | 12.431 (G109-21-W7534) | Montana State University | G109-21-W7534 | 7,480 | - |
| Basic Applied, and Advanced Research in Science and Engineering | 12.630 (21037-83575-1) | Texas State University at San Marcos | 21037-83575-1 | 40,407 | - |
| Beginning Farmer and Rancher Development Program | 10.311 | | | 164,605 | 88,232 |
| Biological Sciences | 47.074 (Various) | | | 1,943,450 | 119,800 |
| Biological Sciences | 47.074 (US001-0000731765) | Battelle | US001-0000731765 | 36,332 | - |
| Biological Sciences | 47.074 (R000002663) | Florida State University | R000002663 | 69,309 | - |
| Biological Sciences | 47.074 (52820/1637459) | Marine Biological Laboratory- Wood Hold, Mass | 52820/1637459 | 22,032 | - |
| Biological Sciences | 47.074 (1003088-02) | Northern Arizona University | 1003088-02 | (1,371) | - |
| Biological Sciences | 47.074 (2(GG016707-01)) | The Trustees of Columbia University in the City of New York | 2(GG016707-01) | 982 | - |
| Biological Sciences | 47.074 (SUB00002767) | University of Florida | SUB00002767 | 2,330 | - |
| Biomedical Research and Research Training | 93.859 (R01GM117311) | | | (108) | - |
| Biomedical Research and Research Training | 93.859 (Various) | | | 213,788 | - |
| Biomedical Research and Research Training | 93.859 (Various) | | | 706,770 | 40,750 |
| BLM Youth Conservation | 15.243 (L17AC00123) | | | 98,092 | - |
| BLM Youth Conservation | 15.243 | | | 288,856 | - |
| Cancer Cause and Prevention Research | 93.393 (D007018701) | University of Minnesota | D007018701 | 10,256 | - |
| Career and Technical Education -- Basic Grants to States | 84.048 | Box Elder County School District | None Provided | (4,913) | - |
| Career and Technical Education -- Basic Grants to States | 84.048 | San Juan School District | None Provided | (2,065) | - |
| Child Care and Development Block Grant | 93.575 | | | 41,657 | - |
| Child Care and Development Block Grant | 93.575 | | | 15,926 | - |
| Child Health and Human Development Extramural Research | 93.865 (11000764-046) | Purdue University | 11000764-046 | 4,968 | - |
| Child Health and Human Development Extramural Research | 93.865 (Various) | | | 1,302,770 | 426,040 |
| Child Health and Human Development Extramural Research | 93.865 (800009636-06UG/000188) | Florida International University Board of Trustees | 800009636-06UG/000188 | 1,524 | - |
| Child Health and Human Development Extramural Research | 11.431 | University Corporation for Atmospheric Research (UCAR) | SUBAWD002238 | 25,956 | - |
| Climate and Atmospheric Research | 94.020 | | | 178,615 | - |
| CNCS Disaster Response Cooperative Agreement | 47.070 (Various) | | | 1,084,845 | 291,030 |
| Computer and Information Science and Engineering | 47.070 (1003107-06) | Northern Arizona University | 1003107-06 | 34,146 | - |
| Computer and Information Science and Engineering | 47.070 (106203-18637) | University of Illinois | 106203-18637 | 66,501 | - |
| Conservation Activities by Youth Service Organizations | 15.931 | | | 262,111 | 12,375 |
| Conservation Research and Development | 81.086 (DE-EE0009213) | | | 194,424 | 71,766 |
| Conservation Research and Development | 81.086 (None Provided) | ABB, Inc. | None Provided | 97,440 | - |
| Conservation Research and Development | 81.086 (127120076) | Kenworth Truck Company | 127120076 | 338,812 | - |
| Conservation Research and Development | 81.086 (Various) | Pacificorp | Various | 794,051 | 488,422 |

*Award number provided either when ALN is incomplete or not available or in association with Research and Development awards, as required

State of Utah
 Schedule of Expenditures of Federal Awards by State Agency
 For the Year Ended June 30, 2022

| State Agency | ALN Number (Award Number)* | Pass-Through Entity | Pass-Through Identification Number | Directly Expended | Provided to Subrecipients |
|--|-------------------------------------|--|---------------------------------------|-------------------|------------------------------|
| Conservation Research and Development | 81.086 (None Provided) | Dream Team Co, LLC | None Provided | 151,431 | - |
| Conservation Research and Development | 81.086 (None Provided) | PARC, Inc. | P315880 | 93,319 | - |
| Conservation Research and Development | 81.086 (429399-19138) | Virigna Tech Polytechnic Institute and State University | 429399-19138 | 87,555 | - |
| Cooperative Ecosystem Studies Units | 15.678 (G-50042-01 / F17AC00326) | Colorado State University | G-50042-01 / F17AC00326 | 12,001 | - |
| Cooperative Extension Service | 10.500 (134194 G004223) | Washington State University | 134194 G004223 | 3,921 | - |
| Cooperative Extension Service | 10.500 (2021-41521-35102) | University of Minnesota | H007172413 | 66,067 | 8,597 |
| Cooperative Extension Service | 10.500 (H007172413) | Washington State University | Various | 26,801 | - |
| Cooperative Extension Service | 10.500 (Various) | Washington State University | Various | 55,878 | - |
| Cooperative Extension Service | 10.500 (Various) | eXtension Foundation | Various | 48,244 | 4,543 |
| Cooperative Extension Service | 10.500 | University of Nebraska | 35-5420-2004-004 | 2,347,891 | - |
| Cooperative Extension Service | 10.500 | Washington State University | 134194 G004220 | 2,151 | - |
| Cooperative Extension Service | 10.500 | Washington State University | 134194 G004220 | 7,043 | - |
| Cooperative Extension Service | 10.500 | Washington State University | Various | 325,137 | - |
| Cooperative Extension Service | 10.500 | Kansas State University | Various | 132,432 | 15,623 |
| Cooperative Extension Service | 10.500 | Washington State University | 134194 SPC002826 | 43,760 | - |
| Cooperative Extension Service | 10.500 | eXtension Foundation | NFAE-2021-2143 | 13,463 | - |
| Cooperative Extension Service | 10.500 | University of Nebraska | 35-5420-2009-001 | 7,559 | - |
| Cooperative Extension Service | 10.500 | University of Nebraska | 35-5420-2009-001 | 653 | - |
| Cooperative Forestry Research | 10.202 (Various) | | | 204,925 | - |
| Cooperative Research and Training Programs – Resources of the National Park System | 15.945 (Various) | | | 209,827 | - |
| Cooperative Research and Training Programs – Resources of the National Park System | 15.945 (462688-19138) | Virigna Tech Polytechnic Institute and State University | 462688-19138 | 17,880 | - |
| Cooperative Research Units | 15.812 (Various) | | | 51,344 | - |
| Cooperative Watershed Management | 15.554 (None Provided) | GeoSystems Analysis, Inc. | None Provided | 31,088 | - |
| Crime Victim Assistance/Discretionary Grants | 16.582 | | | 75,725 | - |
| Crop Protection and Pest Management Competitive Grants Program | 10.329 (2019-70006-30452) | | | 58,444 | 18,749 |
| Crop Protection and Pest Management Competitive Grants Program | 10.329 (C00059074-1) | University of Missouri at Columbia | C00059074-1 | 3,379 | - |
| Crop Protection and Pest Management Competitive Grants Program | 10.329 | | | 124,735 | - |
| Cultural and Paleontological Resources Management | 15.224 (Various) | | | 16,200 | - |
| Cultural Resources Management | 15.511 (R19AC00171) | | | 38,195 | - |
| Department of Agriculture | 10 (Various) | Gretchen Swanson Center for Nutrition | None Provided | 67,786 | - |
| Department of Agriculture | 10 (None Provided) | | | 2,445 | - |
| Department of Commerce | 11 (1333ND20PNB680359) | | | 4,770 | - |
| Department of Commerce | 11 (S2017-0132;) | Synoptic Data Corp. | S2017-0132; | 316,818 | - |
| Department of Defense | 12 (Various) | | | 374,677 | 95,302 |
| Department of Defense | 12 (Various) | | | 499,355 | - |
| Department of Defense | 12 (MSA 19S23530AU22 - PO 111302) | AECOM Technical Services, Inc. | MSA 19S23530AU22 - PO 111302 | 2,599 | - |
| Department of Defense | 12 (1158117) | Allion Science and Technology | 1158117 | 50,370 | - |
| Department of Defense | 12 (AFRL-Subject Matter Expert: Bi) | ARCTOS Technology Solutions, LLC | AFRL-Subject Matter Expert: Bi | 93,520 | - |
| Department of Defense | 12 (H98230-18-C-0172) | Maryland Procurement Office | H98230-18-C-0172 | 82,020 | - |
| Department of Defense | 12 (None Provided) | QuayChain Technologies, Inc. | None Provided | 12,514 | - |
| Department of Defense | 12 (None Provided) | Research In Flight | None Provided | 25,000 | - |
| Department of Defense | 12 (USU MASTER AGREEMENT & TOS) | Schabel Engineering, LLC | USU MASTER AGREEMENT & TOS | 1,104,597 | - |
| Department of Defense | 12 (SUBCON002137) | University Corporation for Atmospheric Research (UCAR) | SUBCON002137 | 52,064 | - |
| Department of Defense | 12 (Various) | | | 125,563,996 | 20,645,341 |

*Award number provided either when ALN is incomplete or not available or in association with Research and Development awards, as required

State of Utah
 Schedule of Expenditures of Federal Awards by State Agency
 For the Year Ended June 30, 2022

| State Agency | ALN Number (Award Number)* | Pass-Through Entity | Pass-Through Identification Number | Directly Expended | Provided to Subrecipients |
|---|--|--|---|-------------------|------------------------------|
| Department of Defense | 12 (Subcontract SDL03-100 TO3) | Applied Technology Associates Aerospace | Subcontract SDL03-100 TO3 | 11,351 | - |
| Department of Defense | 12 (262-09 / 2020-411) | Atmospheric & Space Technology Research Associates, LLC | 262-09 / 2020-411 | 558,385 | - |
| Department of Defense | 12 (Various) | BAE Systems | Various | 30,580 | - |
| Department of Defense | 12 (P000116452 / W15P7T-19-D-0157) | CACI Technologies, LLC | P000116452 / W15P7T-19-D-0157 | 84,331 | - |
| Department of Defense | 12 (P0011279 / FA8650-19-C-9203) | Dzyne Technologies Incorporated | P0011279 / FA8650-19-C-9203 | 2,959 | - |
| Department of Defense | 12 (Various) | Georgia Institute of Technology | Various | 45,557 | - |
| Department of Defense | 12 (D8495-S3 / W31P4Q-18-D-0002) | Georgia Tech Applied Research Corporation | D8495-S3 / W31P4Q-18-D-0002 | 687,206 | - |
| Department of Defense | 12 (USU-19-F-8136 / FA8622-19-F-8136) | HXS, LLC | 8136 | 307,596 | - |
| Department of Defense | 12 (VARIOUS) | L3HARRIS Technologies, Inc. | VARIOUS | 289,685 | - |
| Department of Defense | 12 (Various) | Millennium Engineering and Integration Company | Various | (5,529) | - |
| Department of Defense | 12 (MP00285675 / 19-C-0064) | Northrop Grumman Systems Corporation | MP00285675 / 19-C-0064 | 12,716 | - |
| Department of Defense | 12 (PO SC20190009 / Prime N00173-N00173-16-F-6402) | Praxis, Inc. | PO SC20190009 / Prime N00173-16-F-6402 | 267,045 | - |
| Department of Defense | 12 (19S-0155 / Prime W9113M-19-F-0016) | Radiance Technologies, Inc. | 19S-0155 / Prime W9113M-19-F-0016 | 27,925 | - |
| Department of Defense | 12 (Various) | Raytheon Company | Various | 254,363 | - |
| Department of Defense | 12 (4202414086 / 4103856333) | Raytheon Space and Airborne Systems | 4202414086 / 4103856333 | 55,627 | - |
| Department of Defense | 12 (01-20190328) | SEOPS, LLC | 01-20190328 | (82) | - |
| Department of Defense | 12 (Subcontract TSC-1216-60191 / W56KGU-19-C-0057) | Technology Service Corporation | Subcontract TSC-1216-60191 / W56KGU-19-C-0057 | 35,384 | - |
| Department of Defense | 12 (GG12196.POH#2150693 / FA9453-FA9453-19-1-007) | University of Virginia | GG12196.POH#2150693 / FA9453-19-1-007 | 40,572 | - |
| Department of Defense | 12 (MON001-S-016-07) | DZYNE Technologies | MON001-S-016-07 | 17,093 | - |
| Department of Education | 84 (None Provided) | Chinawa Indian School | None Provided | 1,868 | - |
| Department of Education | 84 (52-20-2026) | Kansas Department of Education | 52-20-2026 | 286,912 | - |
| Department of Education | 84 (None Provided) | San Juan School District | None Provided | 58 | - |
| Department of Energy | 81 (8F-30118) | Argonne Laboratory | 8F-30118 | 27,386 | - |
| Department of Energy | 81 (131568) | Fluor Marine Propulsion, LLC | 131568 | 42,764 | - |
| Department of Energy | 81 (None Provided) | Wireless Advanced Vehicle Electrification, Inc. | None Provided | (37,163) | - |
| Department of Energy | 81 (REQUISITION 0000507084) | | | 1,636 | - |
| Department of Energy | 81 (260867) | Battelle Energy Alliance, LLC | 260867 | 14,208 | - |
| Department of Energy | 81 (Various) | | | 182,782 | - |
| Department of Energy | 81 (XFC-8-70330-01) | | | 76,226 | - |
| Department of Energy | 81 (Various) | | | 74,609 | - |
| Department of Energy | 81 (Various) | | | 143,439 | - |
| Department of Energy | 81 (PO B647862 / DE-AC52-07NA27344) | Lawrence Livermore National Laboratory | PO B647862 / DE-AC52-07NA27344 | 16,006 | - |
| Department of Energy | 81 (244365) | Battelle Energy Alliance, LLC | 244365 | 4,500 | - |
| Department of Energy | 81 (2224029) | | | 937 | - |
| Department of Health and Human Services | 93 (3656-CDC-25/UTAHST) | Luna Innovations, Inc. | 3656-CDC-25/UTAHST | 86,986 | - |

*Award number provided either when ALN is incomplete or not available or in association with Research and Development awards, as required

State of Utah
 Schedule of Expenditures of Federal Awards by State Agency
 For the Year Ended June 30, 2022

| State Agency | ALN Number (Award Number)* | Pass-Through Entity | Pass-Through Identification Number | Directly Expended | Provided to Subrecipients |
|--|-------------------------------|-------------------------------------|---------------------------------------|-------------------|------------------------------|
| Department of Health and Human Services | 93 (USU_PH1_75N93020C00027) | IDBiologics | USU_PH1_75N93020C00027 | 49,835 | - |
| Department of Health and Human Services | 93 (Various) | | | 4,417,332 | 804,903 |
| Department of Health and Human Services | 93 (A370509) | Emory University | A370509 | 151,701 | - |
| Department of Health and Human Services | 93 (CBO# 28323) | | | 750 | - |
| Department of Homeland Security | 97 (Various) | | | 695,227 | - |
| Department of Justice | 16 (None Provided) | National 4-H Council | None Provided | (1,101) | - |
| Department of the Interior | 15 (Various) | | | 367,669 | - |
| Department of the Interior | 15 (33172) | Otak, Inc. | 33172 | 33,308 | - |
| Department of the Interior | 15 (Various) | RRC Associates, LLC | Various | 115,134 | - |
| | | National Fish and Wildlife | | | |
| Department of the Interior | 15 (8006.20.069013) | Foundation | 8006.20.069013 | (1,732) | - |
| Department of the Interior | 15 (20FC-UT-2420) | | | 46,480 | - |
| Department of the Interior | 15 (None Provided) | Grand Staircase Escalante Partners | None Provided | 437 | - |
| Department of the Interior | 15 (18FCUT-2280) | | | 27,205 | - |
| Department of Transportation | 20 (311950.USU) | Harris Miller Miller & Hanson, Inc. | 311950.USU | 13,152 | - |
| Department of Veterans Affairs | 64 (Various) | | | 50,601 | - |
| Department of Veterans Affairs | 64 (642D16091) | | | 22,660 | - |
| Developmental Disabilities Projects of National Significance | 93.631 | | | 98,377 | - |
| Developmental Disabilities Projects of National Significance | 93.631 | University of Minnesota | A009641701 | 22,106 | - |
| Distance Learning and Telemedicine Loans and Grants | 10.855 | | | (4,752) | - |
| Drug Abuse and Addiction Research Programs | 93.279 (RDA052467A) | | | 54,727 | - |
| Education and Human Resources | 47.076 (Various) | | | 3,233,919 | 220,204 |
| Education and Human Resources | 47.076 (21-0564) | Brigham Young University | 21-0564 | 16,528 | - |
| Education and Human Resources | 47.076 (0009738-100095391) | Howard University | 0009738-100095391 | 2,899 | - |
| Education and Human Resources | 47.076 (None Provided) | Michigan State University | None Provided | 478 | - |
| Education and Human Resources | 47.076 (None Provided) | National Federation of the Blind | None Provided | 149,806 | - |
| Education and Human Resources | 47.076 (1004505-01) | Northern Arizona University | 1004505-01 | 27,274 | - |
| Education and Human Resources | 47.076 (60052897 USU) | Northwestern University | 60052897 USU | 57,748 | - |
| Education and Human Resources | 47.076 (140262-SPC003498) | Washington State University | 140262-SPC003498 | 9,537 | - |
| | | State of New Mexico Department | | | |
| Education for Homeless Children and Youth | 84.196 | of Education | 22-924-00258 | 5,813 | - |
| Engineering Grants | 47.041 (Various) | University of New Mexico | | 5,067,740 | 2,639,559 |
| Engineering Grants | 47.041 (358007-87L7) | University of North Carolina at | 358007-87L7 | 134,264 | - |
| | | Chapel Hill | | | |
| Engineering Grants | 47.041 (1839812) | | 1839812 | 64,417 | - |
| Engineering Grants | 47.041 (UTA21-00028) | University of Texas at Austin | UTA21-00028 | 32,287 | - |
| Engineering Grants | 47.041 (133814 G004068) | Washington State University | 133814 G004068 | 35,420 | - |
| Environmental Quality and Protection Resource Management | 15.236 (L16AC00126) | | | 13,234 | - |
| Environmental Quality Incentives Program | 10.912 (3-580990.USU1) | Oklahoma State University | 3-580990.USU1 | 99,503 | - |
| | | Utah Association of Conservation | | | |
| Environmental Quality Incentives Program | 10.912 (FED# | Districts | FED# NR22A750013G009 | 115 | - |
| Environmental Quality Incentives Program | NR22A750013G009) | Juniper Environmental, LLC | 4004 | 493 | - |
| Exploration | 43.003 (80NSSC20M0245) | | | 5 | - |
| Exploration | 43.003 (80NSSC20K1411) | | | 147,946 | - |
| Extension Collaborative on Immunization Teaching & Engagement | 10.229 | eXtension Foundation | EXC1-2021-2093 | 16,692 | - |
| Extramural Research Programs in the Neurosciences and Neurological Disorders | 93.853 (5001317-5500001664) | Broad Institute | 5001317-5500001664 | 30,546 | - |
| Extramural Research Programs in the Neurosciences and Neurological Disorders | 93.853 (Various) | | | 104,306 | - |
| Farm and Ranch Stress Assistance Network Competitive Grants Program | 10.525 | Washington State University | 139244 G004275 | 101,523 | - |

*Award number provided either when ALN is incomplete or not available or in association with Research and Development awards, as required

State of Utah
 Schedule of Expenditures of Federal Awards by State Agency
 For the Year Ended June 30, 2022

| State Agency | ALN Number (Award Number)* | Pass-Through Entity | Pass-Through Identification Number | Directly Expended | Provided to Subrecipients |
|--|-------------------------------|--|---------------------------------------|-------------------|------------------------------|
| Farmers' Market and Local Food Promotion Program | 10.168 | | | 169,475 | 1,735 |
| Federal Pell Grant Program | 84.063 | | | 32,567,723 | - |
| Federal Supplemental Educational Opportunity Grants | 84.007 | | | 806,729 | - |
| Federal Work-Study Program | 84.033 | | | 446,583 | - |
| Federal Work-Study Program | 84.033 | | | 4,286 | - |
| Fish and Wildlife Coordination Act | 15.517 (Various) | | | 607,192 | - |
| Fish and Wildlife Management Assistance | 15.608 (F20APO0285) | | | 73,762 | - |
| Fish, Wildlife and Plant Conservation Resource Management | 15.231 (Various) | National Fish and Wildlife Foundation | 2503.16.055535 | 190,411 | 10,945 |
| Fish, Wildlife and Plant Conservation Resource Management | 15.231 (2503.16.055535) | Foundation | | 1 | - |
| Fisheries and Aquatic Resources Management | 15.244 (Various) | | | 753,876 | 223,600 |
| Food and Agriculture Service Learning Program | 10.522 | | | 22,481 | - |
| Food and Drug Administration_Research | 93.103 | | | 39,346 | - |
| Forests and Woodlands Resource Management | 15.233 (Various) | | | 77,940 | - |
| Gaining Early Awareness and Readiness for Undergraduate Programs | 84.334 | | | 3,496,352 | 1,678,959 |
| Geosciences | 47.050 (1829465) | | | 35,493 | - |
| Geosciences | 47.050 (Various) | | | 279,606 | 82,413 |
| Geosciences | 47.050 (Various) | | | 1,442,661 | - |
| Geosciences | 47.050 (Various) | The Trustees of Columbia University in the City of New York | Various | 104,794 | - |
| Geosciences | 47.050 (131487643) | University of Southern California | 131487643 | 22,863 | - |
| Geosciences | 47.050 (128413-G03666) | Washington State University | 128413-G03666 | 24,185 | - |
| Grants for Agricultural Research, Special Research Grants | 10.200 (200-1035-100-00015) | | | 8,615 | - |
| Grants for Primary Care Training and Enhancement | 93.884 (20-0264C-RPA0) | Idaho State University | 20-0264C-RPA0 | 22,716 | - |
| Healthy Marriage Promotion and Responsible Fatherhood Grants | 93.086 | | | 2,115,551 | 120,000 |
| Higher Education - Graduate Fellowships Grant Program | 10.210 (2020-38420-30721) | | | 31,393 | - |
| Higher Education_Institutional Aid | 84.031 | | | 332,220 | - |
| Highway Training and Education | 20.215 | | | 27,614 | - |
| Homeland Security_Agricultural | 10.304 | Regents of the University of California at Riverside | 201603796-06 | 3,475 | - |
| Homeland Security_Agricultural | 10.304 | University of California at Davis | A22-1782-S009 | 21,304 | - |
| Housing Counseling Assistance Program | 14.169 | | | 32,729 | - |
| Integrated Programs | 10.303 (Various) | | | 498,868 | - |
| Juvenile Mentoring Program | 16.726 | | | 306,209 | - |
| Juvenile Mentoring Program | 16.726 | National 4-H Council | Various | 72,556 | - |
| Maternal and Child Health Federal Consolidated Programs | 93.110 | Genetic Alliance, Inc. | None Provided | 24,695 | - |
| Maternal and Child Health Federal Consolidated Programs | 93.110 | Association of Maternal and Child Health Programs | 071420-124 | 901,780 | 11,085 |
| Maternal and Child Health Federal Consolidated Programs | 93.110 | Health Programs | | (13,687) | - |
| Mathematical and Physical Sciences | 47.049 (Various) | | | 569,353 | - |
| Mental and Behavioral Health Education and Training Grants | 93.732 | | | 468,864 | - |
| Mental Health Research Grants | 93.242 (7R21MH115680-03) | Western Association of Fish & Wildlife Agencies | None Provided | 81,060 | 12,012 |
| Migratory Bird Joint Ventures | 15.637 | University of Wisconsin at Madison | 471 | 5,007 | - |
| Military Medical Research and Development | 12.420 (471) | | | 916 | - |
| Mine Health and Safety Grants | 17.600 | | | 218,831 | - |
| Miscellaneous | 99 (Various) | Ball Aerospace and Technology | Various | 41,529,679 | 4,660,415 |
| Miscellaneous | 99 (Various) | Base2 LLC | Various | 211,518 | - |
| Miscellaneous | 99 (Various) | General Dynamics | 22-SC-0024 | 474,794 | - |
| Miscellaneous | 99 (Various) | L3Harris Technologies, Inc. | Various | 3,177 | - |
| Miscellaneous | 99 (Various) | | | 1,230,276 | - |

*Award number provided either when ALN is incomplete or not available or in association with Research and Development awards, as required

State of Utah
 Schedule of Expenditures of Federal Awards by State Agency
 For the Year Ended June 30, 2022

| State Agency | ALN Number (Award Number)* | Pass-Through Entity | Pass-Through Identification Number | Directly Expended | Provided to Subrecipients |
|---|--|--|---------------------------------------|-------------------|------------------------------|
| Miscellaneous | 99 (Various) | Lockheed Martin Space Systems | Various | 13,788,127 | 114,823 |
| Miscellaneous | 99 (20-SC-0125 / B18-2017353G010-008) | Misc Private Sources | 20-SC-0125 / B18-2017353G010-008 | 117,303 | - |
| Miscellaneous | 99 (6464) | National Microchip | 6464 | 95,656 | - |
| Miscellaneous | 99 (Various) | Raytheon Company | Various | 1,618,217 | - |
| Miscellaneous | 99 (Various) | Sandia Laboratories | Various | 54,414 | - |
| Miscellaneous | 99 (SCRA02801 / SBIR N193-A01) | SRC Incorporated | SCRA02801 / SBIR N193-A01 | 109,090 | - |
| National Aeronautics and Space Administration | 43 (44698) | Hampton University | 44698 | 41,177 | - |
| National Aeronautics and Space Administration | 43 (1584146) | | | 959 | - |
| National Aeronautics and Space Administration | 43 (80MSFC18C0010) | | | 54,577 | - |
| National Aeronautics and Space Administration | 43 (SUBK00011783) | University of Michigan | SUBK00011783 | 3,169 | - |
| National Aeronautics and Space Administration | 43 (Various) | | | 12,455,274 | 1,084,317 |
| National Aeronautics and Space Administration | 43 (20SC-002 / 80NSSC19C0628) | Advanced Space, LLC | 20SC-002 / 80NSSC19C0628 | 1,922 | - |
| National Aeronautics and Space Administration | 43 (Various) | Arizona State University | Various | (81,300) | - |
| National Aeronautics and Space Administration | 43 (Various) | Ball Aerospace and Technology | Various | 1,426,161 | 221,965 |
| National Aeronautics and Space Administration | 43 (82506-11022 / 80MSFC18C0034) | Cornell University | 82506-11022 / 80MSFC18C0034 | (486) | - |
| National Aeronautics and Space Administration | 43 (172099 / 80MSFC20D0004) | Johns Hopkins University Applied Physics Laboratory LLC | 172099 / 80MSFC20D0004 | 31,600 | - |
| National Aeronautics and Space Administration | 43 (SMS0005979 / GS000140ADU431) | KBR, Inc. | SMS0005979 / GS000140ADU431 | 6,925 | - |
| National Aeronautics and Space Administration | 43 (4104544535 / 1558326) | Lockheed Martin Space Systems Millennium Engineering and Integration Company | 4104544535 / 1558326 | 971,061 | - |
| National Aeronautics and Space Administration | 43 (Various) | | Various | 1,631 | - |
| National Aeronautics and Space Administration | 43 (HQ0147-16-D-0002, HQ0147-17-F-17-F-0050) | Missile Defense Agency | HQ0147-16-D-0002, HQ0147-17-F-0050 | 718,221 | - |
| National Aeronautics and Space Administration | 43 (4W8003-09) | Montana State University | 4W8003-09 | 9,480 | - |
| National Aeronautics and Space Administration | 43 (Various) | NASA Jet Propulsion Laboratory Northrop Grumman Space Systems Division | Various | 19,032,420 | 1,990,841 |
| National Aeronautics and Space Administration | 43 (SP00120596 / 80GSFC20C0085) | Science Systems and Applications, Inc. | SP00120596 / 80GSFC20C0085 | 19,595 | - |
| National Aeronautics and Space Administration | 43 (Various) | The University of Arizona | Various | 108,918 | - |
| National Aeronautics and Space Administration | 43 (Various) | | Various | 63,635 | - |
| National Aeronautics and Space Administration | 43 (PUR-10871) | Tyvak Nano-Satellite Systems, Inc. | PUR-10871 | 38,202 | - |
| National Aeronautics and Space Administration | 43 (B801467693 / 80GSFC21C0038) | University of California at Berkeley | B801467693 / 80GSFC21C0038 | 2,543,478 | - |
| National Aeronautics and Space Administration | 43 (1559148 / 80LARC20D0006) | University of Colorado at Boulder | 1559148 / 80LARC20D0006 | 454,967 | - |
| National Aeronautics and Space Administration | 43 (Various) | University of Maryland at Baltimore | Various | 74,043 | - |
| National Center on Sleep Disorders Research | 93.233 (1R01HL132274-01A1) | | | 125,303 | 114,348 |
| National Climate Change and Wildlife Science Center | 15.820 (Various) | University of Arizona | Various | 311,673 | - |
| National Cooperative Geologic Mapping | 15.810 (G20AC00235) | | | 3,971 | - |
| National Food Safety Training, Education, Outreach, and Technical Assistance Competitive Grants Program | 10.328 | Oregon State University | C0595B-F | 1,257 | - |
| National Land Remote Sensing, Education Outreach and Research | 15.815 (Various) | America View | Various | 117,410 | - |
| NEW CFDA | 85 (20-SUBC-440-0000440009) | | | 4,496 | - |
| Nuclear Energy Research, Development and Demonstration | 81.121 (Various) | | | 384,348 | 305,176 |

*Award number provided either when ALN is incomplete or not available or in association with Research and Development awards, as required

State of Utah
 Schedule of Expenditures of Federal Awards by State Agency
 For the Year Ended June 30, 2022

| State Agency | ALN Number (Award Number)* | Pass-Through Entity | Pass-Through Identification Number | Directly Expended | Provided to Subrecipients |
|--|-------------------------------|---|---------------------------------------|-------------------|------------------------------|
| Nuclear Energy Research, Development and Demonstration | 81.121 (Various) | | | 171,560 | 51,329 |
| Nuclear Energy Research, Development and Demonstration | 81.121 | | | 51,985 | - |
| Nuclear Energy Research, Development and Demonstration | 81.121 | | | 7,500 | - |
| Occupational Safety and Health Program | 93.262 (G-81107-01) | Colorado State University | G-81107-01 | 230,111 | 103,476 |
| Occupational Safety and Health Program | 93.262 | Colorado State University | Various | 32,225 | - |
| Office of Integrative Activities | 47.083 (Various) | University of Cincinnati | Various | 9,278 | - |
| Office of Science Financial Assistance Program | 81.049 (Various) | | | 609,541 | - |
| Office of Science Financial Assistance Program | 81.049 (None Provided) | Life-E, LLC. | None Provided | (176) | - |
| Office of Science Financial Assistance Program | 81.049 (201603457-06) | Regents of the University of California at Riverside | 201603457-06 | 143,212 | - |
| Office of Science Financial Assistance Program | 81.049 (EY5013-755988) | University of Idaho | EY5013-755988 | 65,535 | - |
| Office of Science Financial Assistance Program | 81.049 (134124-G003972) | Washington State University | 134124-G003972 | 30,309 | - |
| Opioid Affected Youth Initiative | 16.842 | | | 175,003 | - |
| Opioid STR | 93.788 (1H79T0181890-01) | | | 30,079 | 16,122 |
| Opioid STR | 93.788 | | | 621,855 | 34,610 |
| Opioid STR | 93.788 | Iowa State University | 019719A | 56,417 | - |
| Organic Agriculture Research and Extension Initiative | 10.307 (Various) | | | 437,008 | 169,683 |
| Outreach Education and Technical Assistance | 10.147 | Christopher and Dana Reeve Foundation | | 68,135 | - |
| Paralysis Resource Center | 93.325 | | | 14,659 | - |
| Partners for Fish and Wildlife | 15.631 (FC20AC10857) | | | 31,073 | - |
| Partnership Agreements | 10.699 (Various) | | | 498,592 | - |
| Partnership Agreements | 10.699 | | | 443,509 | - |
| Partnership Agreements | 10.699 | HistoriCorps | None Provided | 11,625 | - |
| Partnership Agreements | 10.699 | The Corps Network | VARIOUS | 166,736 | - |
| Payments to Agricultural Experiment Stations Under the Hatch Act | 10.203 (Various) | | | 2,460,477 | - |
| Plant and Animal Disease, Pest Control, and Animal Care | 10.025 (Various) | | | 314,629 | - |
| Plant and Animal Disease, Pest Control, and Animal Care | 10.025 | | | 247,160 | - |
| Polar Programs | 47.078 (Various) | | | 439,971 | - |
| Polar Programs | 47.078 (2113641) | | | 121,509 | - |
| Promotion of the Humanities_Federal/State Partnership | 45.129 | Utah Humanities Council | 12021.5023.106.2125 | 9,997 | - |
| Promotion of the Humanities_Teaching and Learning Resources and Curriculum Development | 45.162 | | | 36,295 | - |
| Rangeland Resource Management | 15.237 (L16AC00367) | | | (3) | - |
| Rangeland Resource Management | 15.237 | | | 4,661 | - |
| Rangeland Resource Management | 66.716 | eXtension Foundation | Various | 10,294 | - |
| Research, Development, Monitoring, Public Education, Outreach, Training, Demonstrations, and Studies | 66.461 (95810500) | | | 34,236 | - |
| Regional Wetland Program Development Grants | 84.129 (H129B190009) | | | 214,010 | - |
| Rehabilitation Long-Term Training | 81.087 (None Provided) | Percheron Power, LLC | None Provided | 17,377 | - |
| Renewable Energy Research and Development | 81.087 (429451-19138) | Virgina Tech Polytechnic Institute and State University | 429451-19138 | 11,271 | - |
| Renewable Energy Research and Development | 81.087 (Various) | | | 576,647 | 170,898 |
| Renewable Energy Research and Development | 10.515 (SA20-5381-01) | University of California-ANR | SA20-5381-01 | 2,396 | - |
| Research and Technology Development | 12.910 (N660012114031) | | | 186,199 | - |
| Research and Technology Development | 12.910 (P010250578) | Leidos, Inc. | P010250578 | 325,266 | - |
| Research and Technology Development | 12.910 (61654-08) | Embry-Riddle Aeronautical University | 61654-08 | 57,988 | - |
| Research Joint Venture and Cost Reimbursable Agreements | 10.707 (Various) | | | 207,170 | - |
| Research Related to Deafness and Communication Disorders | 93.173 (Various) | | | 302,868 | 63,057 |
| Research Related to Deafness and Communication Disorders | 93.173 | | | 41,965 | - |
| Retired and Senior Volunteer Program | 94.002 | Sunshine Terrace Foundation | None Provided | 6,166 | - |
| Rural Business Development Grant | 10.351 | | | 42,943 | - |
| Rural Economic Development Loans and Grants | 10.854 | | | 19,263 | - |

*Award number provided either when ALN is incomplete or not available or in association with Research and Development awards, as required

State of Utah
 Schedule of Expenditures of Federal Awards by State Agency
 For the Year Ended June 30, 2022

| State Agency | ALN Number (Award Number)* | Pass-Through Entity | Pass-Through Identification Number | Directly Expended | Provided to Subrecipients |
|--|----------------------------------|--|---------------------------------------|-------------------|------------------------------|
| Rural Education | 84.358 | | | 50,525 | - |
| Rural Health and Safety Education Competitive Grants Program | 10.516 (2018-46100-28782) | | | 26,102 | 11,585 |
| Rural Health and Safety Education Competitive Grants Program | 10.516 | | | 110,229 | - |
| Rural Health Care Services Outreach, Rural Health Network Development and Small Health Care Provider Quality Improvement Program | 93.912 | | | 635,022 | 102,054 |
| Save America's Treasures | 15.929 | | | 57,185 | - |
| Science | 43.001 (Various) | | | 172,852 | 87,000 |
| Science | 43.001 (Various) | | | 17,010 | - |
| Science | 43.001 (80NSSC20K0191) | | | 97,568 | - |
| Science | 43.001 (9568-PO139282) | Boise State University | 9568-PO139282 | 13,966 | - |
| Science | 43.001 (2124-204-2013209) | Clemson University | 2124-204-2013209 | 8,470 | - |
| Science | 43.001 (KK2133) | University of California at Santa Barbara | KK2133 | 61,562 | - |
| Science | 43.001 (SUBK00013484) | University of Michigan | SUBK00013484 | 3,140 | - |
| Science | 43.001 (R53782) | William Marsh Rice University | R53782 | 52,386 | - |
| Science | 43.001 (Various) | | | 872,958 | 734,428 |
| Science | 43.001 | | | 4,636 | - |
| SECURE Water Act Research Agreements | 15.560 (Various) | | | 138,292 | - |
| Small Business Development Centers | 59.037 | | | 1,306,256 | 964,979 |
| Small Business Development Centers | 59.037 | | | 422,401 | 136,501 |
| Social Services Block Grant | 93.667 | Bear River Association of Governments | None Provided | 1,420 | - |
| Social, Behavioral, and Economic Sciences | 47.075 (Various) | | | 166,078 | (321) |
| Social, Behavioral, and Economic Sciences | 47.075 (SUBAWARD NO. 4101-81928) | | | 15,750 | - |
| Social, Behavioral, and Economic Sciences | 81928 | Purdue University | SUBAWARD NO. 4101-81928 | | |
| Social, Behavioral, and Economic Sciences | 47.075 (SUBAWD002261) | University Corporation for Atmospheric Research (UCAR) | SUBAWD002261 | (36) | - |
| Soil and Water Conservation | 10.902 (SA-2021-01) | Heart of the Rockies Initiative | SA-2021-01 | 36,004 | - |
| Soil and Water Conservation | 10.902 (Various) | | | 224,854 | 22,688 |
| Solid Waste Management Assistance Grants | 66.808 | | | 6,435 | - |
| Space Technology | 43.012 (80NSSC18M0055) | | | 47,184 | - |
| Space Technology | 43.012 (9566) | University of California at Berkeley | 9566 | 823,570 | - |
| Space Technology | 43.012 (Various) | | | 282,729 | - |
| Special Education - Personnel Development to Improve Services and Results for Children with Disabilities | 84.325 (H325K190017) | | | 233,770 | - |
| Special Education - Personnel Development to Improve Services and Results for Children with Disabilities | 84.325 | | | 414,744 | - |
| Special Education - State Personnel Development | 84.323 | State of Arizona Department of Education | 16-02-EDSG | 13,629 | - |
| Special Education - Grants to States | 84.027 | Iowa Department of Education | Various | 13,233 | - |
| Special Education - Grants to States | 84.027 | Kentucky Department of Education | PON2.540 2100002402 | 111,547 | - |
| Special Education - Grants to States | 84.027 | Montana Office of Public Instruction | 10942 | 178,907 | - |
| Special Education - Grants to States | 84.027 | New Hampshire Department of Education | None Provided | 1,833 | - |
| Special Education - Grants to States | 84.027 | Oklahoma State Department of Education | PO 2659019692 | 173,027 | - |
| Special Education - Grants to States | 84.027 | Oregon Department of Education | Various | 11,690 | - |
| Special Education - Grants to States | 84.027 | State of Arizona Department of Education | Various | 434,234 | - |

*Award number provided either when ALN is incomplete or not available or in association with Research and Development awards, as required

State of Utah
Schedule of Expenditures of Federal Awards by State Agency
For the Year Ended June 30, 2022

| State Agency | ALN Number (Award Number)* | Pass-Through Entity | Pass-Through Identification Number | Directly Expended | Provided to Subrecipients |
|---|-------------------------------------|--|---------------------------------------|-------------------|------------------------------|
| Special Education_Grants to States | 84.027 | State of Idaho Department of Education | Various | 114,314 | - |
| Special Education_Grants to States | 84.027 | State of New Mexico Department of Education | Various | 312,736 | - |
| Special Education_Grants to States | 84.027 | State of Wyoming Department of Education | 213719 | 137,718 | - |
| Special Education_Grants to States | 84.027 | Nebraska Department of Education | 42031 | 321,272 | - |
| Special Education_Grants to States | 84.027 | Office of Superintendent of Public Instruction | 20220356 | 7,844 | - |
| Special Education_Grants to States | 84.027 | Oregon Department of Education | Various | 85,800 | - |
| Special Education_Grants to States | 84.027 | Wisconsin Dept. of Public Instruction | PO 5002021115 | 5,251 | - |
| Special Education_Technical Assistance on State Data Collection | 84.373 | WestEd | S-17858 | 34,567 | - |
| Special Education_Technical Assistance on State Data Collection | 84.373 | WestEd | S-18651 | 108,130 | - |
| Special Education-Grants for Infants and Families | 84.181 | Alabama Department of Rehabilitation Services | C20870060 | 1,515 | - |
| Special Programs for the Aging_Title IV_and Title II_Discretionary Projects | 93.048 | | | 206,212 | - |
| Specialty Crop Block Grant Program - Farm Bill | 10.170 (21-0562) | Brigham Young University | 21-0562 | 7,915 | - |
| Specialty Crop Research Initiative | 10.309 (133321-G004112) | Washington State University | 133321-G004112 | 50,203 | - |
| Specialty Crop Research Initiative | 10.309 (79611-10751) | Cornell University | 79611-10751 | 44,119 | - |
| Specialty Crop Research Initiative | 10.309 (SUB00001765) | UGA Research Foundation, Inc. | SUB00001765 | 210,458 | - |
| Specialty Crop Research Initiative | 10.309 (2021-51181-35868) | | | 61,707 | 21,327 |
| Strengthening Public Health Systems and Services through National Partnerships to Improve and Protect the Nation's Health | 93.421 (18-21-8815) | Association of University Centers on Disabilities | 18-21-8815 | 6,800 | - |
| Strengthening Public Health Systems and Services through National Partnerships to Improve and Protect the Nation's Health | 93.421 | National Association of County and City Health Officials | Various | 268,696 | 92,279 |
| Strengthening Public Health Systems and Services through National Partnerships to Improve and Protect the Nation's Health | 93.421 | Association of University Centers on Disabilities | 37-8814-22 | 47,285 | - |
| Strengthening Public Health Systems and Services through National Partnerships to Improve and Protect the Nation's Health | 93.421 | Association of University Centers on Disabilities | Various | 20,838 | - |
| Substance Abuse and Mental Health Services_Projects of Regional and National Significance | 93.243 (330 SAMHSA PROJECT; 200668) | The Family Place | 330 SAMHSA PROJECT; 200668 | 18,609 | - |
| Substance Abuse and Mental Health Services_Projects of Regional and National Significance | 93.243 | | | 20,280 | - |
| Sun Grant Program | 10.320 (U1522C-B) | Oregon State University | U1522C-B | 33,386 | - |
| Sustainable Agriculture Research and Education | 10.215 (Various) | | | 1,302,216 | 922,181 |
| Sustainable Agriculture Research and Education | 10.215 (Various) | Montana State University | Various | 136,577 | - |
| Sustainable Agriculture Research and Education | 10.215 | Montana State University | Various | 193,334 | 40,042 |
| Teacher Education Assistance for College and Higher Education Grants (TEACH Grants) | 84.379 | | | 69,284 | - |
| Teenage Pregnancy Prevention Program | 93.297 | | | 1,158,244 | - |
| Threatened and Endangered Species | 15.246 (Various) | | | 69,645 | - |
| Trans-NIH Research Support | 93.310 (1R03TR003667-01) | | | 65,375 | - |
| TRIO_Student Support Services | 84.042 | | | 725,003 | - |
| TRIO_Talent Search | 84.044 | | | 99,508 | - |
| TRIO_Talent Search | 84.044 | | | 374,095 | - |
| TRIO_Upward Bound | 84.047 | | | 829,099 | - |
| TRIO_Upward Bound | 84.047 | | | (31) | - |
| U.S. Geological Survey_Research and Data Collection | 15.808 (Various) | | | 196,552 | - |
| U.S. Nuclear Regulatory Commission Scholarship and Fellowship Program | 77.008 (Various) | | | 158,118 | - |
| Uniformed Services University Medical Research Projects | 12.750 (S-10507-02) | The Geneva Foundation | S-10507-02 | 127,005 | - |

*Award number provided either when ALN is incomplete or in association with Research and Development awards, as required

State of Utah
 Schedule of Expenditures of Federal Awards by State Agency
 For the Year Ended June 30, 2022

| State Agency | ALN Number (Award Number)* | Pass-Through Entity | Pass-Through Identification Number | Directly Expended | Provided to Subrecipients |
|---|-----------------------------------|--|---------------------------------------|--------------------|------------------------------|
| Universal Newborn Hearing Screening | 93.251 | Idaho Department of Health and Welfare | KC281200 | 15,068 | - |
| University Centers for Excellence in Developmental Disabilities Education, Research, and Service | 93.632 | University of Kentucky Research Foundation | 3200003537-21-075 | 674,644 | 23,358 |
| University Centers for Excellence in Developmental Disabilities Education, Research, and Service | 93.632 | University of Wyoming | P-350665 | 61,341 | - |
| University Centers for Excellence in Developmental Disabilities Education, Research, and Service | 93.632 | North Dakota State University | FAR0028869 | 21,267 | - |
| University Transportation Centers Program | 20.701 (FAR0028869) | | | 265,129 | - |
| USAID Foreign Assistance for Programs Overseas | 98.001 (USAID 72026319CA00001) | The American University in Cairo | USAID 72026319CA00001 | 195,646 | - |
| USAID Foreign Assistance for Programs Overseas | 98.001 (UNR-17-41) | University of Nevada at Reno Fundacion para el Desarrollo | UNR-17-41 | 20,340 | - |
| USAID Foreign Assistance for Programs Overseas | 98.001 | Agrario | 7200AA2 L CA00030 | 39,568 | - |
| VA Assistance to United States Paralympic Integrated Adaptive Sports Program | 64.034 | University of Kentucky Research Foundation | 3200003633-21-104 | 96,387 | - |
| Veterinary Services Grant Program | 10.336 | | | 6,863 | - |
| Vision Research | 93.867 (1R15E028732-01A1) | | | 69,300 | - |
| Volunteers in Service to America | 94.013 | | | 243,535 | - |
| Wetlands Reserve Program | 10.072 (NR213A750023C005) | | | 139,588 | 93,363 |
| Wildland Fire Research and Studies | 15.232 (Various) | | | 195,460 | - |
| Wildland Fire Research and Studies | 15.232 (G-45072-02) | Colorado State University | G-45072-02 | 2,221 | - |
| Wildland Fire Research and Studies | 15.232 (UNR-21-51) | University of Nevada at Reno | UNR-21-51 | 7,982 | - |
| Wildlife Resource Management | 15.247 (Various) | | | 140,041 | - |
| Wildlife Restoration and Basic Hunter Education | 15.611 | State of Alaska Department of Fish and Game | 19-146 | 52,790 | - |
| Wildlife Restoration and Basic Hunter Education | 15.611 | Department of Wildlife | Various | 61,346 | - |
| Wildlife Restoration and Basic Hunter Education | 15.611 | State of Idaho Department of Fish and Game | None Provided | 7,809 | - |
| Wildlife Restoration and Basic Hunter Education | 15.611 | State of Montana Fish, Wildlife and Parks | 21-0126 | 13,075 | - |
| Wildlife Restoration and Basic Hunter Education | 15.611 | State of North Dakota | F16AF00613 | 13,069 | - |
| Wildlife Restoration and Basic Hunter Education | 15.611 | Wyoming Game and Fish Department | 3342 | 4,571 | - |
| Wildlife Services | 10.028 (Various) | | | 149,926 | - |
| Total Utah State University | | | | 436,701,704 | 43,771,224 |
| Utah Tech University | | | | | |
| Economic Development, Technical Assistance | 11.303 | | | 109,044 | - |
| Economic Adjustment Assistance | 11.307 | | | 70,673 | - |
| National Wildlife Refuge System Enhancements | 15.654 | | | 80,709 | - |
| Cooperative Research and Training Programs – Resources of the National Park System | 15.945 | | | 67,918 | - |
| National Aeronautics and Space Administration | 43 (80NSSC18K0973) | Aerospace Corporation | 80NSSC18K0973 | - | - |
| Science | 43.001 (80NSSC18K0697) | | | 38,612 | 20,997 |
| Engineering Grants | 47.041 (1933502) | University of North Texas | 1933502 | 6,147 | - |
| Education and Human Resources | 47.076 | | | 96,022 | - |
| Department of Veterans Affairs | 64 (None Provided) | | | 5,061 | - |
| Federal Supplemental Educational Opportunity Grants | 84.007 | | | 247,070 | - |
| Federal Work-Study Program | 84.033 | | | 237,896 | - |
| TRIO_Student Support Services | 84.042 | | | 343,766 | - |
| TRIO_Talent Search | 84.044 | | | 495,647 | - |
| TRIO_Upward Bound | 84.047 | | | 414,011 | - |

*Award number provided either when ALN is incomplete or in association with Research and Development awards, as required

State of Utah
 Schedule of Expenditures of Federal Awards by State Agency
 For the Year Ended June 30, 2022

| State Agency | ALN Number (Award Number)* | Pass-Through Entity | Pass-Through Identification Number | Directly Expended | Provided to Subrecipients |
|---|-------------------------------|-----------------------------------|---------------------------------------|--------------------|------------------------------|
| Federal Pell Grant Program | 84.063 | | | 14,429,495 | - |
| Federal Direct Student Loans | 84.268 | | | 15,209,021 | - |
| (COVID-19) Education Stabilization Fund | 84.425E | | | 13,159,395 | - |
| (COVID-19) Education Stabilization Fund | 84.425F | | | 13,671,204 | - |
| (COVID-19) Education Stabilization Fund | 84.425M | | | 252,585 | - |
| Department of Defense | 12 (HDQMWV-22-D-0001) | | | 51,398 | - |
| National Park Service Conservation, Protection, Outreach, and Education | 15.954 | | | 24,952 | - |
| Total Utah Tech University | | | | 59,010,626 | 20,997 |
| Utah Valley University | | | | | |
| Department of Agriculture | 10 (VARI0US) | | | 34,134 | - |
| Agriculture and Food Research Initiative (AFRI) | 10.310 (20166701231495) | | | 4,452 | - |
| Plant Conservation and Restoration Management | 15.245 (L19AC0019) | | | 3,367 | - |
| Endangered Species Conservation Recovery Implementation Funds | 15.657 (F19AP00568) | | | 15,007 | - |
| National Center for Preservation Technology and Training | 15.923 (P20AP00318) | | | 12,049 | - |
| Department of Transportation | 20 (1073-03-ADDX-UUVU-S00310) | ADDX | 1073-03-ADDX-UUVU-S00310 | 19,572 | - |
| National Aeronautics and Space Administration | 43 (HST-GO-16262.002-A) | Space Telescope Science Institute | HST-GO-16262.002-A | 26,748 | - |
| Promotion of the Humanities, Office of Digital Humanities | 45.169 | | | 182,189 | - |
| Engineering Grants | 47.041 (Various) | | | 133,192 | - |
| Geosciences | 47.050 (EAR-1853496, 2023116) | | | 139,887 | - |
| Social, Behavioral, and Economic Sciences | 47.075 (SC2000063) | Florida Polytechnic University | SC2000063 | 1,759 | - |
| Education and Human Resources | 47.076 (Various) | | | 801,317 | - |
| Perkins Loan Cancellations | 84.037 | | | 44,215 | - |
| Perkins Loan Program - Beginning Loan Balance | 84.038 | | | 762,858 | - |
| Perkins Loan Program - Loans made | 84.038 | | | - | - |
| Federal Direct Student Loans | 84.268 | | | 42,765,019 | - |
| Transition Programs for Students with Intellectual Disabilities into Higher Education | 84.407 | | | 252,962 | - |
| Discovery and Applied Research for Technological Innovations to Improve Human Health | 93.286 (Various) | | | 95,486 | - |
| Biomedical Research and Research Training | 93.859 (R15GM13285801) | | | 85,457 | - |
| State Fire Training Systems Grants | 97.043 | | | 4,223 | - |
| Assistance to Firefighters Grant | 97.044 | | | 242,514 | - |
| Federal Supplemental Educational Opportunity Grants | 84.007A | | | 975,968 | - |
| Higher Education Institutional Aid | 84.031A | | | 57,201 | - |
| Federal Work-Study Program | 84.033A | | | 1,004,722 | - |
| TRIO Student Support Services | 84.042A | | | 269,448 | - |
| TRIO Talent Search | 84.044A | | | 165,665 | - |
| TRIO Upward Bound | 84.047A | | | 403,138 | - |
| Federal Pell Grant Program | 84.063P | | | 49,685,933 | - |
| TRIO Educational Opportunity Centers | 84.066A | | | 244,917 | 34,191 |
| Gaining Early Awareness and Readiness for Undergraduate Programs | 84.334S | | | 3,120,230 | 237,669 |
| Child Care Access Means Parents in School | 84.335A | | | 324,021 | - |
| (COVID-19) Education Stabilization Fund | 84.425E | | | 38,546,125 | - |
| (COVID-19) Education Stabilization Fund | 84.425F | | | 25,194,403 | - |
| Total Utah Valley University | | | | 165,615,178 | 271,860 |
| Weber State University | | | | | |
| Perkins Loan Program - Beginning Loan Balance | 84.038 | | | 2,687,978 | - |
| Perkins Loan Program - Loans made | 84.038 | | | - | - |
| Federal Direct Student Loans | 84.268 | | | 26,740,378 | - |

*Award number provided either when ALN is incomplete or not available or in association with Research and Development awards, as required

State of Utah
Schedule of Expenditures of Federal Awards by State Agency
For the Year Ended June 30, 2022

| State Agency | ALN Number (Award Number)* | Pass-Through Entity | Pass-Through Identification Number | Directly Expended | Provided to Subrecipients |
|---|-------------------------------|---|---------------------------------------|-----------------------|------------------------------|
| (COVID-19) Education Stabilization Fund | 84.425E | | | 25,646,722 | - |
| (COVID-19) Education Stabilization Fund | 84.425F | | | 15,019,239 | - |
| Gaining Early Awareness and Readiness for Undergraduate Programs | 84.334A | Ogden City School District | MOU | 196,659 | - |
| Higher Education_Institutional Aid | 84.031A | | | 451,755 | - |
| TRIO_Student Support Services | 84.042A | | | 793,941 | - |
| TRIO_Talent Search | 84.044A | | | 88,870 | - |
| TRIO_Upward Bound | 84.047A | | | 507,856 | - |
| Undergraduate International Studies and Foreign Language Programs | 84.016A | | | 9,725 | - |
| TRIO_Upward Bound | 84.047V | | | 386,599 | - |
| Agricultural Research_Basic and Applied Research | 10.001 | | | 2,986 | - |
| BUILD TO SCALE | 11.024 | | | 104,566 | - |
| Community Economic Adjustment Assistance for Responding to Threats to the Resilience of a Military Installation | 12.003 | Utah Advanced Materials and Manufacturing Initiative | 006UDMC 1.5-WEBER STATE UNIVERSITY | 40,000 | - |
| Community Services Block Grant | 93.569 | Ogden-Weber Community Action | Agreement | 7,503 | - |
| Cooperative Ecosystem Studies Units | 15.678 | | | 3,848 | - |
| Cooperative Research and Training Programs – Resources of the National Park System | 15.945 | Michigan State University | PO#302503 | 8,400 | - |
| Department of Defense | 12 (Agreement) | AnalySwift, LLC | Agreement | 19,721 | - |
| Department of Defense | 12 (VARIOUS) | Eductive Computing Inc. | VARIOUS | 23,539 | - |
| Department of Defense | 12 (Agreement) | ElectraFly, LLC | Agreement | 10,990 | - |
| Economic Adjustment Assistance | 11.307 | | | 345,424 | - |
| Education and Human Resources | 47.076 (W1206-416) | California State University East Bay Foundation | W1206-416 | 11,152 | - |
| Education and Human Resources | 47.076 (VARIOUS) | | | 149,410 | - |
| Federal Pell Grant Program | 84.063 | | | 25,022,076 | - |
| Federal Supplemental Educational Opportunity Grants | 84.007 | | | 471,315 | - |
| Federal Work-Study Program | 84.033 | | | 809,640 | - |
| Geosciences | 47.050 (VARIOUS) | | | 105,438 | - |
| H-1B Job Training Grants | 17.268 | WTIA Workforce Institute | HG33045-19-60-A-49 | 320,485 | 122,668 |
| Office of Science Financial Assistance Program | 81.049 | University of Wisconsin-Madison | 831K530 | 11,527 | - |
| Promotion of the Humanities_Professional Development | 45.163 | | | 3,224 | - |
| Protecting and Improving Health Globally: Building and Strengthening Public Health Impact, Systems, Capacity and Security | 93.318 | American College Health Association | MOU | 2,989 | - |
| Science | 43.001 (1562312) | University of Colorado Boulder | 1562312 | 23,430 | - |
| Special Assistance | 12.600 | Utah Advanced Materials and Manufacturing Initiative | 010 UDMC Task 3.2-C2CF | 58,637 | - |
| STEM Education | 47.076 | Lorraine County Community College | LCCCL-201180 | 4,622 | - |
| Strengthening Public Health Systems and Services through National Partnerships to Improve and Protect the Nation's Health | 93.421 | Association of State and Territorial Health Officials | 00-FE-2060-03 Weber State University | 41,146 | - |
| Substance Abuse and Mental Health Services_Projects of Regional and National Significance | 93.243 | | | 53,293 | - |
| Surveys, Studies, Research, Investigations, Demonstrations, and Special Purpose Activities Relating to the Clean Air Act | 66.034 | | | 153,005 | - |
| Total Weber State University | | | | 100,338,088 | 122,668 |
| TOTAL COMPONENT UNITS | | | | 1,719,605,583 | 99,284,001 |
| TOTAL EXPENDITURES OF FEDERAL AWARDS | | | | 10,080,318,671 | 1,698,005,168 |

*Award number provided either when ALN is incomplete or not available or in association with Research and Development awards, as required

Notes to the Schedule of Expenditures of Federal Awards

NOTE 1. Significant Accounting Policies

A. Basis of Presentation – The foregoing Schedule of Expenditures of Federal Awards (SEFA) is a supplementary schedule to the State’s basic financial statements and is presented for purposes of additional analysis. The SEFA is required by and presented in accordance with Title 2 U.S. *Code of Federal Regulations* Part 200, *Uniform Administrative Requirements, Cost Principles, and Audit Requirements for Federal Awards* (Uniform Guidance).

- Federal Financial Assistance – Pursuant to Uniform Guidance, federal financial assistance is defined as assistance provided by a federal agency, either directly or indirectly, in the form of grants, contracts, cooperative agreements, loans, loan guarantees, property, interest subsidies, insurance, endowments, or direct appropriations, and also nonmonetary federal assistance, including food stamps, food commodities, vaccines, food vouchers, and surplus property. Federal financial assistance does not include direct federal cash assistance to individuals. Solicited contracts between the State and Federal Government for which the Federal Government procures tangible goods or services are not considered to be federal financial assistance.
- Assistance Listing – Uniform Guidance requires the SEFA to show the total expenditures for each of the State’s federal financial assistance programs as identified in the Assistance Listing. Federal financial assistance programs and contracts which have not been assigned an Assistance Listing number or, where management has been unable to determine the Assistance Listing number, are identified with the federal agency two-digit prefix in the SEFA.
- Cluster of Programs – Closely related programs with different Assistance Listing numbers which share common compliance requirements are considered a cluster of programs. The following list identifies those State programs that are considered to be clusters of Federal programs as defined by the 2022 OMB Compliance Supplement.

- | | |
|---|---|
| • Aging Cluster | • Fish and Wildlife Cluster |
| • CCDF Cluster | • FMCSA Cluster |
| • Child Nutrition Cluster | • Food Distribution Cluster |
| • Clean Water State Revolving Fund Cluster | • Foster Grandparent/Senior Companion Cluster |
| • Disability Insurance/SSI Cluster | • Head Start Cluster |
| • Drinking Water State Revolving Fund Cluster | • Highway Planning and Construction Cluster |
| • Economic Development Cluster | • Highway Safety Cluster |
| • Employment Service Cluster | • Medicaid Cluster |
| • Federal Transit Cluster | • Research and Development Programs |

Notes to the Schedule of Expenditures of Federal Awards

- SNAP Cluster
- Special Education Cluster (IDEA)
- Student Financial Assistance Programs
- Transit Services Programs Cluster
- TRIO Cluster
- WIOA Cluster

- Type A and Type B Programs – Type A programs for the State of Utah are those programs which exceeded \$30,000,000 in federal awards expended for the fiscal year ended June 30, 2022. All other programs are classified as Type B by the State. For the year ended June 30, 2022, certain low-risk Type A programs were not audited and certain Type B programs were audited as required by Uniform Guidance. All Type A and Type B programs that were audited as major programs are listed in the “Schedule of Findings and Questioned Costs, Part I. Summary of Auditor’s Results,” item No. 7 (page 128).

B. Reporting Entity – The State of Utah’s reporting entity includes the primary government and its component units as described in Note 1.A. of the State’s basic financial statements for the year ended June 30, 2022. For purposes of presenting the SEFA, the Utah Transit Authority (UTA), a major discrete component unit, has been excluded from the reporting entity for the fiscal year 2022.

C. Basis of Accounting – Federal financial assistance programs included in the SEFA are primarily reported in the State’s basic financial statements as grants and contributions in the entity-wide Statement of Activities and as federal grants and contracts or federal reinsurance in the fund financial statements. Except for items G and O presented in Note 11, the SEFA is presented using the same basis of accounting as that used in reporting the expenditures of the related funds in the State’s basic financial statements. The basis of accounting used for each fund is described in Note 1.C. of the State’s basic financial statements.

- Matching Costs – Except as addressed in Note 3 for certain loan programs, the SEFA does not include matching expenditures.
- Nonmonetary Assistance – The SEFA contains values for several non-monetary assistance programs. The Supplemental Nutrition Assistance Program (SNAP) is presented at the dollar value of food stamp electronic benefit transfers authorized and used by recipients. The programs with commodities and vaccines are presented at the federally assigned value of commodities disbursed by the State. The surplus property program is presented at the estimated fair value of the property distributed. The fair value was estimated to be 23.3% of the property’s original federal

Notes to the Schedule of Expenditures of Federal Awards

acquisition value. In-kind donations of PPE are valued at the fair market value of the PPE at the time of receipt.

- Endowment and Commodities – Information on federal endowment and commodities inventory is included in the Notes instead of on the SEFA (see Notes 5 and 6).
- Loan and Loan Guarantee Programs – The value of new loans and loan guarantees made during the year plus, as applicable, the beginning of the year loan balances and loan guarantees are included in the SEFA. The outstanding federal loan balances and loan guarantees at the end of the year are included in the Notes instead of on the SEFA (see Note 3).
- Direct and Indirect (Pass-Through) Federal Financial Assistance – The majority of the State’s federal financial assistance is received directly from the granting federal agency (i.e., the State is the primary recipient). However, some federal financial assistance, as identified on the SEFA, is passed through a separate entity prior to receipt by the State (i.e., the State is a subrecipient). Although this type of assistance is included on the SEFA noting the “Name of Pass-Through Entity,” it is not reported as federal revenue on the State’s basic financial statements because it was not awarded directly from the Federal Government to the State.
- Pass-Through Expenditures – The SEFA includes a column for “Provided to Subrecipients” to identify the amount provided to subrecipients. The State makes subgrants to other entities to carry out some federal programs.
- Federal Transactions Between State Entities within the Reporting Unit— Federal funds received by one state grantee entity (including component units) and redistributed to another state grantee entity (i.e. pass through of funds by the primary recipient State grantee entity to a subrecipient state grantee entity) are reported only once in the SEFA as federal expenditures of the *primary* State grantee entity, with the exception of the American Rescue Plan Act – State and Local Fiscal Recovery Funds (ALN 21.027) grant funds. The SLFRF grant funds are reported only once by the *subrecipient* state grantee entity. This is to avoid duplication and the overstatement of the aggregate level of the federal financial assistance expended by the State.

NOTE 2. De Minimus Cost Rate

The SEFA includes a portion of costs associated with general activities which are allocated to federal financial assistance programs under negotiated formulas commonly referred to as indirect cost rates. Four State agencies (the Utah Office of the Attorney General; the Department of Commerce; the Department of Natural

Notes to the Schedule of Expenditures of Federal Awards

Resources' Division of Forestry, Fire and State Lands; and the Utah State Tax Commission) and two component units (Bridgerland Technical College and Southwest Technical College) use the 10 percent de minimis cost rate.

NOTE 3. Federal Loan Programs and Loan Guarantees

Outstanding federal loan balances and loan guarantees:

| | Assistance Listing Number | Ending Amount at June 30, 2022 |
|--|------------------------------|-----------------------------------|
| Rural Housing Preservation Loans | 10.433 | \$ 1,755,551 |
| Rural Development Loans | 10.447 | 3,820,818 |
| Rental Housing Rehabilitation Loans | 14.230 | 241,862 |
| HOME Investment Partnerships Program Loans | 14.239 | 82,324,472 |
| Housing Trust Fund Loans | 14.275 | 11,359,928 |
| Coronavirus Relief Fund | 21.019 | 274,628 |
| State Energy Program Loans | 81.041 | 753,907 |
| Federal Family Education Loans Reinsurance | 84.032 | 489,194,311 |
| Perkins Loan Program | 84.038 | 10,829,906 |
| Nurse Faculty Loan Program (NFLP) | 93.264 | 1,067,310 |
| Health Professions Student Loans | 93.342 | 2,421,962 |
| Nursing Student Loans | 93.364 | <u>228,306</u> |
| | | <u>\$604,272,961</u> |

Any administrative allowances expended under these programs during the year are included in the SEFA. Also included in the SEFA as required by Uniform Guidance, is the value of new loans and loan guarantees made during the year plus, as applicable, the beginning of the year loan balances and loan guarantees.

Some of the above loan programs require matching funds from the State. The HOME Loan Program requires a 25 percent match; the loans made with the match money are separate loans, accounted for separately, and are not included in the above numbers. Other loan programs above require a 0 to 25 percent match. The above numbers for these loan programs include the State match.

NOTE 4. Federal Reinsurance on Defaulted Loans

The Utah Higher Education Assistance Authority has entered into agreements with the U.S. Department of Education which provide for federal reinsurance against defaulted acquired student loans.

Notes to the Schedule of Expenditures of Federal Awards

On December 18, 2015, the Consolidated Appropriations Act (2016, Pub. L. 114-113) was signed, which changed the federal reinsurance rates to 100% (formerly 98% and 95%) effective December 1, 2015.

Effective December 1, 2015, the federal reinsurance on defaulted loans is paid to the Program according to the following schedule:

| <u>Annual Default Rate</u> | <u>Federal Reinsurance</u> |
|----------------------------|--|
| 0% to less than 5% | 100% |
| 5% to less than 9% | 100% of claims up to 5% and 90% of claims greater than 5% but less than 9% |
| 9% or greater | 100% of claims up to 5%, 90% of claims greater than 5% but less than 9%, and 80% of claims 9% or greater |

As of June 30, 2022, the Utah Higher Education Assistance Authority had guaranteed student loans outstanding with a current principal and interest balance of approximately \$489,194,311. Annual default rates for purposes of application of federal reinsurance are calculated on a federal fiscal year-end basis by dividing default claims filed for the year by the original guarantee amount of loans in repayment at the end of the preceding year. The Utah Higher Education Assistance Authority's annual default rate was less than 5% for the federal fiscal year ended September 30, 2021.

NOTE 5. Federal Endowment

The Division of Arts & Museums of the Utah Department of Cultural and Community Engagement maintains an endowment from the U.S. National Endowment for the Arts. The endowment is used to provide support for the Utah Arts Endowment Fund and was created with \$600,000 of federal funds on September 26, 1991. Only the interest from the endowment is used to make grants to individual artists and ethnic art groups. The Utah Arts Endowment Fund also accepts donations that are used to make grants. During the year ended June 30, 2022, interest earnings and contributions were \$4,050 and no grants were issued. The Utah Arts Endowment Fund balance at June 30, 2022, which comprises the federal endowment and donations, was \$882,550.

Notes to the Schedule of Expenditures of Federal Awards

Weber State University maintains an endowment from the U.S. Department of Education (AL #84.031). The endowment addresses the needs of students that have been placed in developmental mathematics and developmental English. It was created June 30, 2019, for 20 years with federal funds of \$80,000 and \$80,000 matching funds. An additional contribution of \$80,000 will be made by the U.S. Department of Education and Weber State University in 2023. The endowment fund balance of both federal and match funds at June 30, 2022, was \$653,650.

NOTE 6. Nonmonetary Assistance Inventory

As described previously in Note 1, nonmonetary assistance is reported in the SEFA based on the amount disbursed. As of June 30, 2022, the following inventories of nonmonetary assistance existed:

| Assistance | Inventory Balance June 30, 2022 |
|------------------|------------------------------------|
| Food Commodities | \$2,783,003 |
| Surplus Property | \$4,092 |

NOTE 7. Women, Infant, and Children Program Food Rebates

During the fiscal year ended June 30, 2022, the Utah Department of Health and Human Services received \$7,660,678 of cash rebates from infant formula manufacturers on the sale of formula to participants in the Women, Infants and Children (WIC) Program (Assistance Listing #10.557). Rebate contracts with infant formula manufacturers are authorized by federal regulation 7 CFR 246.16a as a cost containment measure.

Rebates are reported as a reduction of expenditures previously incurred for WIC food benefit costs.

The cash rebates received in the fiscal year ended June 30, 2022, correspond to an annual average food benefit for 9,801 persons.

NOTE 8. (Unaudited) Donated Personal Protective Equipment (PPE)

During the fiscal year ended June 30, 2022, the Federal Emergency Management Agency (FEMA) donated \$674,637 of PPE purchased with federal assistance funds for the State's COVID-19 response. As described previously in Note 1, PPE donations are valued at fair value at the time of receipt.

Notes to the Schedule of Expenditures of Federal Awards

NOTE 9. Education Stabilization Funds (Assistance Listing #84.425)

Education Stabilization Fund (ESF)

| | | |
|---|--------------|-----------------------|
| Governor's Emergency Education Relief (GEER) | 84.425C | \$ 19,070,879 |
| Elementary and Secondary School Emergency Relief (ESSER) | 84.425D | \$ 154,490,468 |
| Emergency Assistance to Non-Public Schools (EANS) | 84.425R | \$ 8,965,789 |
| American Rescue Plan Elementary and Secondary School Emergency Relief (ARP ESSER) | 84.425U | \$ 69,156,797 |
| American Rescue Plan Emergency Assistance to Non-Public Schools (ARP EANS) | 84.425V | \$ 156,000 |
| American Rescue Plan Elementary and Secondary School Emergency Relief (ARP ESSER) - Homeless Children and Youth | 84.425W | \$ 74,305 |
| | Subtotal ESF | <u>\$ 251,914,238</u> |

Higher Education Emergency Relief Fund (HEERF)

| | | |
|--|----------------|-----------------------|
| Student Aid Portion | 84.425E | \$ 168,196,565 |
| Institutional Portion | 84.425F | \$ 126,431,401 |
| Strengthening Institutions Program (SIP) | 84.425M | \$ 2,387,465 |
| | Subtotal HEERF | <u>\$ 297,015,431</u> |

Total Education Stabilization Funds AL#84.425 \$ 548,929,669

NOTE 10. FEMA Grants

During fiscal year 2022, FEMA approved and awarded reimbursement of \$99,051,377 of eligible expenditures that were incurred by the state in prior fiscal years. As required by federal guidance, these expenditures are reported in the fiscal year 2022 SEFA as expenditures of grant 97.036, Disaster Grants.

Notes to the Schedule of Expenditures of Federal Awards

NOTE 11. Reconciliation of Expenditures to Federal Revenues

Expenditures reported in the SEFA agree with the federal revenues reported in the State's basic financial statements with the following reconciling items:

| | |
|---|------------------|
| Total Federal Expenditures from the SEFA | \$10,080,318,671 |
| Reconciling items: | |
| A. Federal Capital Contribution for loan programs reported as federal revenue in the State's Proprietary Fund and Component Unit Financial Statements but not reported on the SEFA: | |
| HOME Investment Partnership Loans (14.239) | 517,632 |
| Housing Trust Fund (14.275) | 1,699,906 |
| B. The federal expenditures reported on the SEFA for the Utah Board of Higher Education's Student Loan Purchase Program and the Student Loan Guarantee Program – Utah Higher Education Assistance Authority difference between the federal reinsurance and allowances/reimbursements reported in the Proprietary Fund Financial Statements. | 28,165,855 |
| C. Component Unit federal funds expended that were received and recognized as federal revenue in prior years | (113,903) |
| D. Federal pass-through funds received and expended from non-federal entities and not reported as federal revenue. | |
| Component Units | (126,005,371) |
| Primary Government | (73,008,267) |
| E. State-funded unemployment insurance expenditures reported on the SEFA which are not reported as federal revenue in the Proprietary Fund Financial Statements. | (141,677,832) |
| F. Build America Bonds subsidy is not covered by single audit requirements. | 36,288,584 |
| G. Fund Financial Statements change in accrual of Medicaid pharmacy rebates. | (149,329) |
| H. Program Income for HOME Investment Partnership Loans (14.239) | (3,782,692) |
| I. Reed Act funds expended that were received and recognized as federal revenue in prior years. | (1,457,549) |
| J. Loans and loan guarantees made are reported on the SEFA. | (707,726,643) |
| K. Interest earned on advanced CARES Act Funding. | (309,683) |
| L. In-kind donations of PPE received from FEMA but not required to report. | 674,637 |

Notes to the Schedule of Expenditures of Federal Awards

| | |
|--|-----------------|
| M. Provider Relief Funds (93.498) received and recognized as revenue in prior years. | (94,607,712) |
| N. SLFRF passed through to Local Governments and not required to be reported in the SEFA. | 73,482,718 |
| O. Fund Financial Statements change in accrual of federal pass-through revenues to local school districts | 52,265,306 |
| P. Unspent revenue received and recognized in the current year: | |
| Veterans State Nursing Home Care (64.015) | 3,371,823 |
| State Cemetery Grants (64.203) | 569,749 |
| Q. FEMA cost swap included with Coronavirus Relief Fund | (99,051,377) |
| R. Fiscal Year 2022 FEMA Revenue | (5,106,887) |
| S. Program income for Performance Partnership Grants (ALN 66.605) | (554,941) |
| T. Other miscellaneous reconciling items, net | (1,684,555) |
| | <hr/> |
| Total federal revenue per the Fund Financial Statements | \$9,022,118,139 |
| | <hr/> <hr/> |
| FEDERAL REVENUE PER THE FUND FINANCIAL STATEMENTS: | |
| Governmental Funds – Federal Grants and Contracts | \$7,366,055,000 |
| Proprietary Funds – Federal Reinsurance and Allowances / Reimbursements | 11,971,000 |
| Proprietary Funds – Federal Grants | 139,730,000 |
| Component Units – Operating Grants and Contributions | 2,146,796,000 |
| Less: Component Units – Operating Grants and Contributions for Utah Transit Authority (excluded from SEFA presentation – see Note 1.B) | (130,631,000) |
| | <hr/> |
| Total | 9,533,921,000 |
| Less amounts included in the Component Unit revenues for: State, local, and other grants and contributions | (511,802,861) |
| | <hr/> |
| Total federal revenue per the Fund Financial Statements | \$9,022,118,139 |
| | <hr/> <hr/> |

(This page intentionally left blank)

Schedule of Findings and Questioned Costs

Schedule of Findings and Questioned Costs

Part II. Findings Related to the Financial Statements

Financial Statements:

1. Type of auditor's report issued: **Unmodified**
2. Internal control over financial reporting:
 - Material weaknesses identified? yes no
(2022-001)
 - Significant deficiencies identified? yes none reported
(2022-002, 2022-003)
3. Noncompliance material to financial statements noted? yes no

Federal Awards

4. Internal control over major programs
 - Material weaknesses identified? yes no
The material weaknesses relate to the following programs:
ALN 10.565, 10.568, 10.569 Emergency Food Assistance Program (Food Commodities Cluster)
(2022-004)
ALN 93.658 Foster Care Title IV-E
(2022-006)
ALN 21.023 Emergency Rental Assistance Program
(2022-019)
ALN 21.027 Coronavirus State & Local Fiscal Recovery Funds
(2022-020)
 - Significant deficiencies identified? yes none reported
5. Type of auditor's report issued on compliance for major programs: **Unmodified for all major programs except for the following program which was *qualified*:**
ALN 21.023 Emergency Rental Assistance Program (2022-019)
6. Any audit findings disclosed that are required to be reported in accordance with 2 CFR 200.516(a) of the Uniform Guidance. yes no

Schedule of Findings and Questioned Costs

Part II. Findings Related to the Financial Statements

7. Identification of major programs:

| <u>ALN</u> | <u>GRANT NAME</u> |
|-------------------------|--|
| 10.565, 10.568, 10.569* | Emergency Food Assistance Program (Food Commodities Cluster) |
| 14.239 | HOME Investment Partnership Program |
| 16.575* | Crime Victim Assistance |
| 21.019 | Coronavirus Relief Fund |
| 21.023 | Emergency Rental Assistance Program (ERAP) |
| 21.027 | Coronavirus State and Local Fiscal Recovery Funds |
| 64.015 | Veterans Nursing Home Care |
| 84.032 | Federal Family Education Loan Program |
| 84.126* | Vocational Rehabilitation |
| 84.425 | Education Stabilization Fund (ESF) |
| 93.243* | Substance Abuse and Mental Health Services |
| 93.498 | Provider Relief Fund (PRF) |
| 93.568 | Low-Income Home Energy Assistance (LIHEAP) |
| 93.575, 93.596 | Child Care and Development Block (CCDF) Cluster |
| 93.658* | Foster Care Title IV-E |
| 93.775, 93.777, 93.778 | Medicaid Cluster (MED) |
| 93.959* | Substance Abuse and Prevention Treatment |
| Various | Student Financial Assistance Cluster |

* Type B Program

8. Dollar threshold used to distinguish between Type A and Type B programs: **\$30,000,000**

9. Auditee qualified as low-risk auditee? yes no

Schedule of Findings and Questioned Costs

Part II. Findings Related to the Financial Statements

2022-001. Incomplete Accounting for UDOT Construction and Capital Asset Activity for Financial Reporting

(Department of Government Operations)

During the preparation of the FY2022 ACFR, Finance and UDOT did not appropriately identify, record, or report the following construction and capital asset activity:

| Asset Class | Prior Fiscal Years | FY22 |
|--------------------------------|------------------------|------------------------|
| Construction in Progress (CIP) | \$809.1 million | \$185.6 million |
| Non-depreciable Infrastructure | \$336.9 million | \$436.7 million |
| Total | \$1.146 billion | \$622.3 million |

Project costs are initially recorded as CIP. Upon completion of CIP, UDOT and Finance identify project costs that qualify for capitalization or expense and then adjust the general ledger to reflect the categorizing of this activity. In addition to the adjustments above, CIP required an adjustment of \$521.6 million for completed projects and \$41.6 million for non-capitalized construction costs.

Finance and state agencies are required to establish and maintain internal controls to ensure capital asset and construction activity conforms to the State’s capitalization policies and generally accepted accounting principles (GAAP). In the case of UDOT, personnel did not adequately review the underlying data to ensure completeness and relied on inconsistent and unreliable capitalization estimates. Failure to properly identify, track, and report capital asset and construction activity can result in material errors in financial reporting.

Recommendation:

We recommend Finance and UDOT:

- 1. Establish internal controls to ensure tracking and reporting processes properly identify and record project costs and assets for financial reporting for GAAP; and,**
- 2. Document and consistently apply appropriate capitalization estimate policies.**

DGO’s Response:

The Construction in Progress Schedule prepared by UDOT and used by State Finance contains and tracks approximately 600 projects. State Finance relies on UDOT to delineate when projects are closed and if projects should be capitalized since those determinations are performed by UDOT project managers.

Schedule of Findings and Questioned Costs

Part II. Findings Related to the Financial Statements

Once the auditors identified 3 projects with errors of approximately \$159 million and concluded their testwork, State Finance worked with UDOT to recreate the schedule and identified 16 additional projects which were not properly stated with project costs of approximately \$996 million. Through the recreation process, State Finance determined that the general ledger report used by UDOT to create the schedule was incomplete and that UDOT had improperly included costs that should have been expensed in prior years as well as projects that were closed and should have been removed.

State Finance will provide training to UDOT personnel regarding the proper recognition of construction in progress, infrastructure, and related expenditures. State Finance will also meet each year with UDOT to discuss the methods used to develop the schedule to ensure they are consistent with policies, procedures, and GAAP. State Finance will also review in more detail UDOT's schedule of infrastructure projects to determine that projects are properly recorded, classified and reported.

2022-002. Errors in Annual Financial Reporting Preparation Process

(Department of Government Operations)

The State of Utah's Division of Finance (Finance) does not have adequate internal controls to ensure it prepares the State's *Annual Comprehensive Financial Report* (ACFR) in accordance with generally accepted accounting principles. Auditors detected errors both in information provided to and prepared by Finance during the ACFR preparation process. As a result, multiple material adjustments were needed to fairly represent the State's financial activity.

Finance Relied on Inaccurate Information Provided by Other Agencies

Finance frequently relies on information provided by other agencies when recording financial activity for the ACFR. While it detected some Utah Department of Transportation (UDOT) agency-prepared financial information was not accurate, Finance failed to perform sufficient reviews to detect and correct material errors, resulting in a \$1.288 billion net increase to UDOT's capital asset and construction activity for previous fiscal years. See Finding No. 2 for further details.

Finance Prepared and Recorded Inaccurate Financial Activity

During fiscal year 2022, the Utah State Treasurer's Office changed how it tracks on the general ledger the state's portion of the Public Treasurers' Investment Pool (PTIF). This change affected how the draft financial statements presented the Cash & Cash Equivalents and Investments for those funds participating in PTIF, resulting in a presentation that was materially inconsistent when compared to prior ACFRs. Finance's internal controls, which include performing analytical or trend analyses, did not identify the inconsistent presentation and did not fully consider the

Schedule of Findings and Questioned Costs

Part II. Findings Related to the Financial Statements

appropriate accounting treatment and presentation of the state's PTIF portion until after auditors questioned the inconsistency.

To ensure the ACFR materially reflects the State's financial position, Finance and agencies should perform sufficient reviews and analyses of information prepared for ACFR reporting. Inadequate controls over the preparation processes may result in undetected material misstatements in the ACFR.

Recommendation:

We recommend Finance establish, document, and perform internal controls sufficient to ensure information prepared by State agencies or by Finance materially reflects the State's financial position.

DGO's Response:

The Utah Department of Transportation (UDOT) prepares a schedule of construction in progress for infrastructure. The Division of Finance (State Finance) relies on the professional expertise and system of internal controls of UDOT in preparing and reviewing the schedule. State Finance also performs limited analytical procedures on the balances to determine they are reasonable, which also includes agreeing the amounts reported to the State's general ledger system. See management's additional corrective action plans in finding No. 2.

The vast majority of the state's excess cash is held (or pooled) within the State's Public Treasurer's Investment Fund (PTIF). The cash is then invested by the PTIF in various cash equivalents and investments. Governmental accounting standards allow significant latitude on how to report shares in an internal investment pool by stating that "each fund with a position in the internal investment pool should report its position as, for example, equity in cash management pool, equity in internal investment pool, cash and cash equivalents, or investments" (see GASB Codification I50.721-12). For the State of Utah, previous to fiscal year 2022, each fund's share of the PTIF was reported as either "cash or cash equivalents" or "investments" depending on an internal policy. This classification of the fund's share of the PTIF was not disclosed in prior years. During fiscal year 2022, a large portion of PITF shares previously reported as "investments" were instead reported as "cash and cash equivalents" due to a change in the internal policy. Additionally, funds that now reported their PTIF shares as only "cash and cash equivalents" still properly reflected an "Investment Income (Loss)" since shares held in the PTIF are required to be adjusted to fair value. Although in accordance with governmental accounting, reporting investment income/loss without also reporting investments, created an inconsistency. This inconsistency, combined with the significant shift in reporting the majority of PITF shares as "cash and cash equivalents" created a larger inconsistency from prior years since previous year's

Schedule of Findings and Questioned Costs

Part II. Findings Related to the Financial Statements

financial statements did not disclose the nature of the State's internal share of the PTIF or the policy on how it was reported.

To be more transparent, the State Finance changed the internal policy to instead reflect all shares in the PTIF as "Pooled Cash and Investments" in the financial statements. Additional note disclosures were also added describing how excess cash is pooled within the PTIF. This significant change in policy was also disclosed in the financial statements.

2022-003. Control Procedures Failed to Ensure Surplus Calculation Complied with State Code
(Department of Government Operations)

Finance did not calculate the State's Education Fund surplus in accordance with *Utah Code 63J-1-313(3)(a)(iii)*. When calculating the transfer amount, State Finance included direct legislative appropriations to the Education Fund Reserve Account. *Utah Code 63J-1-313(3)(a)(iii)* specifically excludes from the surplus calculation these direct legislative appropriations. As a result, the Reserve Account balance was \$110,517,700 (or 12.9%) less than the amount required by *Utah Code*. When notified of the error, Finance subsequently transferred the correct amount. Although the Reserve Account balance is now compliant with *Utah Code*, State Finance's control procedures failed to identify the error and correct the calculation. Incorrect surplus calculations may lead to errors in the legislative budgetary process.

Recommendation:

We recommend Finance compare the surplus calculation to *Utah Code 63J-1-313(3)(a)(iii)* when reviewing and approving the surplus transfer.

DGO's Response:

While the calculation template used to calculate the surplus is aligned with the Utah Code 63J-1- 313(3)(a)(iii), the beginning balance amount used in the calculation was incorrect. The Division of Finance will perform additional, more detailed reviews of the financial inputs used in the calculation, ensuring those figures agree to the State's general ledger.

Schedule of Findings and Questioned Costs*Part III. Findings and Questioned Costs for Federal Awards*
U.S. Department of Education**2022-004. Food Commodity Shipments, Disbursements, and Inventory Not Tracked**
(Utah State Board of Education)

Federal Agency: Department of Education

ALN Numbers & Titles: 10.569 Emergency Food Assistance Program (Food Commodities)

Federal Award Numbers: Various

Questioned Costs: \$0

Pass-through Entity: N/A

Prior Year Single Audit Report Finding Number: N/A

The Utah State Board of Education (USBE) does not have procedures to ensure that food commodity shipments, disbursements, and inventory balances, as reported by its subrecipient, are properly tracked, accounted for, and reconcile to federal records. As a result, 123,923 cases of food, with a \$52,875 estimated value, could not be accounted for when our audit compared fiscal year 2022 shipment and disbursement records. These discrepancies were subsequently reconciled by USBE, therefore we are not questioning the associated costs.

As the prime recipient for the Food Distribution Cluster, USBE is required to “maintain records to document the receipt, disposal, and inventory of commodities received” (7 CFR 251.10). It is also required to “establish and maintain effective internal control [procedures]...that provides reasonable assurance that the ... entity is managing [the program] in compliance with...terms and conditions of the federal award” (2 CFR 200.303). Without such procedures, USBE will be unable to accurately track food commodity shipments, and may be liable for untraceable shipments (7 CFR 250.19).

Recommendation:

We recommend that USBE establish procedures to ensure that food commodity shipments, disbursements, and inventory balances are properly tracked, accounted for, and reconcile to federal records.

USBE's Response:

The USBE partially agrees with this finding.

Schedule of Findings and Questioned Costs*Part III. Findings and Questioned Costs for Federal Awards*
U.S. Department of Education**2022-005. Federal Funds Received Were Not Disbursed or Refunded Within Required Timeframe**
(Utah State University)

Federal Agency: Department of Education

Assistance Listing Number and Title: Various

Federal Award Number: Various

Questioned Costs: N/A

Pass-through Entity: N/A

Prior Year Single Audit Report Finding Number: N/A

For one of the two tested advanced cash draws, Utah State University (University) did not disburse or refund \$729,728 of \$2,154,816 draw amount within required timeframe. 2 CFR 200.305(b) requires that payments methods must minimize the time elapsing between the transfer of funds from the United States Treasury...and the disbursement by the non-Federal entity... 34 CFR 668.162(b)(3) further requires that these advance funds be disbursed within three business days, but the University did not disburse or refund the advanced amount of \$729,728 until over a month later. In addition, the advanced fund that the University held after three business days did not meet the excess cash tolerance criteria as stated in 34 CFR 668.166(b) as excess cash exceeded 1% of total fiscal year 2021 draws and was not fully disbursed within the next seven calendar days. Therefore, the University “must return immediately...any amount of excess cash...” to the U.S. Department of Education (ED) as required by this federal regulation. This issue was the result of University personnel not monitoring advance cash draws to ensure they were disbursed or refunded within the required timeframe. Due to noncompliance with federal regulations, the ED could revoke the University’s permission to request funds on an advance basis. Because the excess cash was either disbursed or refunded to ED before year-end, no costs were questioned.

Recommendation:**We recommend that the University monitor the amount of advance draws and disburse or refund advance funds within the required timeframe.***University’s Response:**We agree with the finding.*

Schedule of Findings and Questioned Costs

Part III. Findings and Questioned Costs for Federal Awards U.S. Department of Health and Human Services

2022-006. Foster Care Eligibility Controls Not Completed in a Timely Manner

(Department of Health and Human Services)

Federal Agency: Department of Health and Human Services

Assistance Listing Number and Title: 93.658 Foster Care Title IV-E

Federal Award Number: 2201UTFOST; 2101UTFOST

Questioned Costs: N/A

Pass-through Entity: N/A

Prior Year Single Audit Report Finding Number: N/A

For 16 of 40 (40%) of cases reviewed, the State of Utah's Department of Health & Human Services (DHHS) could not provide evidence that it had reviewed the initial Title IV-E Foster Care eligibility decision. 2 CFR 200.303 requires that "the non-federal entity must establish and maintain effective internal control over the Federal award that provides reasonable assurance that the non-Federal entity is managing the award in compliance with Federal statutes, regulations, and the terms and conditions of the Federal award." The control was not properly designed and implemented as only two people (one of which is only a part time worker with responsibilities for other programs) were working on reviews for all Foster Care cases. The available resources are insufficient to complete these reviews in a timely manner. Unreviewed or untimely reviews of eligibility decisions could lead to improper eligibility determinations and inappropriate benefit payments.

Recommendation:

We recommend DHHS provide sufficient resources to carry out the existing control or modify the control to ensure eligibility decisions are reviewed in a timely manner.

DHHS's Response:

The Department concurs with this recommendation. The agency is in the process of building an integrated eligibility team and will increase its capacity by having three team leads and one support coordinator III to support the eligibility review process.

2022-007. Annual Medicaid Eligibility Reviews Not Completed

(Department of Health and Human Services)

Federal Agency: Department of Health and Human Services

Assistance Listing Number and Title: 93.778 Medicaid Assistance Program

Federal Award Number: Various

Questioned Costs: N/A

Schedule of Findings and Questioned Costs

Part III. Findings and Questioned Costs for Federal Awards

U.S. Department of Health and Human Services

Pass-through Entity: N/A

Prior Year Single Audit Report Finding Number: N/A

DHHS and DWS did not complete the annual Medicaid eligibility reviews for 3 of 60 cases sampled. In addition, it did not complete an asset verification for one of these 3 cases. As required by 42 CFR 435.916, states must:

- renew MAGI-based determinations of eligibility once every 12 months and no more frequently;
- renew non-MAGI based eligibility at least once every 12 months.

Section 721-1.A.1.b.i of the Utah Medicaid Policy Manual requires that asset verifications be completed as part of these eligibility reviews. Question 10 of the COVID-19 Q&A within Medicaid Policy states that when an eligibility review is due during the emergency period, it should “follow [the] normal review policy in section 721.” While DHHS did not complete these reviews because individuals could not be removed from programs during the public health emergency, individuals could have been moved to more appropriate programs if their income or household composition changes. The lack of regular reviews could result in Medicaid customers receiving coverage that does not match their needs and could also prolong individuals’ ineligible participation in programs once the emergency period ends.

Recommendation:

We recommend that DHHS perform annual reviews and asset verifications in accordance with its policy.

DHHS’s Response:

The Department concurs with this recommendation. The Department will coordinate with the Department of Workforce Services (DWS) to whom we have delegated authority to perform eligibility determinations for Medicaid and CHIP and will ensure that DWS properly follows policy sections 721-1.A.1.b.i and COVID-19 Q & A question 10. DWS will train staff on proper use of the asset verification system, as well as remind staff on the review policy. DWS’ Performance Review Team will also review a sample of cases to ensure compliance with these policies.

DWS’s Response:

We agree with the finding.

Schedule of Findings and Questioned Costs

Part III. Findings and Questioned Costs for Federal Awards U.S. Department of Health and Human Services

2022-008. Use of Appropriate National Correct Coding Initiative (NCCI) Edit Files Not Verified (Department of Health and Human Services)

Federal Agency: Department of Health and Human Services
 Assistance Listing Number and Title: 93.778 Medicaid Assistance Program
 Federal Award Number: Various
 Questioned Costs: N/A
 Pass-through Entity: N/A
 Prior Year Single Audit Report Finding Number: N/A

DHHS did not verify its third-party contractor's use of appropriate National Correct Coding Initiative (NCCI) edit files. 2 CFR 200.303 states that non-federal entities must "establish and maintain effective internal control...that provides reasonable assurance that the non-federal entity is managing [the program] in compliance with...terms and conditions of the federal award." DHHS is required to use the most recent quarterly Medicaid NCCI edit files to ensure the proper payment of claims and to verify the correct edit files are used in processing claims. While DOH downloaded and sent the correct files to the third-party, it did not independently verify the third-party's use of the updated edit files during the fiscal year. Because DHHS did not verify the use of the correct edit files, inaccurate, incomplete, or false claims could be paid.

Recommendation:

We recommend DHHS establish a system of regularly checking its third-party's NCCI edits to ensure the correct edit files are used.

DHHS's Response and Corrective Action Plan:

The Department concurs with this recommendation. The Division successfully created and tested a comparison file. The division will continue to work to resolve audit concerns. Implementation in production is set for November 2022.

2022-009. Required Audits of MCO Encounter and Financial Data Not Conducted (Department of Health and Human Services)

Federal Agency: Department of Health and Human Services
 Assistance Listing Number and Title: 93.778 Medicaid Assistance Program
 Federal Award Number: Various
 Questioned Costs: N/A
 Pass-through Entity: N/A
 Prior Year Single Audit Report Finding Number: N/A

Schedule of Findings and Questioned Costs*Part III. Findings and Questioned Costs for Federal Awards*
U.S. Department of Health and Human Services

The Department of Health and Human Services (DHHS) did not conduct or contract for independent periodic audits of Managed Care Organization (MCO) encounter and financial data and did not post audit results as required by 42 CFR Section 438.602(e) & (g). No independent audits of the necessary data have been performed or contracted to date. DHHS staff believed audits of the Medical Loss Ratio (MLR) satisfied federal requirements. However, the MLR audits do not attest to the “accuracy, truthfulness, and completeness” of an MCO’s encounter and financial data. Unaudited encounter data not available to the public for review reduces the transparency in the Medicaid Program and causes noncompliance with federal requirements.

Recommendation:

We recommend DHHS either conduct or contract for independent periodic audits of MCO data and post the audit results in accordance with 42 CFR 438.602(3) & (g).

DHHS’s Response:

The Department concurs with this recommendation. The Department will coordinate with the Utah OIG to audit these encounters and/or conduct these periodic audits with Medicaid staff. The results will be posted on the Utah Medicaid website.

2022-010. Medical Loss Ratio Report Lacked Two Required Elements
(Department of Health and Human Services)

Federal Agency: Department of Health and Human Services
Assistance Listing Number and Title: 93.778 Medicaid Assistance Program
Federal Award Number: Various
Questioned Costs: N/A
Pass-through Entity: N/A
Prior Year Single Audit Report Finding Number: N/A

For 1 of 2 Medical Loss Ratio (MLR) reports we reviewed, DHHS could not provide evidence that it had performed in a timely manner a review of the MLR report. Additionally, the MLR report did not contain two key reporting items. Specifically, the Pre-Paid Inpatient Health Plan (PIHP)’s MLR report was 1) missing the methodologies for the allocation of expenditures; and, 2) a signed attestation of accuracy. 42 CFR sections 438.8(k) and 438.8(n) require that “the State must ensure that each. . . PIHP. . . submits a report with the data elements specified.” 2 CFR 300.303 also requires

Schedule of Findings and Questioned Costs

Part III. Findings and Questioned Costs for Federal Awards U.S. Department of Health and Human Services

non-federal entities to “establish and maintain effective internal control over the Federal award that provides reasonable assurance.” Inadequate reviews of MLR Reports may result in improper methodologies and inaccuracies in the MLR calculations to remain undetected.

Recommendation:

We recommend DHHS enforce the established internal controls over MLR reporting, and educate DHHS staff and Managed Care Plans of the Federal reporting requirements.

DHHS’s Response:

The Department concurs with this recommendation. The Department will ensure that all required elements of the MLR are received by having DHHS staff review elements of the MLR to ensure they are complete.

2022-011. Sufficiently-Detailed PIC Meeting Minutes Not Maintained (Department of Health and Human Services)

Federal Agency: Department of Health and Human Services
Assistance Listing Number and Title: 93.778 Medicaid Assistance Program
Federal Award Number: Various
Questioned Costs: N/A
Pass-through Entity: N/A
Prior Year Single Audit Report Finding Number: N/A

DHHS’s Program Integrity Committee (PIC) did not have well-documented meeting minutes showing the Office of Inspector General (OIG) reporting on utilization, fraud, waste, abuse, and recovery of Medicaid funds. 2 CFR 200.303 states that non-federal entities must “establish and maintain effective internal control... that provides reasonable assurance that the non-federal entity is managing [the program] in compliance with... terms and conditions of the federal award.” PIC meetings were established so DHHS and OIG would meet monthly and report on utilization, fraud, waste, abuse, and recovery of Medicaid funds. However, it was recorded in only one of the seven monthly PIC meeting minutes that OIG reported on the required items. Staff turnover led to poorly recorded meeting minutes, which can result in incomplete, inaccurate, or untimely reporting of Medicaid funds abuse.

Recommendation:

We recommend that DHHS maintain detailed meeting minutes for its PIC meetings.

Schedule of Findings and Questioned Costs*Part III. Findings and Questioned Costs for Federal Awards*
U.S. Department of Health and Human Services*DHHS's Response:*

The Department concurs with this recommendation. The MOU between OIG and DIH/Medicaid and the PIC bylaws define that meeting minutes will be taken with each PIC Committee. These meeting minutes will be reviewed at the following PIC Committee meeting and voted on for approval.

PIC bylaws specifically state:

"To keep written minutes of all Committee meetings, with assistance of staff, including:

- Date, time, and place of meeting;*
- Names of members present, absent, and excused;*
- Substance of all matters proposed, discussed or decided and a record of votes taken;*
- Names of all other individuals who appeared and the substance in brief of their testimony;*
- Any other information that any member requests to be entered in the minutes."*

2022-012. Subawards for SAPT Not Included in FFATA Reports

(Department of Health and Human Services)

Federal Agency: Department of Health and Human Services

Assistance Listing Number and Title: 93.959 Substance Abuse and Prevention Treatment

Federal Award Number: 6Bo8Tio10052-19M001

6Bo8Tio83039-01M004

6Bo8Tio83479-01M004

1Bo8Tio83546-01

6Bo8Tio84674-01M002

Questioned Costs: N/A

Pass-through Entity: N/A

Prior Year Single Audit Report Finding Number: N/A

DHHS did not have adequate controls implemented to ensure timely and accurate Federal Funding Accountability and Transparency Act (FFATA) reporting. None of the Substance Abuse and Prevention Treatment (SAPT) subawards with FFATA reporting requirements were reported in the Federal Funding Accountability and Transparency Act Subaward Reporting System (FSRS). Since DHHS was unable to provide a SAPT subaward list, we could not determine the number of subawards and associated dollar amounts that should have been reported in FSRS.

Schedule of Findings and Questioned Costs

Part III. Findings and Questioned Costs for Federal Awards U.S. Department of Health and Human Services

2 CFR 200.303 requires that “the non-federal entity must establish and maintain effective internal control over the Federal award that provides reasonable assurance that the non-Federal entity is managing the award in compliance with Federal statutes, regulations, and the terms and conditions of the Federal award.” 2 CFR 170 states that DHHS “must report each action that equals or exceeds \$30,000 in Federal funds for a subaward to a non-Federal entity.” The regulation further states that subaward information should be reported in FSRS “no later than the end of the month following the month in which the obligation was made.” Failure to properly implement internal controls over reporting can lead to inaccurate reporting and noncompliance with Federal regulations.

Recommendation:

We recommend DHHS improve internal controls to capture applicable subawards in order to ensure accurate and timely FFATA reporting.

DHHS’s Response:

The Department concurs with this recommendation. We agree to properly report the subaward information beginning with SFY23.

2022-013. Missing/Untimely Submissions and Errors in FFATA Reporting (Department of Workforce Services)

Federal Agency: Department of Education

Department of Treasury

Department of Health and Human Services

Assistance Listing Number and Title: 84.126 Vocational Rehabilitation

21.023 Emergency Rental Assistance Program

93.568 Low-Income Home Energy Assistance Program

93.575, 93.596 CCDF Cluster

Federal Award Number: Various

Questioned Costs: N/A

Pass-through Entity: N/A

Prior Year Single Audit Report Finding Number: 2021-006

DWS did not have a control implemented to ensure timely and accurate Federal Funding Accountability and Transparency Act (FFATA) reporting. As a result we identified the following errors in our sample of six subawards across the four different programs.

Schedule of Findings and Questioned Costs

Part III. Findings and Questioned Costs for Federal Awards U.S. Department of Health and Human Services

- Three subawards were not reported in the Federal Funding Accountability and Transparency Act Subaward Reporting System (FSRS);
- The subaward obligation/action date for two reported subawards was inaccurately reported in FSRS; and
- Three subawards were not reported timely in FSRS.

These errors and the associated dollar amounts are summarized as follows:

| | Vocational Rehabilitation Program | | Emergency Relief Assistance Program | | Low Income Heat and Energy Assistance Program | | Child Care & Development Program | |
|-------------------------------|-----------------------------------|-----------|-------------------------------------|-----------|---|-----------|----------------------------------|-----------|
| Transactions Tested | 1 | \$378,445 | 1 | \$115,291 | 1 | \$328,502 | 3 | \$342,732 |
| Subaward Not Reported | 1 | \$378,445 | 1 | \$115,291 | 0 | \$0 | 1 | \$250,122 |
| Report Not Timely | 0 | \$0 | 0 | \$0 | 1 | \$328,502 | 2 | \$92,610 |
| Subaward Amount Incorrect | 0 | \$0 | 0 | \$0 | 0 | \$0 | 0 | \$0 |
| Subaward Missing Key Elements | 0 | \$0 | 0 | \$0 | 1 | \$328,502 | 1 | \$51,000 |

2 CFR 200.303 requires that “the non-federal entity must establish and maintain effective internal control over the Federal award that provides reasonable assurance that the non-Federal entity is managing the award in compliance with Federal statutes, regulations, and the terms and conditions of the Federal award.” 2 CFR 170 states that DWS “must report each action that equals or exceeds \$30,000 in Federal funds for a subaward to a non-Federal entity.” The regulation further states that subaward information should be reported “no later than the end of the month following the month in which the obligation was made.” First-tier subrecipients and subawards should be reported and submitted on FSRS in a timely manner.

Schedule of Findings and Questioned Costs

Part III. Findings and Questioned Costs for Federal Awards U.S. Department of Health and Human Services

Although DWS had designed an internal control over FFATA reporting, the control was not implemented because the COVID-19 pandemic delayed training for newly hired personnel to assist with the internal control. Failure to properly implement internal controls over reporting can lead to inaccurate reporting and noncompliance with Federal regulations.

Recommendation:

We recommend DWS implement internal controls to ensure accurate and timely FFATA reporting.

DWS's Response:

We agree with the finding.

2022-014. Inadequate Monitoring of Child Care Health and Safety Inspections
(Department of Workforce Services)

Federal Agency: Department of Health and Human Services

Assistance Listing Number and Title: 93.575 Child Care and Development Block Grant

Federal Award Number: Various

Questioned Costs: N/A

Pass-through Entity: N/A

Prior Year Single Audit Report Finding Number: N/A

DWS contracts with the state's Department of Health and Human Services (DHHS) to perform Child Care Health and Safety inspections, but does not adequately monitor the results of these inspections. DWS attended 2 of the 7,489 child care provider inspections performed by DHHS Child Care Licensing personnel during fiscal year 2022, but did not review any of the remaining inspections to know whether the inspection occurred or the results of those inspections. DWS relied heavily on the agreement with DHHS to perform these inspections with minimal monitoring of DHHS's performance. These health and safety inspections are required by 45 CFR section 98.41 and address specific areas such as first aid and CPR, safe sleeping practices, administration of medication, and child care worker training in these areas. The lack of proper monitoring could result in child care providers not meeting federal health and safety requirements.

Recommendation:

We recommend that DWS increase its monitoring of the inspection results to ensure the child care providers are meeting the required health and safety requirements required by 45 CFR 98.41.

Schedule of Findings and Questioned Costs*Part III. Findings and Questioned Costs for Federal Awards*
U.S. Department of Health and Human Services

DWS's Response:

We agree with the finding.

2022-015. Subrecipients Not Tracked for Monitoring of Single Audit Reports
(Department of Workforce Services)

Federal Agency: Department of Health and Human Services

Assistance Listing Number and Title: 93.575 Child Care and Development Block Grant

Federal Award Number: 2101UTCCDF, 21UTCSC6

Questioned Costs: N/A

Pass-through Entity: N/A

Prior Year Single Audit Report Finding Number: N/A

Four of 26 entities receiving Child Care funds as a subrecipient were not included on DWS's Single Audit tracking log. This log was reviewed and approved, but did not detect these missing subrecipients. 2 CFR 200.332(f) requires the DWS to "verify that every subrecipient is audited as required by Subpart F" of *Uniform Guidance*. These entities were not included in the tracking log because the query used to pull Child Care subrecipient entities had an error in it. Because DWS did not identify the subrecipients for review, the subrecipients may not have been audited as required and follow up on findings related to DWS subawards may not have occurred as required. Potential internal control weaknesses or noncompliance at the subrecipient could occur without being detected by the DWS.

Recommendation:

We recommend DWS strengthen their internal controls to ensure query criteria to pull subrecipients is complete.

DWS's Response:

We agree with the finding.

Schedule of Findings and Questioned Costs

Part III. Findings and Questioned Costs for Federal Awards U.S. Department of Justice

2022-016. FFATA Award Information Not Submitted for UOVC’s 2020 Award & Inaccurate Information Submitted for 5 of UOVC’s 2019 Subawards
(Commission on Criminal and Juvenile Justice)

Federal Agency: Department of Justice
Assistance Listing Number and Title: 16.575 Crime Victim Assistance
Federal Award Number: 2019-V2-GX-0063
2020-V2-GX-0015

Questioned Costs: \$0
Pass-through Entity: N/A
Prior Year Single Audit Report Finding Number: N/A

Utah’s Office of Victims of Crime (UOVC) did not submit Federal Funding Accountability and Transparency Act (FFATA) information for 13 awards to 13 subrecipients, all related to the 2020 award. In addition, 5 of the 28 grant awards we reviewed were reported in FSRS but the amounts reported did not agree to the subaward letters, with differences ranging from \$34 to \$405,000. We reviewed USASpending.gov and noted that no subrecipient award information for the 2020-V2-GX-0015 award had been submitted as of August 22, 2022 (the time of our audit). The following table summarizes the discrepancies for the transactions and subawards tested:

| Transactions Tested | Subaward not reported | Report Not Timely | Subaward Amount incorrect | Subaward missing key elements |
|--------------------------------------|-----------------------|-------------------|---------------------------|-------------------------------|
| 28 | 13 | 0 | 5 | 0 |
| Dollar amount of tested transactions | Subaward not reported | Report not timely | Subaward amount incorrect | Subaward missing key elements |
| Sub-Award Amounts | | | | |
| \$5,004,410 | \$2,382,231 | 0 | \$790,381 | 0 |
| FSRS System | | | | |
| \$2,225,646 | \$ | 0 | \$393,846 | 0 |

2 CFR 200.303 requires entities to “establish and maintain effective internal controls [procedures]...that provide reasonable assurance that the ... entity is managing

Schedule of Findings and Questioned Costs*Part III. Findings and Questioned Costs for Federal Awards***U.S. Department of Justice**

[federal program] in compliance with... terms and conditions of the federal award.” This control does not exist because managers both relied on an external control at the federal level to flag reporting issues and misunderstood reporting deadlines. Lack of FFATA reporting internal controls at UOVC results in noncompliance with grant requirements and reduces the transparency desired by the federal government.

Recommendation:

We recommend that UOVC implement controls over FFATA reporting and enter final award information rather than preliminary award information to ensure timely submission of accurate information.

UOVC's Response:

UOVC Agrees.

2022-017. Three SF-425 Quarterly Reports Not Reviewed for Accuracy Prior to Submission

Federal Agency: Department of Justice

Assistance Listing Number and Title: 16.575 Crime Victim Assistance

Federal Award Number: 2018-V2-GX-0051
2019-V2-GX-0063
2020-V2-GX-0015

Questioned Costs: N/A

Pass-through Entity: N/A

Prior Year Single Audit Report Finding Number: 2020-027, 2019-017, 2018-025

For the 3 SF-425 reports selected, UOVC did not perform an independent review prior to submission, resulting in inaccurate amounts being reported in the reports. In UOVC's efforts to improve its internal controls over the Crime Victim Assistance (CVA) grant, it received approval to fund a new financial manager position to act as a key control over CVA grant management. Because UOVC did not fill this position until June 2022, internal controls during fiscal year 2022 were insufficient in preventing or detecting and correcting errors in these reports. UOVC's new financial manager should perform an independent review of SF-425 reports and ensure the information reported agrees to the underlying accounting records. Without such reviews, SF-425 reports may continue to include inaccurate information and would lead to noncompliance with reporting requirements.

Schedule of Findings and Questioned Costs*Part III. Findings and Questioned Costs for Federal Awards*
U.S. Department of Justice**Recommendation:**

We recommend UOVC's independent review verify the accuracy of the SF-425 reports.

UOVC's Response:

UOVC Agrees.

2022-018. Initial Eligibility Determination Not Documented for 3 Subrecipients

Federal Agency: Department of Justice

Assistance Listing Number and Title: 16.575 Crime Victim Assistance

Federal Award Number: 2018-V2-GX-0051
2019-V2-GX-0063
2020-V2-GX-0015

Questioned Costs: N/A

Pass-through Entity: N/A

Prior Year Single Audit Report Finding Number: N/A

UOVC could not provide adequate documentation evidencing its controls over the determination of 3 subrecipients' eligibility. Standard UOVC procedures include the intake grant analyst's review of a grant application, evidenced by the completion of an eligibility checklist. Subject matter experts then grade a subrecipient's grant application based on the checklist. For 10 of the 13 subrecipients reviewed, the checklists were completed. For 3 of the 13 (23%), they were not. We did not question payments to the 3 subrecipients as we were able to determine they were eligible entities. Inconsistent application of standard UOVC procedures may result in incorrect eligibility determinations of subrecipients.

Recommendation:

We recommend UOVC comply with its standard procedures for subrecipient eligibility determination.

UOVC's Response:

UOVC Agrees.

Schedule of Findings and Questioned Costs

Part III. Findings and Questioned Costs for Federal Awards U.S. Department of the Treasury

2022-019. Missing Documentation for Emergency Rental Assistance Payments (Department of Workforce Services)

Federal Agency: Department of Treasury
Assistance Listing Number and Title: 21.023 Emergency Rental Assistance Program
Federal Award Number: N/A
Questioned Costs: \$7,914
Pass-through Entity: N/A
Prior Year Single Audit Report Finding Number: 2021-016

Five of the 38 sampled payments (an error rate of 13.2%) for the Emergency Rental Assistance Program (ERA) did not have documentation supporting the payment or had ineligible costs associated with the recipient. Specifically,

- Two applications contained utility payments that were paid for amounts higher than the utility bill,
- One application did not include a management signed lease,
- One application did not include a signed W-9 form and a management signed lease, and
- An application did not include a written attestation from the applicant.

The above errors did not meet the documentation and eligibility criteria established by section 501 of Division N of the Consolidated Appropriations Act, 2021, Pub. L. No. 116-260 (Dec. 27, 2020) and/or section 3201 of the American Rescue Plan Act of 2021, Pub. L. No. 117-2 (March 11, 2021).

These errors occurred because the eligibility workers did not follow all of the Department of Workforce Services (DWS) ERA procedures and the DWS Processors' review of these applications did not identify and correct the errors. This resulted in errors of \$7,914 of \$80,671 in payments sampled from a population of \$150,666,251.

Subsequent to DWS's initial eligibility determination and payment approval, DWS was able to obtain the missing supporting documentation for two of these sampled payments through requisition from the landlords, which total \$7,824 of the errors above.

Recommendation:

We recommend that eligibility workers follow DWS ERA procedures and program processors review the applications for completeness and accuracy prior to disbursing ERA payments.

DWS's Response:

We agree with the finding.

Schedule of Findings and Questioned Costs

Part III. Findings and Questioned Costs for Federal Awards U.S. Department of the Treasury

2022-020. GOPB Overestimated Calculation for Revenue Loss Due to the Pandemic
(Governor’s Office of Planning and Budget)

Federal Agency: Department of the Treasury
 Assistance Listing Number and Title: 21.027 Coronavirus State and Local Fiscal Recovery Funds
 Federal Award Number: N/A
 Questioned Costs: \$0
 Pass-through Entity: N/A
 Prior Year Single Audit Report Finding Number: N/A

The Governor’s Office of Planning and Budget (GOPB) overstated its calculation for the State’s revenue loss experienced due to the Coronavirus pandemic for calendar year 2020 as follows:

| Calculation Comparison | Amount |
|------------------------------|------------------|
| GOPB’s Loss Calculation | \$ 1,154,152,123 |
| Auditor’s Loss Recalculation | \$ 427,531,107 |
| Overestimated Loss | \$ 726,621,016 |

The Department of the Treasury (Treasury) issued its Interim and Final Rules (within the Federal Register) and related FAQs to guide governments in how to calculate the revenue losses experienced due to the pandemic. The Interim Rule instructs governments to identify “general revenue” based largely on the Census Bureau’s definition and expands it to include or exclude certain revenue sources, which creates certain complexities and inconsistencies in the revenue loss calculation. After notification of the errors described above, GOPB revised its calendar year 2020 revenue loss calculation to \$810,578,599. Differences between the auditor’s loss recalculation and GOPB’s revised amounts are a result of potential differing interpretations of Treasury’s revenue loss calculation guidance (e.g. hospital charges for providing patient services that may be covered by Medicaid or Medicare as a provider).

GOPB calculated the revenue loss based solely on its personnel’s experience and understanding of revenue classification and did not account for the completeness, accuracy, and complexity of revenues and other financial information recorded by the State and the State’s institutions of higher education. Personnel in these areas who possessed the necessary understanding should have been involved in the calculation. Additionally, GOPB personnel charged with internal control responsibilities over the

Schedule of Findings and Questioned Costs

Part III. Findings and Questioned Costs for Federal Awards U.S. Department of the Treasury

calculation did not possess the necessary expertise and knowledge to ensure compliance with Treasury's Interim and Final Rules.

GOPB's oversight in these matters could cause material noncompliance with State and Local Fiscal Recovery Fund (SLFRF) requirements. Because Treasury's guidance allows for reclassification of the excess expenditures, we have not questioned these costs. However, funds budgeted/obligated for future expenditures may not be available and may need to be revised.

Recommendations:

We recommend the following:

- **Review and revise cumulative expenditures and obligations/budgets to date to ensure the State's plan for using the SLFRF allotment complies with Treasury guidance;**
- **Resolve with Treasury the treatment of certain revenues and determine the impact on the State's revenue loss calculation;**
- **Ensure future revenue loss calculations follow Treasury's guidance by utilizing the expertise and knowledge of key financial reporting personnel within the State and its institutions of higher education; and**
- **Ensure individuals with internal control responsibilities over the calculation(s) possess the necessary understanding to ensure compliance with Treasury's Interim and Final Rules.**

GOPB's Response:

GOPB agrees with this finding. GOPB agrees that the original August 2021 revenue loss calculation of \$1,154,152,123 was incorrect due to incomplete reporting of revenue at the time of the calculation. GOPB personnel utilized the best information available at the time to complete this calculation. As more information has become available over the past 18 months it has become clear that the calculation needs to be done again. The revenue loss calculation was based on a calendar year, rather than a fiscal year and there were no official financial reports that could be used to compile the calendar year 2020 revenue totals at the time of the original calculation. GOPB had to rely on a combination of revenue data from the state's financial system, FINET, as well as summarized revenue data from the financial systems used by institutions of higher education. When the original revenue loss calculation was completed in August 2021, financial reports had not been released for fiscal year 2021, which made it difficult to validate the calendar year 2020 general revenue reported by the institutions of higher education.

Schedule of Findings and Questioned Costs

Part III. Findings and Questioned Costs for Federal Awards U.S. Department of the Treasury

2022-021. Improper Controls and Monitoring of State and Local Fiscal Recovery Funds Activity
(Governor’s Office of Planning and Budget)

Federal Agency: Department of the Treasury
 Assistance Listing Number and Title: 21.027 Coronavirus State and Local Fiscal Recovery Funds
 Federal Award Number: N/A
 Questioned Costs: \$15
 Pass-through Entity: N/A
 Prior Year Single Audit Report Finding Number: N/A

As the prime recipient for the State of Utah, GOPB did not design and implement proper controls over allowable activities and costs.

We identified 23 of 60 expenditures (38.3 percent failure rate) without proper internal controls to monitor compliance as shown below:

| Department | Control Errors | Questioned Costs |
|--|----------------|------------------|
| Office of the Courts | 8 | \$ 15 |
| Department of Health and Human Services | 9 | |
| Division of Technology Services | 3 | |
| Division of Facilities Construction and Management | 3 | |
| Total | 23 | \$ 15 |

We identified only one instance of noncompliance for a payroll expenditure of \$15 from an expenditure sample of \$9,794,539. We projected the error over an expenditure population of \$147,219,149, resulting in \$225 of projected questioned costs.

According to the SLFRF Final Rule Federal Register, “Recipients must establish rigorous oversight and internal controls processes to monitor compliance with any applicable requirements, including compliance by subrecipients.”

GOPB and the Legislature centrally approved project plans and state agencies relied on that approval to ensure actual costs complied with the plan or SFLRF guidance. GOPB’s centralized project oversight and state agency reliance on GOPB’s approval of projects, combined with inexperience with federal compliance caused these unallowable expenditures. Poor internal control design could cause federal funds to be used for purposes not allowed.

Schedule of Findings and Questioned Costs

Part III. Findings and Questioned Costs for Federal Awards U.S. Department of the Treasury

Recommendation:

We recommend GOPB improve its oversight and monitoring of expenditures by working with agencies to establish internal controls that ensure expenditures charged to SLFRF projects comply with such requirements.

GOPB's Response:

GOPB agrees with this finding. Prior to spending SLFR funds, agencies were required to document project eligibility and how expenditures would be coded in the state's financial system, FINET. Agencies operating outside of FINET were required to provide similar coded expenditure data from their financial systems. GOPB maintains that agencies with extensive experience with federal funds, such as the Department of Health and Human Services, have adequate controls in place to ensure that only appropriate and eligible costs are charged to SLFRF accounting codes. Additionally, GOPB performs a quarterly review of all expenditures with SLFRF accounting codes before reporting these expenditures to the Treasury Department and authorizing the agency to book SLFRF revenue for those expenditures. While preparing the January 2023 report, GOPB added an additional step to have agencies review the quarter's expenditures. Even with these processes and procedures in place, GOPB agrees that improvements can be made in the guidance, training, and follow-up with agencies managing SLFR funds, including checking for adequate controls that would catch errors charged to the grant.

2022-022. Suspension and Debarment Not Verified Prior to Awarding Contracts (Governor's Office of Planning and Budget)

Federal Agency: Department of the Treasury

Assistance Listing Number and Title: 21.027 Coronavirus State & Local Fiscal
Recovery Funds

Federal Award Number: N/A

Questioned Costs: \$0

Pass-through Entity: N/A

Prior Year Single Audit Report Finding Number: 2021-022

We identified 26 of 42 contract agreements sampled (61.9 percent error) where, under GOPB's oversight, the state agency awarded SLFRF without verifying the entity was not suspended or debarred. These state agencies did not include a suspension and debarment clause in the contract with the entity as required by 2 CFR 200.327 or through a search of the suspension and debarment list on sam.gov:

Schedule of Findings and Questioned Costs

Part III. Findings and Questioned Costs for Federal Awards U.S. Department of the Treasury

| State Agency | Sampled Contract Agreements |
|-----------------------------------|-----------------------------|
| Cultural and Community Engagement | 14 |
| Go Utah | 11 |
| Office of the Courts | 1 |
| Total | 26 |

2 CFR part 200.303 requires non-federal entities to “establish and maintain effective internal control...that provides reasonable assurance that the non-federal entity [manages the program] in compliance with...terms and conditions of the federal award.” At the time of the award, GOPB did not provide guidance to these agencies that were inexperienced with federal programs to be aware of the extent that the suspension and debarment requirements were applicable. Although our procedures did not detect noncompliance, failure to properly implement controls and appropriately review each contracted party for suspension and debarment could result in federally suspended or debarred entities receiving federal funds.

Recommendation:

We recommend GOPB assist agencies to gain an understanding of the suspension and debarment requirements and establish internal controls to ensure compliance with these requirements.

GOPB’s Response:

GOPB agrees with this finding. In September 2022, GOPB distributed an ARPA Agency Checklist to remind those managing SLFR funds of compliance, monitoring, and reporting requirements, which included the requirement of monitoring for suspension and debarment. This checklist tool was not consistently used. A retroactive check was performed and no entities receiving federal funds had been suspended or debarred.

2022-023. Improper Spending and Monitoring of Coronavirus Relief Fund Activity
(Governor’s Office of Planning and Budget)

Federal Agency: Department of the Treasury
Assistance Listing Number and Title: 21.019 Coronavirus Relief Fund
Federal Award Number: N/A
Questioned Costs: \$643,375
Pass-through Entity: N/A
Prior Year Single Audit Report Finding Number: 2021-019

Schedule of Findings and Questioned Costs

Part III. Findings and Questioned Costs for Federal Awards U.S. Department of the Treasury

Three of five Coronavirus Relief Fund (CRF) transactions tested for internal controls (60 percent) and three of 65 expenditures (4.6 percent) tested for compliance did not have adequate reviews to ensure the expenditures charged to CRF were in accordance with the Department of the Treasury (Treasury) guidelines. We have questioned costs of \$643,375 for the following expenditures, which were not directly traceable in response to the public health emergency:

- One transaction for the Thrive125 program celebrating Utah's statehood in the amount of \$271,334;
- One transaction for an indirect allocation of limited liability and insurance in the amount of \$4,524 (this was also originally included in the budget); and
- A portion of one transaction for an IT contract payment totaling \$367,517.

Our sample totaled \$47,280,705 and was taken from a population total of \$108,519,500.

As the prime recipient for the State of Utah, GOPB did not ensure the State's CRF was spent in accordance with the Treasury guidance and FAQs. Treasury guidance stipulates the Fund may only be used to cover costs that 1) were necessary expenditures incurred due to the public health emergency with respect to the Coronavirus Disease 2019 (COVID-19), 2) were not accounted for in the budget most recently approved as of March 27, 2020 (the date of enactment of the CARES Act) for the State, and 3) were incurred during the period that began on March 1, 2020 and ended on December 31, 2021.

GOBP's inadequate oversight of expenditures and state agency inexperience with federal compliance caused these unallowable expenditures and created an environment for federal funds to be used for purposes not allowed.

Recommendation:

We recommend GOPB improve oversight and monitoring of expenditures, especially of state agencies with less federal program experience, to ensure internal control over and compliance with CRF grant requirements.

GOBP's Response:

GOBP agrees that documentation and monitoring could be improved. Documentation of the three questioned costs were not adequate enough to allow auditors to determine eligibility under CRF guidance. Nevertheless, GOPB believes the questioned costs will be determined eligible if examined by the Department of the Treasury, based on published guidance regarding economic support in connection with COVID-19, expenses for technical assistance, and administrative costs.

Schedule of Findings and Questioned Costs

Part III. Findings and Questioned Costs for Federal Awards U.S. Department of the Treasury

As it relates to the first questioned cost, the Thrive 125 program provided economic assistance grants to businesses and organizations impacted by COVID-19. Utah's creative arts industry, particularly performing artists, were significantly impacted by COVID-19. As part of the program, the grant recipients were required to provide free performances for the community, which enabled marketing opportunities for artists. This grant program underwent a CRF eligibility review, including discussions with the Unified Command Finance Group.

With respect to the second questioned cost, when the state recognized the purchase order for the state's COVID-19 dashboard was structured to allow for broader usage at no additional cost, the state decided to pilot several other dashboards. The purpose and eligibility of this expense was reviewed by the COVID Finance Steering Committee before it was funded with CRF funding.

As for the third questioned cost, based on the final CARES Act CRF rule, GOPB agrees agencies are not permitted to apply indirect cost formulas for liability insurance. However, upon further review, \$1,312 of the questioned \$4,524 was already adjusted to be charged to a non-CRF funding source before the close of the fiscal year. The remaining \$3,212 was directly related to the personnel who charged eligible time to the CRF and not based on an indirect cost formula. GOPB believes this would be a direct cost similar to workers compensation that is charged to employees each pay period.

2022-024. Underlying Accounting Data Does Not Support Coronavirus Relief Fund Quarterly Reports (Governor's Office of Planning and Budget)

Federal Agency: Department of the Treasury
Assistance Listing Number and Title: 21.019 Coronavirus Relief Fund
Federal Award Number: N/A
Questioned Costs: N/A
Pass-through Entity: N/A
Prior Year Single Audit Report Finding Number: 2021-020

The methodology used by GOPB to prepare and submit CRF quarterly financial reports did not ensure the complete and accurate reporting of expenditures as reflected in FINET, the State's accounting system. We selected the January 2022 and April 2022 report submissions to test key line items. We were unable to agree the following line items to FINET:

January 2022 Report

Manual adjustments made to the original data totaled \$39.9 million.

Schedule of Findings and Questioned Costs

Part III. Findings and Questioned Costs for Federal Awards U.S. Department of the Treasury

\$10.96 million of the manual adjustments for small business bridge loans were reclassified as expenditures without the transaction occurring in FINET. Additionally, a significant portion of the loans should not have been reclassified as grants.

April 2022 Report

\$5.4 million of expenditures less than data used in the preparation schedules. Manual adjustments made to the data totaled \$65.4 million.

While manual adjustments, corrections, and other changes (i.e., FEMA reimbursements) are not unexpected in reports, we considered the following in relation to GOPB's report preparation:

A reconciliation of the underlying accounting data and manual adjustments in the reports to the "official record" of CRF expenditures in FINET has not occurred. Underlying accounting data was inconsistently coded from 2020 through 2022 but has not been reconciled to ensure all appropriate expenditures have been reported. Manual adjustments include significant amounts of expenditures reimbursed by FEMA that may have been charged to both programs without detection. FINET does not track obligations and as such, reported obligations are manually included for reporting. The reported total cumulative obligations in January of \$933,976,723 and in April of \$934,765,677 could not be tested because they were not properly documented.

Treasury's guidance indicates that the "prime recipient's quarterly Financial Progress Report submissions should be supported by the data in the prime recipient's accounting system." Additionally, the Treasury Office of Inspector General's (OIG) FAQs on reporting and recordkeeping describe the need to correct errors or modifications in a timely manner and to report actual obligations and expenditures rather than estimates.

GOPB relied on state agencies to properly code expenditures and to have a proper understanding of the appropriate use of funds. The data in FINET, the "official record," and expenditures reported drastically differed due to these coding differences and required manual adjustments that were not properly documented. GOPB personnel did not prioritize the reconciliation of FINET expenditures and obligations to those reported because of other duties, time constraints, and priorities. In addition to the failure to properly code and track expenditures, an untimely reconciliation can lead GOPB to significantly misreport expenditures, misidentify errors, and miscalculate obligations of funds to be returned to Treasury.

Schedule of Findings and Questioned Costs

Part III. Findings and Questioned Costs for Federal Awards U.S. Department of the Treasury

Recommendation:

We recommend GOPB perform timely reconciliation of reported expenditures to actual reimbursements to ensure reports are supported by the underlying accounting data and to make corrections and other necessary modifications occur in a timely manner.

GOPB's Response:

GOPB agrees with this finding. GOPB acknowledges that because of complexities in coding and tracking during fiscal years 2020 to 2022 and a ten day federal reporting deadline, not all reported expenditures were reconciled before quarterly reports were submitted. Between July 2022 and January 2023, GOPB made significant progress by compiling and reconciling a master CRF expenditure file. After the final reconciliation is completed, GOPB is confident every transaction reported to the Department of the Treasury, including adjustments for FEMA reimbursements and other recategorizations, will be reconciled with FINET data.

2022-025. CRF Subrecipient Single Audit Report Reviews Not Occurring (Governor's Office of Planning and Budget)

Federal Agency: Department of the Treasury
Assistance Listing Number and Title: 21.019 Coronavirus Relief Fund
Federal Award Number: N/A
Questioned Costs: N/A
Pass-through Entity: N/A
Prior Year Single Audit Report Finding Number: N/A

GOPB did not design or implement controls to ensure its subrecipients' single audit reports were monitored according to federal requirements. It also did not review any subrecipients' single audit reports to assess whether its subrecipients receiving CRF funds spent the funds appropriately. 2 CFR 200.332(d) requires a review of subrecipient single audit reports when they become available. It also requires GOPB to follow up with the subrecipient to ensure timely and appropriate action has taken place for any deficiencies identified.

GOPB did not design or implement controls because of its unfamiliarity with federal grant requirements and employee turnover. This could result in GOPB not identifying potential issues at the subrecipient level and take appropriate actions.

Schedule of Findings and Questioned Costs

Part III. Findings and Questioned Costs for Federal Awards U.S. Department of the Treasury

Recommendation:

We recommend GOPB establish policies and procedures to ensure monitoring of single audit reports occur in accordance with 2 CFR 200.332(d).

GOPB's Response:

GOPB agrees with this finding. Prior to being awarded any CRF funds, GOPB required all subrecipients to agree to the terms and conditions on which the funds were granted. Part of the agreement stated that these federal funds were subject to the Single Audit Act and 2 CFR 200.332(d) requirements, which requires that subrecipients receiving more than \$750,000 in federal funds per year complete and submit their single audit report in compliance with federal regulations. All state government agencies are covered under the statewide single audit completed by the Office of the State Auditor, however cities, counties, towns, water districts and other local entities are not covered by the statewide single audit and need to complete their own, if they meet the spending threshold.

2022-026. Go Utah Did Not Implement Internal Controls for Subrecipient Monitoring Requirements (Go Utah)

Federal Agency: Department of the Treasury
Assistance Listing Number and Title: 21.027 Coronavirus State and Local Fiscal Recovery Funds

Federal Award Number: N/A

Questioned Costs: N/A

Pass-through Entity: N/A

Prior Year Single Audit Report Finding Number: N/A

The Governor's Office of Economic Opportunity (Go Utah) did not establish internal controls to ensure compliance with Coronavirus State and Local Fiscal Recovery Funds (SLFRF) subrecipient monitoring requirements. Go Utah also did not properly communicate key federal grant information or evaluate and monitor its subrecipient for compliance purposes as required by 2 CFR 200.332.

The Department of Treasury's Final Rule requires recipients of funds to "establish rigorous oversight and internal control processes to monitor compliance with any applicable requirements, including compliance by subrecipients." 2 CFR 200.303 also requires the establishment of effective internal control for federal programs.

Go Utah was unaware that subrecipient monitoring requirements were applicable to its program. Failure to establish internal controls, adequately communicate key

Schedule of Findings and Questioned Costs

Part III. Findings and Questioned Costs for Federal Awards U.S. Department of the Treasury

federal program information to subrecipients and perform risk evaluation, and monitoring procedures may result in the subrecipient's noncompliance with federal funds and potential misuse of federal funds.

Recommendation:

We recommend Go Utah:

- 1. Gain an understanding of subrecipient requirements and establish internal controls to ensure compliance with these requirements; and**
- 2. Communicate all required federal award information to sub-recipients.**

Go Utah's Response:

We agree. While internal controls were insufficient, they were not completely absent. For example: (1) we implemented the American Rescue Plan Act of 2021 Appropriation Tracking and Documentation Form, and (2) all sub-recipients signed contracts that included internal controls such as requirements for status reports, performance measures, and compliance with all applicable federal and state laws, rules, and regulations.

Schedule of Findings and Questioned Costs

Part III. Findings and Questioned Costs for Federal Awards Various Federal Agencies

2022-027. Working Capital Reserves in Excess of Federal Guidelines

(Department of Government Operations)

Federal Agency: Various

Assistance Listing Number and Title: Various

Federal Award Number: Various

Questioned Costs: Undeterminable

Pass-through Entity: None

Prior Year Single Audit Report Finding Number: 2021-025,2020-036; 2019-023; 2018-033; 2017-021; 2016-037; 2015-048; 2014-040; 2013-049; 2012-51; 2011-56

As of June 30, 2022, four divisions within the Department of Government Operations (DGO) held working capital reserves in excess of federal guidelines of at least the amount that follows:

| <u>Fund Description</u> | <u>Excess # of Days in Reserve</u> | <u>Excess Amount in Reserve</u> |
|--|--|---|
| Division of Purchasing and General Services | | |
| Cooperative Contract Management | 565 | \$ 5,286,394 |
| Federal Surplus Property | 2,964 | \$ 199,115 |
| State Surplus Property | 69 | \$ 160,336 |
| Division of Finance | | |
| Purchasing Card | 115 | \$ 210,243 |
| Division of Risk Management | | |
| Workers' Compensation Fund | 174 | \$ 2,709,066 |
| Property | 37 | \$ 2,130,849 |

Schedule of Findings and Questioned Costs

Part III. Findings and Questioned Costs for Federal Awards Various Federal Agencies

The following divisions do not have excess reserves at the internal service fund level, however, the federal oversight agency requires them to be assessed at the service area level, which resulted in excess reserves as follows:

| <u>Service Area Description</u> | <u>Excess # of Days in Reserve</u> | <u>Excess Amount in Reserve</u> |
|--|--|---|
| Division of Technology Services (DTS) | | |
| Printing Services | 112 | \$ 258,577 |
| Communication Services | 45 | \$1,201,304 |
| Network Services | 4 | \$ 263,910 |
| Mainframe Services | 32 | \$ 374,115 |
| Division of Human Resource Management | | |
| Human Resources Core Services | 1,841 | \$ 209,890 |

2 CFR part 200, Appendix V, paragraph G.2, generally allows a working capital reserve as part of retained earnings of up to 60 days' cash expenses for normal operating purposes in each internal service fund. For DTS, the federal oversight agency only allows 45 days. The excess reserves were due to the inherent difficulty of accurately estimating expenses when setting rates. Excess reserves could result in a federal liability since federal programs share an interest in the reserves.

Recommendation:

Depending on the business requirements, we recommend each division within DGO reduce excess working capital reserves within each of the respective funds or service areas or obtain a waiver for an increase in the number of days of working capital allowed to comply with federal guidelines.

DGO's Response:

Division of Purchasing and General Services

Cooperative Contract Management – Public entities in Utah rely on the Division of Purchasing and General Services (State Purchasing) to maintain the cooperative contract program to help with public procurement in Utah. The usage of state cooperative contracts by public entities increased dramatically this past year resulting in a corresponding increase in the collection of administrative fees. State Purchasing still continues to decrease the administrative fees on state cooperative contracts as each contract expires and is rebid. This is a slow process since State Purchasing has nearly 1,200 cooperative contracts that expire only every five years. Although State

Schedule of Findings and Questioned Costs

Part III. Findings and Questioned Costs for Federal Awards Various Federal Agencies

Purchasing is allowed under law to collect up to a 1.0% administrative fee on each cooperative contract, currently the average administrative fee is 0.38%. State Purchasing has also requested the Utah Legislature to appropriate out a portion of the excess reserves in this fund in fiscal year 2023. The calculation for the refund of the federal portion of this transfer out will be submitted to Cost Allocation Services for review and approval when this transfer is complete.

Federal and State Surplus Property - Due to the completion of the new Utah State Prison, Surplus Property anticipates relocating by the end of calendar year 2023. At that time, Federal and State Surplus will need to use their working capital reserve funds for the costs of moving to and furnishing their new location. These additional expenses should eliminate these excess reserves by December 2023.

Purchasing Cards – The Division of Finance (State Finance) is in the process of implementing a new travel and expense reporting system for all State agencies to simplify travel approvals, travel reimbursements, and reduce the administrative burden for the purchasing card (p-card) expense reports on State agency personnel. To cover system implementation costs, State Finance elected not to distribute the rebates received from U.S. Bank related to State agency p-card spending for calendar years 2021 and 2022. Rebates were still passed through to participating entities external to the primary government. The anticipated completion date for the system is the end of calendar year 2023. State Finance will review annually the costs of the system, develop a cost allocation strategy between the Travel and P-Card programs, adjust travel rates to cover the travel program's ongoing costs, and distribute any remaining p-card rebates to State agencies respective to their spend. This effort will reduce and/or eliminate excess federal reserves by the end of fiscal year 2024.

Division of Risk Management

Workers' Compensation Fund & Property– We requested approval in the current legislative session to transfer \$2,000,000 out of the Workers Compensation Fund and into the Property Fund. We will submit the calculation for the refund of the federal portion of this transfer to Cost Allocation Services for their review and approval when this transfer is completed. Additionally, in FY 2023, the premiums charged for workers compensation have been reduced 26% from \$0.61 per \$100 to \$0.45 per \$100. The property commercial insurance market and the Property Fund are experiencing enormous year-over-year premium increases. We have seen a doubling of premiums in the last five years, from \$14,000,000 to \$28,000,000. Additionally, the budget process requires that we project funding 1-2 years in advance before we can enact rate increases to pay the excess insurance premiums

Schedule of Findings and Questioned Costs

Part III. Findings and Questioned Costs for Federal Awards Various Federal Agencies

that are due each fiscal year. As such, we deem it important to maintain a retained earnings balance in the Property Fund to be able to sustain the Fund's ability to pay for increasing premiums.

Division of Technology Services

Print Services – DTS currently projects Print Services retained earnings will decrease by \$181 thousand in fiscal year 2023. The Print Services rate was set lower than the cost to provide this service in fiscal year 2024. DTS plans to annually review and adjust rates and issue mid-year rebates, if necessary, to bring DTS Print Services into compliance with federal excess reserve guidelines by the end of fiscal year 2024.

Communication Services - The fiscal year 2024 rate was set to under recover the cost of providing this service by an additional \$425 thousand. Because the reductions to retained earnings were smaller than expected in fiscal year 2022 and are projected to be smaller than expected in fiscal year 2023, DTS will need an additional year to address this excess. DTS plans to annually review and adjust rates and issue mid-year rebates, if necessary, to bring DTS Communication Services into compliance with federal excess reserve guidelines by the end of fiscal year 2025.

Network Services - DTS anticipates significant expenses to this product in fiscal year 2023 as DTS upgrades the aging network infrastructure and as the demand for network services continues to increase (e.g. Agencies are asking for increased bandwidth). Upgrades to the infrastructure have been more complex than originally estimated, which has delayed the majority of this expense to fiscal year 2023. DTS projects the Network Services retained earnings will decrease by nearly \$1 million in fiscal year 2023. DTS plans to annually review and adjust rates and issue mid-year rebates, if necessary, to bring DTS Network Services into compliance with federal excess reserve guidelines by the end of fiscal year 2023.

Mainframe Services - This product will be coming to an end by fiscal year 2024. As the product ends, DTS will issue a rebate to reduce retained earnings to the agencies using the system. DTS plans to issue a credit in fiscal year 2023 which will bring Mainframe Services into compliance.

Schedule of Findings and Questioned Costs

Part III. Findings and Questioned Costs for Federal Awards Various Federal Agencies

Division of Human Resource Management

Human Resources Core Services - The Division of Human Resource Management (DHRM) projects DHRM Core Services expenses to increase in fiscal year 2023 and future years. The DHRM Core Services excess reserves was the result of an error correction. In an effort to decrease these excess reserves, DHRM has not requested a rate increase for DHRM Core Services, though we do anticipate costs to increase. We will continue to annually review and adjust the DHRM Core Services rate and, if necessary, issue refunds or rebates to ensure DHRM Core Services is in compliance with federal excess reserve guidelines by the end of fiscal year 2024.

2022-028. Working Capital Reserves in Excess of Federal Guidelines
(Public Employees Health Plan)

Federal Agency: Various

Assistance Listing Number and Title: Various

Federal Award Number: Various

Questioned Costs: Undeterminable

Pass-through Entity: N/A

Prior Year Single Audit Report Finding Number: 2021-026; 2020-039; 2019-026; 2018-036; 2017-023; 2016-039; 2015-050; 2014-042; 2013-050; 2012 12-53; 2011 11-58

As of June 30, 2022, the Public Employees Health Program (PEHP) held working capital reserves in excess of federal guidelines as follows below.

| Program | Excess # of Days in Reserve | Excess Amount in Reserve |
|----------------------|--|---|
| Long-Term Disability | 4,034 | \$ 22,867,602 |
| Medicare Supplement | 122 | \$ 19,550,895 |

2 CFR part 200, Appendix V, paragraph G.2, generally allows a working capital reserve as part of retained earnings of up to 60 days' cash expenses for normal operating purposes. The inherent difficulty of accurately estimating expenses led to excess reserves. Excess reserves could result in a federal liability since federal programs share an interest in the reserves.

Schedule of Findings and Questioned Costs

Part III. Findings and Questioned Costs for Federal Awards Various Federal Agencies

Recommendation:

Depending on the business requirements, we recommend PEHP:

1. Reduce excess working capital reserves, or
2. Obtain a waiver from the federal cost negotiator allowing an increase in the number of days of working capital allowed to comply with federal guidelines.

PEHP's Response:

Long-term Disability

PEHP operates as a fully functioning third party-administrator for Long-term Disability benefits for the state of Utah and other public entities in Utah. Consequently, the reserves that PEHP holds and administers for the state of Utah do not relate to the payment of premium but the payment of ongoing, multi-year benefits for plan participants. These are vested benefits that PEHP would be required to pay on behalf the state for plan recipients, even if the program was discontinued and premiums were no longer collected. Because of this, PEHP will return excess premiums identified by our outside actuary while also seeking to obtain a waiver from the federal cost negotiator during 2023 to allow an increase in the number of days of working capital in compliance with federal guidelines.

Medicare Supplement

PEHP operates as a fully functioning third party-administrator for Medicare Supplement and Part D benefits for the state of Utah and other public entities in Utah. Consequently, the reserves that PEHP holds and administers for the state of Utah do not relate to the payment of premium but the payment of ongoing benefits for plan participants. During 2023, PEHP will seek to obtain a waiver from the federal cost negotiator to allow an increase in the number of days of working capital in compliance with federal guidelines on three grounds. First, the volatile nature of Part D pharmacy claims. Second, the relatively small dollar amount associated with Medicare premiums that can create a higher level of potential volatility. Third, the relatively small number of members covered by PEHP's Medicare products that can also create a higher level of potential volatility.

Corrective Action Plan



State of Utah

SPENCER J. COX
Governor

DEIDRE M. HENDERSON
Lieutenant Governor

Department of Government Operations
Division of Finance

JENNEY REES
Executive Director

JANICA M. GINES, CPA
Division Director

February 28, 2023

John Dougall
State Auditor
Office of the Utah State Auditor
Utah State Capitol Complex Suite E310
Salt Lake City, Utah 84114

Dear Mr. Dougall,

Enclosed with this letter is the State of Utah's Corrective Action Plan for the audit findings in the fiscal year 2022 single audit report.

The State's Corrective Action Plan is a compilation of the corrective action plan information provided to us by the applicable state agencies. The Corrective Action Plan document is prepared in conjunction with your fiscal year 2022 single audit. We believe it satisfies the requirements in the Federal *Uniform Administrative Requirements, Cost Principles, and Audit Requirements for Federal Awards* §200.511(c) for a corrective action plan.

We appreciate the efforts of the Office of the Utah State Auditor in completing the Single Audit for the State for fiscal year 2022. If you have any questions regarding this Corrective Action Plan, please do not hesitate to contact our office.

Sincerely,

Janica Gines, CPA
Director of Finance
Attachment

State of Utah Single Audit Corrective Action Plan

For the Year Ended June 30, 2022

FINDINGS RELATING TO THE FINANCIAL STATEMENTS:

2022-001. Incomplete Accounting for UDOT Construction and Capital Asset Activity for Financial Reporting

State Agency: Department of Government Operations

The Construction in Progress Schedule prepared by UDOT and used by State Finance contains and tracks approximately 600 projects. State Finance relies on UDOT to delineate when projects are closed and if projects should be capitalized since those determinations are performed by UDOT project managers.

Once the auditors identified 3 projects with errors of approximately \$159 million and concluded their testwork, State Finance worked with UDOT to recreate the schedule and identified 16 additional projects which were not properly stated with project costs of approximately \$996 million. Through the recreation process, State Finance determined that the general ledger report used by UDOT to create the schedule was incomplete and that UDOT had improperly included costs that should have been expensed in prior years as well as projects that were closed and should have been removed.

State Finance will provide training to UDOT personnel regarding the proper recognition of construction in progress, infrastructure, and related expenditures. State Finance will also meet each year with UDOT to discuss the methods used to develop the schedule to ensure they are consistent with policies, procedures, and GAAP. State Finance will also review in more detail UDOT's schedule of infrastructure projects to determine that projects are properly recorded, classified and reported.

Contact Person: Patricia Nelson (patriciarnelson@utah.gov), Assistant State Comptroller, State Division of Finance

Anticipated Correction Date: June 30, 2023

2022-002. Errors in Annual Financial Reporting Preparation Process

State Agency: Department of Government Operations

The Utah Department of Transportation (UDOT) prepares a schedule of construction in progress for infrastructure. The Division of Finance (State Finance) relies on the professional expertise and system of internal controls of UDOT in preparing and reviewing the schedule. State Finance also performs limited analytical procedures on the balances to determine they are reasonable, which also includes agreeing the amounts reported to the State's general ledger system. See management's additional corrective action plans in finding No. 2.

The vast majority of the state's excess cash is held (or pooled) within the State's Public Treasurer's Investment Fund (PTIF). The cash is then invested by the PTIF in various cash equivalents and investments. Governmental accounting standards allow significant latitude on how to report shares in an internal investment pool by stating that "each fund with a position in the internal investment pool should report its position as, for example, equity in cash management pool, equity in internal investment pool, cash and cash equivalents, or investments" (see GASB Codification 150.721-12). For the State of Utah, previous to fiscal year 2022, each fund's share of the PTIF was reported as either "cash or cash equivalents" or "investments" depending on an internal policy. This classification of the fund's share of the PTIF was not disclosed in prior years. During fiscal year 2022, a large portion of PITF shares previously reported as "investments" were instead reported as "cash

State of Utah Single Audit Corrective Action Plan

For the Year Ended June 30, 2022

and cash equivalents” due to a change in the internal policy. Additionally, funds that now reported their PTIF shares as only “cash and cash equivalents” still properly reflected an “Investment Income (Loss)” since shares held in the PTIF are required to be adjusted to fair value. Although in accordance with governmental accounting, reporting investment income/loss without also reporting investments, created an inconsistency. This inconsistency, combined with the significant shift in reporting the majority of PITF shares as “cash and cash equivalents” created a larger inconsistency from prior years since previous year’s financial statements did not disclose the nature of the State’s internal share of the PTIF or the policy on how it was reported.

To be more transparent, the State Finance changed the internal policy to instead reflect all shares in the PTIF as “Pooled Cash and Investments” in the financial statements. Additional note disclosures were also added describing how excess cash is pooled within the PTIF. This significant change in policy was also disclosed in the financial statements.

Contact Person: Patricia Nelson (patriciarnelson@utah.gov), Assistant State Comptroller, State Division of Finance

Anticipated Correction Date: June 30, 2023

2022-003. Control Procedures Failed to Ensure Surplus Calculation Complied with State Code

State Agency: Department of Government Operations

While the calculation template used to calculate the surplus is aligned with the Utah Code 63J-1- 313(3)(a)(iii), the beginning balance amount used in the calculation was incorrect. The Division of Finance will perform additional, more detailed reviews of the financial inputs used in the calculation, ensuring those figures agree to the State’s general ledger.

Contact Person: Patricia Nelson (patriciarnelson@utah.gov), Assistant State Comptroller, State Division of Finance

Anticipated Correction Date: June 30, 2023

State of Utah Single Audit Corrective Action Plan

For the Year Ended June 30, 2022

FINDINGS RELATING TO FEDERAL AWARDS:

U.S. Department of Education:

2022-004. Food Commodity Shipments, Disbursements, and Inventory Not Tracked

State Agency: Utah State Board of Education

Federal Program: Emergency Food Assistance Program (Food Commodities)

“State agencies, sub distributing agencies, and eligible recipient agencies must maintain records to document the receipt, disposal, and inventory of commodities received under this part that they, in turn, distribute to eligible recipient agencies. (7 CFR 251.10(a)(1)” Therefore, as the distributing agency, the USBE Child Nutrition Program (CNP), shares responsibility for accountability of commodities the state of Utah receives as part of The Emergency Food Assistance Program (TEFAP) with the Utah Food Bank (UFB)—the sub distributing agency. The collaborative relationship between CNP and UFB, and maintenance of sufficient records, resulted in resolution of the initial differences calculated as part of the audit.

As required by 7 CFR 251.10(e), CNP monitors the operation of TEFAP, including performance of required annual reviews of recipients, and of physical inventory. In addition to the monitoring procedures currently in place, CNP will enact a policy to reconcile book inventories of donated foods at least annually as required by 7 CFR 250.12(b).

Contact Person(s):

Michelle Martin, USBE Program Development Coordinator, 801-538-7687

Melissa Cowder, USBE Food Distribution Specialist, 801-538-7697

Anticipated Correction Date: USBE will develop a policy by September 30, 2022, that will outline procedures to reconcile book inventories of donated foods annually. Reconciliation will be based on the federal fiscal year.

2022-005. Federal Funds Received Were Not Disbursed or Refunded Within Required Timeframe

State Agency: Utah State University

Federal Program: Student Financial Assistance Cluster

Utah State University will change its process for requesting federal funds in advance. The Controller’s Office will down less than the full amount of the estimated financial aid disbursement amounts to be issued to students, as calculated by the University’s Financial Aid Office at the first of each semester.

The Controller’s Office personnel will then review federal financial aid disbursements within three days of receiving the advance draw in order to return any undisbursed funds to the Department of Education within the required timeframe. Federal financial aid funds will then be drawn down on an on-going basis as additional federal financial aid funds are disbursed to students during the semester.

Contact Person: Jennifer Jenkins, Manager of Sponsored Programs Accounting, 435-797-1077

Completion date: October 31, 2022

State of Utah Single Audit Corrective Action Plan

For the Year Ended June 30, 2022

U.S. Department of Health and Human Services:

2022-006. Foster Care Eligibility Controls Not Completed in a Timely Manner

State Agency: Department of Health and Human Services

Federal Program: Foster Care Title IV-E

The Department concurs with this recommendation. The agency is in the process of building an integrated eligibility team and will increase its capacity by having three team leads and one support coordinator III to support the eligibility review process.

Anticipated Correction Date: June 30, 2023

Contact Person: Tracy Wiggill, Eligibility Program Manager, twiggill@utah.gov

2022-007. Annual Medicaid Eligibility Reviews Not Completed

State Agency: Department of Health and Human Services; Department of Workforce Services

Federal Program: Medicaid Cluster

Department of Health and Human Services

The Department concurs with this recommendation. The Department will coordinate with the Department of Workforce Services (DWS) to whom we have delegated authority to perform eligibility determinations for Medicaid and CHIP and will ensure that DWS properly follows policy sections 721-1.A.1.b.i and COVID-19 Q & A question 10. DWS will train staff on proper use of the asset verification system, as well as remind staff on the review policy. DWS' Performance Review Team will also review a sample of cases to ensure compliance with these policies.

Anticipated Correction Date: February 28, 2023

Contact Person: Michelle Smith, Assistant Office Director, Office of Eligibility Policy, michellesmith@utah.gov

Department of Workforce Services

The Department will coordinate with the Department of Health and Human Services (DHHS) and ensure policy sections 721-1.A.1.b.i and COVID-19 Q & A Question 10 are followed properly. We will train staff on proper use of the asset verification system, as well as remind staff of the review policy.

Contact Person: Muris Prses - Assistant Director, Systems and Policy 801-526-9831

Anticipated Correction Date: February 2023

State of Utah Single Audit Corrective Action Plan

For the Year Ended June 30, 2022

2022-008. Use of Appropriate National Correct Coding Initiative (NCCI) Edit Files Not Verified

State Agency: Department of Health and Human Services

Federal Program: Medicaid Cluster

The Department concurs with this recommendation. The Division successfully created and tested a comparison file. The division will continue to work to resolve audit concerns. Implementation in production is set for November 2022.

Anticipated Correction Date: November 30, 2022

Contact Person: Shandi Adamson, Director, Office of Medicaid Operations, shandiadamson@utah.gov

2022-009. Required Audits of MCO Encounter and Financial Data Not Conducted

State Agency: Department of Health and Human Services

Federal Program: Medicaid Cluster

The Department concurs with this recommendation. The Department will coordinate with the Utah OIG to audit these encounters and/or conduct these periodic audits with Medicaid staff. The results will be posted on the Utah Medicaid website.

Anticipated Correction Date: September 30, 2023

Contact Person: Gregory Trollan, Director, Office of Managed Health Care, gtrollan@utah.gov

2022-010. Medical Loss Ratio Report Lacked Two Required Elements

State Agency: Department of Health and Human Services

Federal Program: Medicaid Cluster

The Department concurs with this recommendation. The Department will ensure that all required elements of the MLR are received by having DHHS staff review elements of the MLR to ensure they are complete.

Anticipated Correction Date: January 31, 2023

Contact Person: Gregory Trollan, Director, Office of Managed Health Care, gtrollan@utah.gov

2022-011. Sufficiently-Detailed PIC Meeting Minutes Not Maintained

State Agency: Department of Health and Human Services

Federal Program: Medicaid Cluster

The Department concurs with this recommendation. The MOU between OIG and DIH/Medicaid and the PIC bylaws define that meeting minutes will be taken with each PIC Committee. These meeting minutes will be reviewed at the following PIC Committee meeting and voted on for approval.

PIC bylaws specifically state:

“To keep written minutes of all Committee meetings, with assistance of staff, including:

- Date, time, and place of meeting;
- Names of members present, absent, and excused;

State of Utah Single Audit Corrective Action Plan

For the Year Ended June 30, 2022

- Substance of all matters proposed, discussed or decided and a record of votes taken;
- Names of all other individuals who appeared and the substance in brief of their testimony;
- Any other information that any member requests to be entered in the minutes.”

Anticipated Correction Date: June 31, 2023

Contact Person: Jennifer Strohecker, Director Division of Integrated Healthcare, jstrohecker@utah.gov

2022-012. Subawards for SAPT Not Included in FFATA Reports

State Agency: Department of Health and Human Services

Federal Program: Substance Abuse and Prevention Program

The Department concurs with this recommendation. We agree to properly report the subaward information beginning with SFY23.

Anticipated Correction Date: November 30, 2022

Contact Person: Mark Meier, Financial Manager II, markmeier@utah.gov, and Kyle Larsen, Administrative Services Director, kblarson@utah.gov

2022-013. Missing/Untimely Submissions and Errors in FFATA Reporting

State Agency: Department of Workforce Services

Federal Program: Vocational Rehabilitation, Emergency Rental Assistance Program, Low-Income Home Energy Assistance Program, CCDF Cluster

The errors cited by the auditors occurred prior to the corrective actions taken by the Department of Workforce Services for prior year finding 2021-006, as described below, which were fully implemented as of June 30, 2022.

The Department centralized the contracts teams and standardized contract processes across the Department. This centralization enabled the contracts team to create and maintain a comprehensive contracts database which contains pertinent data elements for each of the Department’s contracts, including contract execution dates, FFATA applicability, and whether applicable FFATA data has been reported on the FFATA Subaward Reporting System (FSRS). The Department also added certain fields in the contracts database which are being utilized to record when FFATA data is received by the contracts team from subrecipients and when the data is forwarded to finance personnel for entry on FSRS. Capturing these additional data elements allows for the generation of reports from the contracts database to identify any instances where FFATA is applicable but data has not been obtained or reported. These enhancements have improved the ability of finance personnel to reconcile FFATA data collected by the contracts team to the data reported on FSRS and are utilized regularly to review FFATA submissions to ensure timeliness, accuracy and completeness in reporting FFATA data.

Contact Person: Nathan Harrison, Finance Director, 801-526-9402

Anticipated Correction Date: June 30, 2022

State of Utah Single Audit Corrective Action Plan

For the Year Ended June 30, 2022

2022-014. Inadequate Monitoring of Child Care Health and Safety Inspections

State Agency: Department of Workforce Services

Federal Program: Child Care and Development Block Grant

The Department concurs with this recommendation. We agree to properly report the subaward information DHHS Child Care Licensing (CCL) managers review each licensor's inspection workload monthly, but have not been documenting the results. CCL managers will review the monthly results with each licensor and record summaries of their monthly desk reviews, including any findings in the Utah Performance Management (UPM) system. OCC will amend the contract with DHHS to maintain and follow written protocols to review licensing inspections. OCC will monitor this requirement during the annual contract monitoring.

Contact Person: Ann Stockham Mejia, OCC Child Care Subsidy Program Manager, (385) 315-2376
Anticipated Correction Date: February 1, 2023

2022-015. Subrecipients Not Tracked for Monitoring of Single Audit Reports

State Agency: Department of Workforce Services

Federal Program: Child Care and Development Block Grant

We have verified that the four omitted subrecipients have been audited as required. Three of the four received a single audit and had no findings related to subawards provided by DWS. The remaining subrecipient was not required to have a single audit. Queries designed to identify subrecipients have been updated and reviewed to ensure that they include all subrecipients. FINET coding has been created to more specifically identify payments to subrecipients. This coding has simplified the query, which will minimize the risk of errors in the future.

Contact Person: Van Christensen, Internal Audit Director, 801-808-0698
Anticipated Correction Date: June 30, 2022

State of Utah Single Audit Corrective Action Plan

For the Year Ended June 30, 2022

U.S. Department of Justice:

2022-016. FFATA Award Information Not Submitted for UOVC's 2020 Award & Inaccurate Information Submitted for 5 of UOVC's 2019 Subawards

State Agency: Commission on Criminal and Juvenile Justice

Federal Program: Crime Victim Assistance

UOVC will follow the Audit recommendation by entering the final award information into the FSRS website rather than preliminary information. This will be done timely and according to policy. The UOVC Grant Management Team, in alliance with the Federal Fund Financial Manager, will meet to discuss and determine the best way to implement a review process to ensure compliance and accuracy in correcting this audit finding.

Contact Person: Tallie Viteri, UOVC Asst. Director, Assistance Grant Program Mgr., 801-300-6605

Gary Scheller, UOVC Director, 801-227-9375

Mark Peterson, UOVC Financial Manager II, 801-793-8264

Anticipated Correction Date: June 30, 2023 (New Grant awards will take place July 2023)

2022-017. Three SF-425 Quarterly Reports Not Reviewed for Accuracy Prior to Submission

State Agency: Commission on Criminal and Juvenile Justice

Federal Program: Crime Victim Assistance

Financial Manager perform an independent review on all the SF-425 reports to ensure the information agrees to accounting records. This will include supporting documentation from FINET and any worksheets used to help with calculations to ensure accuracy in correcting this finding.

Contact Person: Mark Petersen, UOVC Financial Manager, 801-793-8264

Connie Wettlaufer, UOVC Admin. Asst., 801-238-2371

Madi Radcliff, UOVC Prog. Support Specialist, 801-238-2370

Gary Scheller, UOVC Director, 801-277-9375

Anticipated Correction Date: November 1, 2022

2022-018. Initial Eligibility Determination Not Documented for 3 Subrecipients

State Agency: Commission on Criminal and Juvenile Justice

Federal Program: Crime Victim Assistance

UOVC management will review standard policy and procedures with its Grant Management Team to provide training and make any necessary adjustments to ensure compliance with subrecipient eligibility determinations. The UOVC Grant Management Team, in alliance with the Federal Fund Financial Manager, will meet to discuss and determine a review process to ensure compliance of documentation.

Contact Person: Tallie Viteri, UOVC Asst. Director, Assistance Grant Program Mgr., 801-300-6605

Dale Oyler, UOVC VOCA Program Manager, 801-333-3521

Moriah Pease, UOVC VAWA & SASP Program Manager, 801-793-8264

Anticipated Correction Date: June 30, 2023 (New Grant Awards will take place July 2023)

State of Utah Single Audit Corrective Action Plan

For the Year Ended June 30, 2022

U.S. Department of the Treasury:

2022-019. Missing Documentation for Emergency Rental Assistance Payments

State Agency: Department of Workforce Services

Federal Program: Emergency Rental Assistance

A new process with updated procedures was implemented in March of 2022. This included adding two additional quality control analysts. We anticipate the program ending spring of 2023 based on remaining funds and current spend rate. For the next 4-6 months, monthly quality control reviews and training will occur with supervisors and staff.

Contact Person: Lyle Ward, ERA Program Manager

Anticipated Correction Date: November 30, 2022

2022-020. GOPB Overestimated Calculation for Revenue Loss Due to the Pandemic

State Agency: Governor's Office of Planning and Budget

Federal Program: Coronavirus State and Local Fiscal Recovery Funds

Now that better financial data is available, GOPB will recalculate the total revenue lost. Differences between the auditor's revenue loss calculation and GOPB's new revenue loss number will be reviewed using the Treasury Department's guidance. GOPB will again solicit input from experienced personnel from the Division of Finance and institutions of higher education. GOPB will request clarification from the Treasury Department on the treatment of unique revenue types that are not clearly addressed in the final rule and frequently asked questions. Where possible, GOPB will utilize official fiscal year financial reports to verify the reasonableness of calendar year revenue, which is not reported in official financial reports.

Before finalizing and reporting the updated revenue loss total, GOPB will share the calculation with the Division of Finance for concurrence. The revised revenue loss calculation will be reported to the Treasury Department in the next scheduled report due on April 30, 2023.

After finalizing the calendar year 2020 revenue loss calculation, GOPB will review SLFR budgets, obligations, and expenditures to ensure they do not exceed the allowable amount that can be allocated for the reported category of provision of government services. GOPB will revise budgets, project categories, compliance policies and procedures, and reporting, as necessary.

Contact Person: Duncan Evans, Senior Managing Director of Budget and Operations, 801-538-1592

Anticipated Correction Date: April 30, 2023

2022-021. Improper Controls and Monitoring of State and Local Fiscal Recovery Funds Activity

State Agency: Governor's Office of Planning and Budget

Federal Program: Coronavirus State and Local Fiscal Recovery Funds

GOPB will work with all agencies managing SLFRF projects to verify that adequate internal controls have been established to reduce the risk of errors and noncompliance. GOPB will provide a reference guide to agencies to help them develop and implement proper controls over allowable activities and costs. GOPB will update its

State of Utah Single Audit Corrective Action Plan

For the Year Ended June 30, 2022

policies and procedures to sample agency compliance, with a greater focus on agencies that have less experience administering federal funds.

To correct the \$15.00 of questioned costs made by the courts, GOPB will work with the courts to charge the questioned amount to a different funding source.

Contact Person: Duncan Evans, Senior Managing Director of Budget and Operations,
801-538-1592

Anticipated Correction Date: April 30, 2023

2022-022. Suspension and Debarment Not Verified Prior to Awarding Contracts

State Agency: Governor's Office of Planning and Budget

Federal Program: Coronavirus State and Local Fiscal Recovery Funds

GOPB will review its September 2022 guidance on requirements for SLFRF agreements and reissue the document to remind agencies of the need to perform timely suspension and debarment checks. GOPB will also provide training to agencies and remind them to include a suspension and debarment clause in contract agreements. GOPB will update the reference guide for agencies with standardized language about suspension and debarment checks to be used in new agreements. GOPB will include this review in its regular monitoring activities and sample contract agreements to verify inclusion of the appropriate contractual provisions.

Contact Person: Darcy Jaimez, Fiscal Grant Manager, 385-377-3373

Anticipated Correction Date: April 30, 2023

2022-023. Improper Spending and Monitoring of Coronavirus Relief Fund Activity

State Agency: Governor's Office of Planning and Budget

Federal Program: Coronavirus Relief Fund

GOPB will formally document eligibility for Thrive 125 grants and the state's COVID-19 response dashboard to prepare the state for future reviews by the Department of the Treasury. While closing out the CARES Act CRF grant, GOPB will review expenses allocated for liability insurance to determine if any additional costs should be adjusted to not be charged to the CRF or document if they are appropriately charged as direct costs.

Contact Person: Duncan Evans, Senior Managing Director of Budget and Operations, 801-538-1592

Anticipated Correction Date: April 10, 2023

2022-024. Underlying Accounting Data Does Not Support Coronavirus Relief Fund Quarterly Reports

State Agency: Governor's Office of Planning and Budget

Federal Program: Coronavirus Relief Fund

GOPB will continue to review its master CRF expenditure file and reconcile all reported CRF expenditures to FINET transactions. The reconciliation will account for original expenditure transactions, CRF expenditures that are booked when agencies are reimbursed for eligible transactions, and FEMA reimbursements for expenditures charged to the CRF.

State of Utah Single Audit Corrective Action Plan

For the Year Ended June 30, 2022

Contact Person: Duncan Evans, Senior Managing Director of Budget and Operations, 801-538-1592
Anticipated Correction Date: April 10, 2023

2022-025. CRF Subrecipient Single Audit Report Reviews Not Occurring

State Agency: Governor's Office of Planning and Budget
Federal Program: Coronavirus Relief Fund

GOPB has updated its policies and procedures to ensure notification is given to all awarded subrecipients to be compliant with 2 CFR 200.332(d) and the \$750,000 annual spending threshold. GOPB will annually perform a review of subrecipients and verify that entities likely exceeding the federal funds expenditure threshold have completed and submitted a single audit report published on the Federal Audit Clearinghouse website. Any entity needing a single audit that can not be located on the website will be notified of their lack of compliance. Additionally, each year a sample of CRF subrecipients single audits will be reviewed for noncompliance.

Contact Person: Duncan Evans, Senior Managing Director of Budget and Operations, 801-538-1592
Anticipated Correction Date: April 30, 2023

2022-026. Go Utah Did Not Implement Internal Controls for Subrecipient Monitoring Requirements

State Agency: Go Utah
Federal Program: Coronavirus State and Local Fiscal Recovery Funds

- a. **“Gain an understanding of subrecipient requirements and establish internal controls to ensure compliance with these requirements;”**
In order to achieve a sufficient internal control environment, additional controls are needed at both the agency and state levels. Therefore, the Economic Opportunity Office will work with the Governor's Office of Planning and Budget to create internal controls that, in addition to the ones already in place, create an environment that ensures compliance with federal requirements.
- b. **“Communicate all required federal award information to sub-recipients.”**
The Economic Opportunity Office will work with the Attorney General's Office to include all required federal award information with the sub-recipient's granting contracts.

Contact Person: Kamron Dalton, Managing Director of Operations (COO), 801-538-8677
Anticipated Correction Date: July 1, 2023

State of Utah Single Audit Corrective Action Plan

For the Year Ended June 30, 2022

Various Federal Agencies:

2022-027. Working Capital Reserves in Excess of Federal Guidelines

State Agency: Department of Government Operations

Federal Program: Various

Division of Purchasing and General Services

Cooperative Contract Management – Public entities in Utah rely on the Division of Purchasing and General Services (State Purchasing) to maintain the cooperative contract program to help with public procurement in Utah. The usage of state cooperative contracts by public entities increased dramatically this past year resulting in a corresponding increase in the collection of administrative fees. State Purchasing still continues to decrease the administrative fees on state cooperative contracts as each contract expires and is rebid. This is a slow process since State Purchasing has nearly 1,200 cooperative contracts that expire only every five years. Although State Purchasing is allowed under law to collect up to a 1.0% administrative fee on each cooperative contract, currently the average administrative fee is 0.38%. State Purchasing has also requested the Utah Legislature to appropriate out a portion of the excess reserves in this fund in fiscal year 2023. The calculation for the refund of the federal portion of this transfer out will be submitted to Cost Allocation Services for review and approval when this transfer is complete.

Federal and State Surplus Property - Due to the completion of the new Utah State Prison, Surplus Property anticipates relocating by the end of calendar year 2023. At that time, Federal and State Surplus will need to use their working capital reserve funds for the costs of moving to and furnishing their new location. These additional expenses should eliminate these excess reserves by December 2023.

Contact Person: Windy Aphayrath (waphayrath@utah.gov), Division Director, Division of Purchasing & General Services

Anticipated Correction Date: December 30, 2023

Purchasing Cards – The Division of Finance (State Finance) is in the process of implementing a new travel and expense reporting system for all State agencies to simplify travel approvals, travel reimbursements, and reduce the administrative burden for the purchasing card (p-card) expense reports on State agency personnel. To cover system implementation costs, State Finance elected not to distribute the rebates received from U.S. Bank related to State agency p-card spending for calendar years 2021 and 2022. Rebates were still passed through to participating entities external to the primary government. The anticipated completion date for the system is the end of calendar year 2023. State Finance will review annually the costs of the system, develop a cost allocation strategy between the Travel and P-Card programs, adjust travel rates to cover the travel program's ongoing costs, and distribute any remaining p-card rebates to State agencies respective to their spend. This effort will reduce and/or eliminate excess federal reserves by the end of fiscal year 2024.

Contact Person: Allyson Branch (abbranch@utah.gov), Manager of Accounting Operations, State Division of Finance

Anticipated Correction Date: June 30, 2024

Division of Risk Management

Workers' Compensation Fund & Property– We requested approval in the current legislative session to transfer \$2,000,000 out of the Workers Compensation Fund and into the Property Fund. We will submit the calculation for the refund of the federal portion of this transfer to Cost Allocation Services for their review and approval when this transfer is completed. Additionally, in FY 2023, the premiums charged for workers compensation

State of Utah Single Audit Corrective Action Plan

For the Year Ended June 30, 2022

have been reduced 26% from \$0.61 per \$100 to \$0.45 per \$100. The property commercial insurance market and the Property Fund are experiencing enormous year-over-year premium increases. We have seen a doubling of premiums in the last five years, from \$14,000,000 to \$28,000,000. Additionally, the budget process requires that we project funding 1-2 years in advance before we can enact rate increases to pay the excess insurance premiums that are due each fiscal year. As such, we deem it important to maintain a retained earnings balance in the Property Fund to be able to sustain the Fund's ability to pay for increasing premiums.

Contact Person: Rachel Terry (rachelgterry@utah.gov), Division Director, Division of Risk Management
Anticipated Correction Date: June 30, 2023

Division of Technology Services

Print Services – DTS currently projects Print Services retained earnings will decrease by \$181 thousand in fiscal year 2023. The Print Services rate was set lower than the cost to provide this service in fiscal year 2024. DTS plans to annually review and adjust rates and issue mid-year rebates, if necessary, to bring DTS Print Services into compliance with federal excess reserve guidelines by the end of fiscal year 2024.

Communication Services - The fiscal year 2024 rate was set to under recover the cost of providing this service by an additional \$425 thousand. Because the reductions to retained earnings were smaller than expected in fiscal year 2022 and are projected to be smaller than expected in fiscal year 2023, DTS will need an additional year to address this excess. DTS plans to annually review and adjust rates and issue mid-year rebates, if necessary, to bring DTS Communication Services into compliance with federal excess reserve guidelines by the end of fiscal year 2025.

Network Services - DTS anticipates significant expenses to this product in fiscal year 2023 as DTS upgrades the aging network infrastructure and as the demand for network services continues to increase (e.g. Agencies are asking for increased bandwidth). Upgrades to the infrastructure have been more complex than originally estimated, which has delayed the majority of this expense to fiscal year 2023. DTS projects the Network Services retained earnings will decrease by nearly \$1 million in fiscal year 2023. DTS plans to annually review and adjust rates and issue mid-year rebates, if necessary, to bring DTS Network Services into compliance with federal excess reserve guidelines by the end of fiscal year 2023.

Mainframe Services - This product will be coming to an end by fiscal year 2024. As the product ends, DTS will issue a rebate to reduce retained earnings to the agencies using the system. DTS plans to issue a credit in fiscal year 2023 which will bring Mainframe Services into compliance.

Contact Person: Dan Frei (dfrei@utah.gov), Finance Director, Division of Technology Services
Anticipated Correction Date: June 30, 2025

Division of Human Resource Management

Human Resources Core Services - The Division of Human Resource Management (DHRM) projects DHRM Core Services expenses to increase in fiscal year 2023 and future years. The DHRM Core Services excess reserves was the result of an error correction. In an effort to decrease these excess reserves, DHRM has not requested a rate increase for DHRM Core Services, though we do anticipate costs to increase. We will continue to annually review and adjust the DHRM Core Services rate and, if necessary, issue refunds or rebates to ensure DHRM Core Services is in compliance with federal excess reserve guidelines by the end of fiscal year 2024.

Contact Person: Jake Hennessy (jakehennessy@utah.gov), Finance Director, Department of Government Operations
Anticipated Correction Date: June 30, 2024

State of Utah Single Audit Corrective Action Plan

For the Year Ended June 30, 2022

2022-028. Working Capital Reserves in Excess of Federal Guidelines

State Agency: Public Employees Health Plan

Federal Program: Various

Long-term Disability

PEHP operates as a fully functioning third party-administrator for Long-term Disability benefits for the state of Utah and other public entities in Utah. Consequently, the reserves that PEHP holds and administers for the state of Utah do not relate to the payment of premium but the payment of ongoing, multi-year benefits for plan participants. These are vested benefits that PEHP would be required to pay on behalf the state for plan recipients, even if the program was discontinued and premiums were no longer collected. Because of this, PEHP will return excess premiums identified by our outside actuary while also seeking to obtain a waiver from the federal cost negotiator during 2023 to allow an increase in the number of days of working capital in compliance with federal guidelines.

Medicare Supplement

PEHP operates as a fully functioning third party-administrator for Medicare Supplement and Part D benefits for the state of Utah and other public entities in Utah. Consequently, the reserves that PEHP holds and administers for the state of Utah do not relate to the payment of premium but the payment of ongoing benefits for plan participants. During 2023, PEHP will seek to obtain a waiver from the federal cost negotiator to allow an increase in the number of days of working capital in compliance with federal guidelines on three grounds. First, the volatile nature of Part D pharmacy claims. Second, the relatively small dollar amount associated with Medicare premiums that can create a higher level of potential volatility. Third, the relatively small number of members covered by PEHP's Medicare products that can also create a higher level of potential volatility.

Contact Person: Rob Dolphin, CFO

Anticipated Completion Date: June 30, 2024

(This page intentionally left blank)

Summary Schedule of Prior Audit Findings

SUMMARY SCHEDULE OF PRIOR AUDIT FINDINGS

For years prior to the year ended June 30, 2022

Status as of June 30, 2022

U.S. DEPARTMENT OF AGRICULTURE

| Finding | Initial Year | Status of Findings and Questioned Costs |
|----------|--------------|--|
| 2020-004 | 2017 | <p>Finding: SNAP Benefit Issuance Reconciliation Differences Go Unresolved (Department of Workforce Services)</p> <p>Status: Implemented - Corrective Action Taken</p> |

SUMMARY SCHEDULE OF PRIOR AUDIT FINDINGS

For years prior to the year ended June 30, 2022

Status as of June 30, 2022

U.S. DEPARTMENT OF EDUCATION

| Finding | Initial Year | Status of Findings and Questioned Costs |
|----------|--------------|---|
| 2019-007 | 2019 | <p>Finding: Untimely and Inaccurate Enrollment Reporting (Southern Utah University)</p> <p>Status: Implemented – corrective action taken</p> |
| 2020-005 | 2020 | <p>Finding: Contract Addendum Noncompliant with Federal Procurement Regulations (Snow College)</p> <p>Status: Implemented – Corrective Action Taken</p> |

SUMMARY SCHEDULE OF PRIOR AUDIT FINDINGS

For years prior to the year ended June 30, 2022

Status as of June 30, 2022

U.S. DEPARTMENT OF HEALTH AND HUMAN SERVICES

| Finding | Initial Year | Status of Findings and Questioned Costs |
|----------|--------------|---|
| 2020-008 | 2020 | <p>Finding: Use of Appropriate National Correct Coding Initiative (NCCI) Edit Files Not Verified (Department of Health and Human Services)</p> <p>Status: Partially corrected. Repeated in the current fiscal year, see finding 2022-008.</p> <p>Reasons for Recurrence: The Division is working to resolve audit concern.</p> <p>Partial Corrective Action Taken: Division successfully created and tested comparison file.</p> <p>Corrective Action Planned: Division will continue to work to resolve audit concern and can discuss further with auditors.</p> <p>Contact Person: Shandi Adamson, Medicaid Operations, 801-793-7261 Anticipated Completion Date: October 2022</p> |
| 2020-010 | 2017 | <p>Finding: LIHEAP Benefit Overpayments Due to Improper Eligibility Decisions (Department of Workforce Services)</p> <p>Status: Implemented – corrective action taken</p> |
| 2020-011 | 2020 | <p>Finding: LIHEAP Reporting Errors and Untimely Submissions (Department of Workforce Services)</p> <p>Status: Implemented - Corrective Action Taken</p> |
| 2021-005 | 2021 | <p>Finding: LIHEAP CARES Act and Supplemental Payments Did Not Align with Policy and Award Terms (Department of Workforce Services)</p> <p>Questioned Costs: \$1,080,846 (2021 UTLIEA) and \$1,461,846 (2021 UTE5C3-CARES Act).</p> <p>Status: Implemented - Corrective Action Taken. The department has not received a management decision regarding the questioned costs</p> |
| 2021-006 | 2021 | <p>Finding: Errors and Untimely Submissions for FFATA Reporting in TANF and LIHEAP Programs (Department of Workforce Services)</p> <p>Status: Repeated in the current fiscal year, see finding 2022-013.</p> |

SUMMARY SCHEDULE OF PRIOR AUDIT FINDINGS

For years prior to the year ended June 30, 2022

Status as of June 30, 2022

U.S. DEPARTMENT OF HEALTH AND HUMAN SERVICES

| Finding | Initial Year | Status of Findings and Questioned Costs |
|----------|--------------|---|
| | | <p>Reasons for Recurrence: Corrective action was taken as noted in the department’s response to the prior year finding; however, the corrective action was not fully implemented until the end of the current fiscal year (June 30, 2022).</p> <p>Partial Corrective Action Taken: The department centralized the contracts teams and standardized contract processes across the department. This centralization enabled the contracts team to create and maintain a comprehensive contracts database which contains pertinent data elements for each of the department’s contracts, including contract execution dates, FFATA applicability, and whether applicable FFATA data has been reported on the FFATA Subaward Reporting System (FSRS). The department also added certain fields in the contracts database which are being utilized to record when FFATA data is received by the contracts team from subrecipients and when the data is forwarded to finance personnel for entry on FSRS. Capturing these additional data elements allows for the generation of reports from the contracts database to identify any instances where FFATA is applicable but data has not been obtained and/or reported. These enhancements have improved the ability of finance personnel to reconcile FFATA data collected by the contracts team to the data reported on FSRS.</p> <p>Corrective Action Planned: The tools described above are utilized to regularly review FFATA submissions to ensure timeliness, accuracy, and completeness in reporting FFATA data. The corrective action was fully implemented as of June 30, 2022.</p> <p>Contact Person: Nathan Harrison, Finance Director, 801-526-9402 Anticipated Completion Date: June 30, 2022</p> |
| 2021-007 | 2021 | <p>Finding: Internal Review Did Not Detect Errors in TANF ACF-209 Reports (Department of Workforce Services)</p> <p>Status: Not Corrected</p> <p>Reasons for Recurrence: The State Fiscal Year 2021 single audit management letter was issued to the department on June 7, 2022 leaving little time for corrective action between the report date and the end of the fiscal year.</p> <p>Partial Corrective Action Taken: Two of the items identified in ACF-209 Q1 test work were identified by the department as a report coding issue and corrected as of June 15, 2021.</p> |

SUMMARY SCHEDULE OF PRIOR AUDIT FINDINGS

For years prior to the year ended June 30, 2022

Status as of June 30, 2022

U.S. DEPARTMENT OF HEALTH AND HUMAN SERVICES

| Finding | Initial Year | Status of Findings and Questioned Costs |
|----------|--------------|---|
| | | <p>Corrective Action Planned: On July 18, 2022 program staff received training and the program manger began a second set of eyes review of the report prior to report submission. All data discrepancies continue to be reviewed with MIS reporting staff to identify fixes and correct coding errors.</p> <p>Contact Person: Elizabeth Carver, Workforce Development Division Director, 801-514-1017</p> <p>Anticipated Completion Date: August 31, 2022</p> |
| 2021-008 | 2020 | <p>Finding: Leave and Fringe Benefits Charged to Disproportionately to Federal Activities (Department of Health and Human Services)</p> <p>Questioned Costs: \$8,406. The Department of Health and Human Services has not received a management decision regarding the questioned costs.</p> <p>Corrective Action Planned: Implemented – corrective action taken.</p> |
| 2021-009 | 2018 | <p>Finding: Subawards for SSBG & MHBG Not Included in FFATA Reports (Department of Health and Human Services)</p> <p>Status: Not corrected.</p> <p>Corrective Action Planned: The Department was not using correct information for the MHBG FAIN for FFATA. With this correction, FFATA information is able to be entered for MHBG and will be entered for SFY23 for MHBG. The anticipated correction date is still October 2022. The identified SSBG award information has been reported for FFATA purposes. MHBG reporting is contingent on the federal government. Follow-up has occurred to assist with FFATA reporting.</p> <p>Contact Person: Mark Meier, Financial Manager, 385-262-5105</p> <p>Anticipated Completion Date: October 2022</p> |
| 2021-010 | 2021 | <p>Finding: Incorrect Benefit Rate Calculation and Personnel Charges to PRF Program (University of Utah)</p> <p>Questioned Costs: \$2,741,379.</p> <p>Status: Implemented – corrective action taken. The department has not received a management decision regarding the questioned costs.</p> |

SUMMARY SCHEDULE OF PRIOR AUDIT FINDINGS

For years prior to the year ended June 30, 2022

Status as of June 30, 2022

U.S. DEPARTMENT OF HEALTH AND HUMAN SERVICES

| Finding | Initial Year | Status of Findings and Questioned Costs |
|----------|--------------|---|
| 2021-011 | 2021 | <p>Finding: Overstatement of Expenditures in the PRF Report (University of Utah)</p> <p>Status: Implemented – corrective action taken</p> |
| 2021-012 | 2021 | <p>Finding: Transactions Charged Twice to PRF Program (University of Utah)</p> <p>Questioned Costs: \$1,484</p> <p>Status: Implemented – corrective action taken</p> |

SUMMARY SCHEDULE OF PRIOR AUDIT FINDINGS

For years prior to the year ended June 30, 2022

Status as of June 30, 2022

U.S. DEPARTMENT OF HOMELAND SECURITY

| Finding | Initial Year | Status of Findings and Questioned Costs |
|----------|--------------|--|
| 2021-013 | 2021 | <p>Finding: Absence of Monitoring Federal Funding Accountability and Transparency Act (FFATA) Reporting Resulted in Noncompliance (Department of Public Safety)</p> <p>Status: Not corrected</p> <p>Reasons for Recurrence: The Division of Emergency Management’s Federal Grants SOP has not been finalized to address controls for FFATA reporting.</p> <p>Corrective Action Planned: DPS/DEM plans to produce and implement an admin plan for federal awards to encompass all federal awards managed by the division. This plan will include an SOP for FFATA review and reporting. The Finance Manager will register for the FFATA submissions website and be responsible for submitting FFATA information as outlined in the upcoming Admin Plan. By implementing an SOP within our admin plan, we will ensure a control is in place and that the process for monitoring and meeting the requirement is clearly identified in perpetuity.</p> <p>Contact Person: Tanner Patterson, Financial Manager, Department of Public Safety, tpatterson@utah.gov Anticipated Completion Date: June 30, 2023</p> |

SUMMARY SCHEDULE OF PRIOR AUDIT FINDINGS

For years prior to the year ended June 30, 2022

Status as of June 30, 2022

U.S. DEPARTMENT OF HOUSING AND URBAN DEVELOPMENT

| Finding | Initial Year | Status of Findings and Questioned Costs |
|----------|--------------|---|
| 2020-016 | 2020 | <p>Finding: Unallowable HOME Loan Write-Off and Other Improper Accounting Errors (Department of Workforce Services)</p> <p>Status: Implemented - Corrective Action Taken</p> |
| 2021-014 | 2021 | <p>Finding: HOME Subrecipient Monitoring Not Performed (Department of Workforce Services)</p> <p>Status: Implemented - corrective action taken</p> |
| 2021-015 | 2021 | <p>Finding: HOME Eligibility Determinations and Housing Quality Inspections Not Performed (Department of Workforce Services)</p> <p>Status: Implemented - corrective action taken</p> |

SUMMARY SCHEDULE OF PRIOR AUDIT FINDINGS

For years prior to the year ended June 30, 2022

Status as of June 30, 2022

U.S. DEPARTMENT OF JUSTICE

| Finding | Initial Year | Status of Findings and Questioned Costs |
|----------|--------------|---|
| 2020-018 | 2020 | <p>Finding: Oversight of Federal Programs Should Be Strengthened (Commission on Criminal and Juvenile Justice)</p> <p>Status: Partially Corrected</p> <p>Reasons for Recurrence: UOVC worked on various aspects of the findings. Due to employee turnover, lack of understanding and lack of detailed monitoring this finding continued into 2022.</p> <p>Partial Corrective Action Taken: UOVC has been writing, implementing, and revising policies and procedures to establish and maintain effective internal controls. Procedures have been established to ensure compliance with Federal Statutes and Regulations with Grant Awards. UOVC has implemented processes to monitor their internal compliance which includes reviews and policies. UOVC worked with auditors to understand the audit findings to take action which will reduce/eliminate repeat findings. UOVC hired an accountant in June 2022 to provide additional oversight.</p> <p>Corrective Action Planned: UOVC will continue to write and revise policy to ensure compliance and improve oversight of federal programs. UOVC management will meet to update the policy and procedure manual with insight from new financial manager of federal grants.</p> <p>Contact Person: Gary Scheller, UOVC Director, 801-277-9375 Mark Petersen, UOVC Financial Manager II, 801-793-8264 Wendy Winder, UOVC Auditor III, 385-228-7825</p> <p>Anticipated Completion Date: December 31, 2022</p> |
| 2020-019 | 2018 | <p>Finding: UOVC Does Not Monitor Grant Expenditures to Ensure Spending in the Proper Period (Commission on Criminal and Juvenile Justice)</p> <p>Status: Partially Corrected</p> <p>Reasons for Recurrence: Still developing a process that will satisfy the desired outcome.</p> <p>Partial Corrective Action Taken: Program or activity codes are attached to each payment to identify federal or state funding. This helps assign the payments to separate award years and we track to ensure we don't overspend or charge outside the grant period. Budgets are set up in FINET per grant and subgrantees to enhance internal controls.</p> |

SUMMARY SCHEDULE OF PRIOR AUDIT FINDINGS

For years prior to the year ended June 30, 2022

Status as of June 30, 2022

U.S. DEPARTMENT OF JUSTICE

| Finding | Initial Year | Status of Findings and Questioned Costs |
|----------|--------------|--|
| | | <p>Corrective Action Planned: Review current processes and revise as needed to produce desired outcome.</p> <p>Contact Person: Gary Scheller, UOVC Director, 801-227-9375 Mark Petersen, UOVC Financial Manager II, 801-793-8264 Connie Wettlaufer, UOVC Admin Asst./Drawdown Specialist, 801-238-2371 Melanie Scarlet, UOVC Asst. Director, Reparations Program Manager, 801-238-2364 Anticipated Completion Date: June 30, 2023</p> |
| 2020-020 | 2018 | <p>Finding: Crime Victim Reparations Determined and Paid without Independent Review (Commission on Criminal and Juvenile Justice)</p> <p>Status: Partially Corrected and is no longer considered to be a significant deficiency.</p> <p>Reasons for Recurrence: Some prior actions were completed; however, the new database is still not live.</p> <p>Partial Corrective Action Taken: <i>Review Procedures:</i></p> <ol style="list-style-type: none"> 1. Monthly Reparation Leads will audit 10% of their team’s decisions. In addition, they will also cross audit each other. <ol style="list-style-type: none"> a. Run a report of decisions for the prior month and randomly select 10% to review. b. Review decision against audit checklist. c. Note that the claim was reviewed and the finding. d. Any questionable finding should be staffed with the Program Manager. 2. UOVC Accounting Technician reviews every payment against “audit checklist” prior to entering payment into FINET. Accounting Technician also reviews 10% of all payments for accuracy monthly. <p><i>Procedure for exceeding \$25,000 on a claim:</i></p> <ol style="list-style-type: none"> 1. The Claims Analyst must notify the Program Manager when a payment is the first to exceed \$25,000 on a claim. 2. The Program Manager will review to verify that the payment is in compliance with Statute and Rule and that the claim is appropriately documented. 3. The Program Manager will note the payment and claim have been reviewed and whether the Claims Analyst may make the payment. This review will only be for the first payment to exceed \$25,000. <p>Corrective Action Planned: <i>These procedures will be updated when the new database is live. Some</i></p> |

SUMMARY SCHEDULE OF PRIOR AUDIT FINDINGS

For years prior to the year ended June 30, 2022

Status as of June 30, 2022

U.S. DEPARTMENT OF JUSTICE

| Finding | Initial Year | Status of Findings and Questioned Costs |
|----------|--------------|--|
| | | <p><i>things to come in the database will include:</i></p> <ol style="list-style-type: none"> 1. A block for payments exceeding \$25,000 if the crime type listed does not qualify for more than \$25,000. 2. A box that will date and time stamp a claim with the name of the person who reviewed a payment or approval decision. 3. The ability for UOVC to pull data to audit without relying on DTS. <p>Contact Person: Gary Scheller, UOVC Director, 801-227-9375 Mark Petersen, UOVC Financial Manager II, 801-793-8264 Melanie Scarlet, UOVC Asst. Director, Reparations Program Manager, 801-238-2364</p> <p>Anticipated Completion Date: New Database – anticipated to be fully functioning by February 28, 2023.</p> |
| 2020-021 | 2020 | <p>Finding: Administrative Expenditures Exceeded the Allowable 5% Threshold (Commission on Criminal and Juvenile Justice)</p> <p>Status: Implemented – corrective action taken</p> |
| 2020-022 | 2018 | <p>Finding: Claims Management System Unable to Provide Accurate Performance Report Data (Commission on Criminal and Juvenile Justice)</p> <p>Status: Partially Corrected</p> <p>Reasons for Recurrence: UOVC is still waiting on DTS to finish the new database.</p> <p>Partial Corrective Action Taken: UOVC applied for and received a federal grant to develop a new database to address this finding and other internal issues. UOVC has committed additional funding as needed for this project.</p> <p>Corrective Action Planned: UOVC continues to work with DTS and checks on the progress each month.</p> <p>Contact Person: Gary Scheller, UOVC Director, 801-227-9375 Melanie Scarlet, UOVC Asst. Director, Reparations Program Manager, 801-238-2364 Mark Petersen, UOVC Financial Manager II, 801-793-8264</p> <p>Anticipated Completion Date: February 28, 2023</p> |

SUMMARY SCHEDULE OF PRIOR AUDIT FINDINGS

For years prior to the year ended June 30, 2022

Status as of June 30, 2022

U.S. DEPARTMENT OF JUSTICE

| Finding | Initial Year | Status of Findings and Questioned Costs |
|----------|--------------|--|
| 2020-023 | 2019 | <p>Finding: Design of Subrecipient Monitoring Procedures Does Not Ensure Compliance with Federal Regulations (Commission on Criminal and Juvenile Justice)</p> <p>Status: Partially Corrected and is no longer considered to be a significant deficiency.</p> <p>Reasons for Recurrence: UOVC is still working on establishing adequate internal controls. A review process for the UOVC auditor(s) that monitor subrecipients is not fully developed.</p> <p>Partial Corrective Action Taken:</p> <ul style="list-style-type: none"> • <i>Communication of Key Federal Award Information:</i> Grant staff was trained on relevant policy and procedure. • <i>Risk Assessment at Subrecipient Level:</i> Updated the subrecipient risk assessment as well as policies and procedures to determine the appropriate monitoring for the subaward (including expanding the risk assessment policies and procedures to identify the appropriate levels of monitoring for each risk level). • <i>Desk and On-Site Reviews:</i> Finalized and implemented some policies and procedures regarding independent review of desk and on-site monitoring efforts. • <i>Review of Subrecipient Single Audits:</i> Finalized and implemented some policies and procedures regarding review of subrecipient single audits to ensure review of the single audit within the prescribed window. • UOVC auditors have developed an Audit Review Checklist to document key elements and results which is good but needs revised some. <p>Corrective Action Planned: UOVC will continue to work on internal controls and view various policy and procedure as it relates to subrecipient monitoring. UOVC will amend the Checklist and determine how to document the review so the auditors know it is being monitored and to ensure compliance with federal regulations.</p> <p>Contact Person: Gary Scheller, UOVC Director, 801-227-9375 Tallie Viteri, UOVC Asst. Director, Assistance Grants Program Mgr., 801-297-2620 Mark Petersen, UOVC Financial Manager II, 801-793-8264 Wendy Winder, UOVC Auditor III, 385-228-7825</p> <p>Anticipated Completion Date: June 30, 2023</p> |
| 2020-024 | 2017 | <p>Finding: Federal Cash Draws Calculated Using Employee-Prepared Spreadsheet Instead of General Ledger (Commission on Criminal and Juvenile Justice)</p> <p>Status: Partially Corrected and is no longer considered to be a significant deficiency.</p> |

SUMMARY SCHEDULE OF PRIOR AUDIT FINDINGS

For years prior to the year ended June 30, 2022

Status as of June 30, 2022

U.S. DEPARTMENT OF JUSTICE

| Finding | Initial Year | Status of Findings and Questioned Costs |
|----------|--------------|--|
| | | <p>Reasons for Recurrence: UOVC used spreadsheets as a tool for their work. The spreadsheets were not reconciled with FINET to ensure the data was accurate.</p> <p>Partial Corrective Action Taken: FINET reports are run for each Grant - Federal cash draw. The reports are reconciled using spreadsheets to verify accuracy and ensure data is correct. FINET Reports are reviewed for allowability of expenditures by grant managers and approved if they are accurate. The Financial Manager provides a second review of the FINET records. Those approved amounts are sent to a staff member to “Draw” the specified amount from the specified grant. The Finance Manager reviews FINET for Receivables and Cash Receipts to verify draw amounts post correctly.</p> <p>Corrective Action Planned: UOVC will work on a more consistent schedule for pulling reports and initiating the draw requests. UOVC will update and revise the policy and procedures manual to help ensure compliance.</p> <p>Contact Person: Gary Scheller, UOVC Director, 801-227-9375 Tallie Viteri, UOVC Asst. Director, Assistance Grants Program Mgr., 801-297-2620 Mark Petersen, UOVC Financial Manager II, 801-793-8264 Connie Wettlaufer, UOVC Admin Asst./Drawdown Specialist, 801-238-2371</p> <p>Anticipated Completion Date: December 31,2022</p> |
| 2020-025 | 2017 | <p>Finding: Subrecipient-Reported Information Not Adequately Verified (Commission on Criminal and Juvenile Justice)</p> <p>Status: Partially Corrected</p> <p>Reasons for Recurrence: The guidance and recommendations from the state and federal entities are in conflict with one another.</p> <p>Partial Corrective Action Taken: UOVC has received extensive consultation from the federal funding entity regarding this finding and has provided draft policy and procedures to the federal funding entity for their review. The federal funding entity has provided written guidance and acceptance of UOVC’s policies and procedures regarding this finding.</p> <p>Corrective Action Planned: UOVC will continue to work to resolve differences between the state and federal entities.</p> |

SUMMARY SCHEDULE OF PRIOR AUDIT FINDINGS

For years prior to the year ended June 30, 2022

Status as of June 30, 2022

U.S. DEPARTMENT OF JUSTICE

| Finding | Initial Year | Status of Findings and Questioned Costs |
|----------|--------------|--|
| | | <p>Contact Person: Gary Scheller, UOVC Director, 801-227-9375 Tallie Viteri, UOVC Asst. Director, Assistance Grants Program Mgr., 801-297-2620 Mark Petersen, UOVC Financial Manager II, 801-793-8264 Anticipated Completion Date: June 30, 2023</p> |
| 2020-026 | 2020 | <p>Finding: Grant Expenditures Recorded Outside the Allowable Spending Period (Commission on Criminal and Juvenile Justice)</p> <p>Status: Implemented – corrective action taken</p> |
| 2020-027 | 2020 | <p>Finding: Quarterly Financial Report Did Not Agree to Accounting System (Commission on Criminal and Juvenile Justice)</p> <p>Status: Partially corrected—repeat finding in current fiscal year, see finding 2022-017.</p> <p>Reasons for Recurrence: The standalone spreadsheet was still used to prepare SF-425 reports as it contained other information not stored or recorded in FINET.</p> <p>Partial Corrective Action Taken: The standalone spreadsheet is kept on the state servers in a shared directory. FINET data is reconciled to a spreadsheet as a tool to ensure accuracy. UOVC tracks and reports sub-recipient match from UOVC’s Utah Grant Management System, since that is where sub-recipient match data is recorded. However, to further ensure the accuracy of recording and reporting of recipient match on line 10j for the federal financial report, the information is reconciled and verified that sub recipient match is properly recorded in the Utah Grants Management system. Any and all information reported in and available in FINET shall be used in the completion of all financial records.</p> <p>Corrective Action Planned: UOVC will review the SF-425 report and ensure all data available from FINET is used in preparation of that report. Data not available or obtainable from FINET that is required on the SF-425 will be computed from reconciled FINET data and the Grant Management System.</p> <p>Contact Person: Gary Scheller, UOVC Director, 801-227-9375 Mark Petersen, UOVC Financial Manager II, 801-793-8264 Tallie Viteri, UOVC Asst. Director, Assistance Grants Program Mgr., 801-297-2620 Anticipated Completion Date: January 31, 2023</p> |

SUMMARY SCHEDULE OF PRIOR AUDIT FINDINGS

For years prior to the year ended June 30, 2021

Status as of June 30, 2021

U.S. DEPARTMENT OF LABOR

| Finding | Initial Year | Status of Findings and Questioned Costs |
|----------|--------------|--|
| 2020-028 | 2020 | <p>Finding: Mandatory Benefit Overpayment Detection Matches Not Performed for Pandemic Unemployment Assistance (Department of Workforce Services)</p> <p>Status: Implemented - corrective action taken</p> |
| 2020-029 | 2020 | <p>Finding: Incorrect Calculation of Pandemic Unemployment Assistance Benefits Results in Overpayment (Department of Workforce Services)</p> <p>Status: Implemented - corrective action taken</p> |

SUMMARY SCHEDULE OF PRIOR AUDIT FINDINGS

For years prior to the year ended June 30, 2022

Status as of June 30, 2022

U.S. DEPARTMENT OF THE TREASURY

| Finding | Initial Year | Status of Findings and Questioned Costs |
|----------|--------------|---|
| 2021-004 | 2021 | <p>Finding: GOPB’s Oversight of Federal Pandemic Programs Should Be Strengthened (Governor’s Office of Planning and Budget)</p> <p>Status: Implemented - corrective action was taken</p> |
| 2021-016 | 2021 | <p>Finding: Missing Documentation for Emergency Rental Assistance Payments (Department of Workforce Services)</p> <p>Questioned Costs: \$1,000.</p> <p>Status: Repeated in the current fiscal year, see finding 2022-019</p> <p>Reasons for Recurrence: Corrective action was taken as noted in the department’s response to the prior year finding; however, the current year audit has found similar errors. Part of the prior year corrective action plan was to move application processing from local agency partners to DWS. This gave the department greater control over hiring, training and work flow, but also created the need to train and develop new staff. As newer staff continue to receive training and support, we expect that errors will decrease.</p> <p>Partial Corrective Action Taken: As noted above, processing of ERA tenant applications was moved from local agency partners to DWS as of January 1, 2022. This provided the department with greater control over the hiring, training, and the work flow of processing applications. Significant system enhancements have also been made to the ERA online portal. Additionally, a more robust quality control check of processed applications has been created. Five quality control auditors have been trained and follow a checklist to ensure accuracy of approvals and denials. Part of the quality control checklist is to provide accuracy reports on a monthly basis to identify trends of the ERA processors and address any concerns in a timely manner.</p> <p>Corrective Action Planned: The department will continue to provide training and support to ERA workers. The quality control team will continue to review applications and provide timely communication to workers of items that need correction. This process is intended to ensure that applications are processed correctly and develop worker knowledge and skills.</p> <p>Contact Person: Mike Murdock, Program Manager, 801-702-9137 Anticipated Completion Date: July 1, 2022</p> |

SUMMARY SCHEDULE OF PRIOR AUDIT FINDINGS

For years prior to the year ended June 30, 2022

Status as of June 30, 2022

U.S. DEPARTMENT OF THE TREASURY

| Finding | Initial Year | Status of Findings and Questioned Costs |
|----------|--------------|---|
| 2021-017 | 2021 | <p>Finding: GOPB’s Oversight of Federal Pandemic Programs Should Be Strengthened (Governor’s Office of Planning and Budget)</p> <p>Status: Implemented - corrective action was taken.</p> |
| 2021-018 | 2021 | <p>Finding: State Coronavirus Relief Fund Monitoring Activities Not Occurring (Governor’s Office of Planning and Budget)</p> <p>Questioned Costs: \$16,998,600</p> <p>Status: Partially corrected.</p> <p>Reasons for Recurrence: Not implemented the majority of the fiscal year due to the timing of the completion of the 2020 and 2021 single audits. Corrective action implemented June 30, 2022.</p> <p>Partial Corrective Action Taken: Corrective action fully implemented June 30, 2022.</p> <p>Corrective Action Planned: Corrective action fully implemented June 30, 2022.</p> <p>Contact Person: Duncan Evans, Managing Director of Budget & Operations, 801-538-1592</p> <p>Anticipated Completion Date: June 30, 2022</p> |
| 2021-019 | 2021 | <p>Finding: Improper Spending and Monitoring of Coronavirus Relief Fund Activity by GOPB and UETN (Governor’s Office of Planning and Budget)</p> <p>Questioned Costs: \$676,604</p> <p>Status: Partially corrected—repeat finding in current fiscal year, see finding 2022-023</p> <p>Reasons for Recurrence: This audit finding was not issued until July 2022, which did not leave enough time to completely implement the corrective action planned before June 30, 2022.</p> <p>Partial Corrective Action Taken: While the 2022 audit was ongoing, GOPB’s Fiscal Grant Manager had already begun a review of UETN’s documents for the questioned costs.</p> <p>Corrective Action Planned: GOPB’s Fiscal Grant Manager will work with UETN to document that all questioned costs meet eligibility requirements as defined in the final CRF guidance. This documentation will prepare the state for any potential future reviews by the Department of the</p> |

SUMMARY SCHEDULE OF PRIOR AUDIT FINDINGS

For years prior to the year ended June 30, 2022

Status as of June 30, 2022

U.S. DEPARTMENT OF THE TREASURY

| Finding | Initial Year | Status of Findings and Questioned Costs |
|----------|--------------|--|
| | | <p>Treasury. Any costs that GOPB determines to be ineligible after following its review process will be subject to GOPB’s remedies for non-compliance.</p> <p>Contact Person: Duncan Evans, Managing Director of Budget & Operations, 801-538-1592</p> <p>Anticipated Completion Date: September 30, 2022</p> |
| 2021-020 | 2021 | <p>Finding: Underlying Accounting Data Does Not Support Coronavirus Relief Fund Quarterly Reports(Governor’s Office of Planning and Budget)</p> <p>Status: Partially corrected—repeat finding in current fiscal year, see finding 2022-024</p> <p>Reasons for Recurrence: This audit finding was not issued until July 2022, which did not leave enough time to completely implement the corrective action planned before June 30, 2022.</p> <p>Partial Corrective Action Taken: Starting in October 2021, GOPB began reconciling CRF expenditures reported and CRF expenditures reimbursed. Due to the complexity of identifying and reporting adjustments for FEMA reimbursements and limited staff availability for this project, a full reconciliation of the CRF expenditures was not completed prior to June 30, 2022.</p> <p>Corrective Action Planned: GOPB will report all CRF expenditures to the Department of the Treasury by September 30, 2022 and close out the grant by December 31, 2022. GOPB will compile a master CRF expenditure file and reconcile all reported CRF expenditures to FINET transactions. The reconciliation will account for original expenditure transactions, CRF expenditures that are booked when agencies are reimbursed for eligible transactions, and FEMA reimbursements for expenditures that were charged to the CRF at some point.</p> <p>Contact Person: Duncan Evans, Managing Director of Budget & Operations, 801-538-1592</p> <p>Anticipated Completion Date: September 30, 2022</p> |
| 2021-021 | 2021 | <p>Finding: Inconsistent Policies and Controls Cause Awarding of Unallowable ARPA Business Catalyst Grants (Governor’s Office of Planning and Budget)</p> <p>Questioned Costs: \$89,435</p> <p>Status: Partially corrected</p> <p>Reasons for Recurrence: This audit finding was not issued until July 2022, which did not leave enough time to completely implement the corrective action planned before June 30, 2022.</p> |

SUMMARY SCHEDULE OF PRIOR AUDIT FINDINGS

For years prior to the year ended June 30, 2022

Status as of June 30, 2022

U.S. DEPARTMENT OF THE TREASURY

| Finding | Initial Year | Status of Findings and Questioned Costs |
|----------|--------------|--|
| | | <p>Partial Corrective Action Taken: GOPB worked with Go Utah to identify the issue leading to the finding and questioned costs and discussed how to refine its process for the future.</p> <p>Corrective Action Planned: Go Utah will continue to: (1) refine procedure documents, (2) train its staff, and (3) conduct internal reviews in order to achieve a higher rate of accuracy of the program requirements set by Go Utah.</p> <p>GOPB will provide additional guidance to Go Utah and other agencies managing APRA funds to ensure they have sufficient internal controls, policies, and procedures in place.</p> <p>GOPB will follow its written policies and procedures, which establishes oversight of state agencies' expenditure and compliance practices of ARPA funds.</p> <p>Contact Person: Duncan Evans, Managing Director of Budget & Operations, 801-538-1592 Anticipated Completion Date: September 30, 2022</p> |
| 2021-022 | 2021 | <p>Finding: Go Utah Did Not Verify Suspension and Debarment for Small Business Grants (Governor's Office of Planning and Budget)</p> <p>Status: Partially corrected—repeat finding in current fiscal year, see finding 2022-022</p> <p>Reasons for Recurrence: This audit finding was not issued until July 2022, which did not leave enough time to completely implement the corrective action planned before June 30, 2022.</p> <p>Partial Corrective Action Taken: Prior to the release of these audit findings, Go Utah checked all small business catalyst grant recipients against the suspension and debarment list. Based on that search, none of the small businesses are suspended or disbarred.</p> <p>Corrective Action Planned: In May 2022, Go Utah checked all small business catalyst grant recipients against the suspension and debarment list. Based on that search none of the small businesses are suspended or disbarred.</p> <p>Go Utah will check the federal debarment list for potential disqualification of grantees prior to disbursement of funds for future federal grant programs.</p> |

SUMMARY SCHEDULE OF PRIOR AUDIT FINDINGS

For years prior to the year ended June 30, 2022

Status as of June 30, 2022

U.S. DEPARTMENT OF THE TREASURY

| Finding | Initial Year | Status of Findings and Questioned Costs |
|----------|--------------|--|
| | | <p>GOPB will continue sending out supplemental compliance, reporting, and tracking information to state agencies when necessary, including a reminder that agencies are required to review each recipient of ARPA funds for suspension and debarment.</p> <p>GOPB will monitor the policies and procedures that agencies have in place as they distribute funding to subrecipients and beneficiaries.</p> <p>Contact Person: Duncan Evans, Managing Director of Budget & Operations, 801-538-1592</p> <p>Anticipated Completion Date: September 30, 2022</p> |
| 2020-031 | 2020 | <p>Finding: Weaknesses in Monitoring of Local Governments' Coronavirus Relief Fund Activity (Governor's Office of Planning and Budget)</p> <p>Questioned Costs: \$14,415,392</p> <p>Status: Implemented - corrective action was taken. The department has not received a management decision regarding the questioned costs.</p> |
| 2020-032 | 2020 | <p>Finding: Weaknesses in Monitoring of Local Governments' Coronavirus Relief Fund Activity (Governor's Office of Planning and Budget)</p> <p>Questioned Costs: \$14,800</p> <p>Status: Implemented - corrective action was taken. The department has not received a management decision regarding the questioned costs.</p> |

SUMMARY SCHEDULE OF PRIOR AUDIT FINDINGS

For years prior to the year ended June 30, 2022

Status as of June 30, 2022

U.S. ENVIRONMENTAL PROTECTION AGENCY

| Finding | Initial Year | Status of Findings and Questioned Costs |
|----------|--------------|--|
| 2020-033 | 2020 | <p>Finding: Inadequate Controls Over and Noncompliance with Subrecipient Monitoring Requirements (Department of Environmental Quality)</p> <p>Status: Implemented - corrective action taken</p> |
| 2020-034 | 2020 | <p>Finding: Lack of Control Over Suspension and Debarment (Department of Environmental Quality)</p> <p>Status: Implemented - corrective action taken</p> |
| 2020-035 | 2020 | <p>Finding: Incorrect Sub-Recipient and Contractor (Department of Environmental Quality)</p> <p>Status: Implemented - corrective action taken</p> |
| 2021-023 | 2021 | <p>Finding: Indirect Cost Transfer Report Not Reviewed (Department of Environmental Quality)</p> <p>Status: Implemented - corrective action taken</p> |
| 2021-024 | 2021 | <p>Finding: Improper Treatment and Allocation of Direct Costs (Department of Environmental Quality)</p> <p>Questioned Costs: \$32,888</p> <p>Status: Implemented - corrective action taken. The department has not received a management decision regarding the questioned costs.</p> |

SUMMARY SCHEDULE OF PRIOR AUDIT FINDINGS

For years prior to the year ended June 30, 2022

Status as of June 30, 2022

GENERAL FINDINGS

| Finding | Initial Year | Status of Findings and Questioned Costs |
|-----------------------|--------------|--|
| 2019-002 | 2019 | <p>Finding: Lack of Separation of Duties within HRIS (Department of Government Operations – Division of Human Resource Management)</p> <p>Status: Implemented – corrective action taken.</p> |
| 2019-027 | 2019 | <p>Finding: Errors in Random Moment Time Strike (RMTS) Study (Department of Workforce Services)</p> <p>Status: Implemented - Corrective Action Taken</p> |
| 2020-003, 2020-040 | 2020 | <p>Finding: Oversight of Federal Programs Administered in the HCD and ASD Divisions Should be Strengthened (Department of Workforce Services)</p> <p>Status: Implemented - Corrective Action Taken</p> |
| 2020-041 | 2020 | <p>Finding: Cost Allocation Plan Implementation Errors (Department of Workforce Services)</p> <p>Status: Implemented - Corrective Action Taken</p> |
| 2021-001 | 2020 | <p>Finding: Errors in Preparation Process in Financial Reporting (Department of Government Operations)</p> <p>Status: Partially Corrected – repeated in current fiscal year, see finding 2022-002</p> <p>Reasons for Recurrence: Change in UDOT accounting staff who prepare schedules relied upon for ACFR preparation and a change in recording and reporting pooled cash and investments.</p> <p>Partial Corrective Action Taken: Processes and training related to the Annual Comprehensive Financial Report have been updated and are being implemented during the preparation of the Fiscal Year 2022 report.</p> <p>Corrective Action Planned: The Division of Finance continues to work to identify training opportunities for statewide accounting staff and review financial reporting procedures to insure they meet the current reporting requirements, circumstances, and deadlines. State finance staff will review in more detail all schedules prepared by other agencies and relied upon for ACFR preparation.</p> |

SUMMARY SCHEDULE OF PRIOR AUDIT FINDINGS

For years prior to the year ended June 30, 2022

Status as of June 30, 2022

GENERAL FINDINGS

| Finding | Initial Year | Status of Findings and Questioned Costs |
|----------|--------------|--|
| | | <p>Contact Person: Patricia Nelson, Assistant State Comptroller, State Division of Finance, patriciarnelson@utah.gov Anticipated Completion Date: June 30, 2023</p> |
| 2021-002 | 2021 | <p>Finding: Improper Capitalization and Transfer of Assets (Department of Government Operations)</p> <p>Status: Partially Corrected – repeated in current fiscal year related to UDOT, see finding 2022-001</p> <p>Reasons for Recurrence: Change in UDOT accounting staff who prepare schedules relied upon for ACFR preparation.</p> <p>Partial Corrective Action Taken: State Finance staff reviewed in detail capitalization schedules prepared by DFCM.</p> <p>Corrective Action Planned: The Division of Finance continues to work to identify training opportunities for statewide accounting staff and review financial reporting procedures to insure they meet the current reporting requirements, circumstances, and deadlines. State finance staff will review in more detail all schedules prepared by other agencies and relied upon for ACFR preparation.</p> <p>Contact Person: Patricia Nelson, Assistant State Comptroller, State Division of Finance, patriciarnelson@utah.gov Anticipated Completion Date: June 30, 2023</p> |
| 2021-003 | 2020 | <p>Finding: Multiple Corrections Required to Accurately Report Schedule of Expenditures of Federal Awards and Summary Schedule of Prior Year Audit Findings (Department of Government Operations)</p> <p>Status: Implemented – corrective action taken</p> |
| 2021-025 | 2011 | <p>Finding: Working Capital Reserves in Excess of Federal Guidelines (Department of Government Operations)</p> <p>Questioned Costs: Undeterminable <u>Division of Purchasing and General Services</u></p> <p>Status:</p> <ul style="list-style-type: none"> Cooperative Contract Management – Partially Corrected |

SUMMARY SCHEDULE OF PRIOR AUDIT FINDINGS

For years prior to the year ended June 30, 2022

Status as of June 30, 2022

GENERAL FINDINGS

| Finding | Initial Year | Status of Findings and Questioned Costs |
|---------|--------------|---|
| | | <ul style="list-style-type: none"> • Federal Surplus Property – Not Corrected • State Surplus Property – Not Corrected • Print Services – Implemented – Corrective Action Taken <p>Reasons for Recurrence: Cooperative Contract Management - Public entities in Utah rely on the Division of Purchasing and General Services (State Purchasing) to maintain the cooperative contract program to help with public procurement in Utah. The usage of state cooperative contracts by public entities increased dramatically this past year resulting in a corresponding increase in the collection of administrative fees. State Purchasing still continues to decrease the administrative fees on state cooperative contracts as each contract expires and is rebid. This is a slow process since State Purchasing has nearly 1,200 cooperative contracts that expire only every five years and are then rebid. Although State Purchasing is allowed under law to collect up to a 1.0% administrative fee on each cooperative contract, currently, the average administrative fee is 0.43 %.</p> <p>Federal and State Surplus Property – Surplus Property anticipates relocating by the end of fiscal year 2023 with the completion of the new Utah State Prison. At that time, Federal and State Surplus will use excess reserve funds to move and furnish the new location.</p> <p>Partial Corrective Action Taken: Cooperative Contract Management – State Purchasing is working on requesting the Utah Legislature to appropriate out a portion of excess reserves in the Cooperative Contract Management fund in fiscal year 2023. The calculation of the federal portion of this transfer out will be submitted to Cost Allocation Services for review and approval when this transfer is complete.</p> <p>Corrective Action Planned: Planned corrective action is described in the current year’s Corrective Action Plan in finding 2022-027.</p> <p>Contact Persons: Windy Aphayrath, Director of Purchasing & General Services, waphayrath@utah.gov</p> <p>Anticipated Completion Date: June 30, 2023</p> <p><u>Division of Risk Management</u></p> <p>Status: Workers Compensation Fund – Partially Corrected</p> <p>Reasons for Recurrence:</p> |

SUMMARY SCHEDULE OF PRIOR AUDIT FINDINGS

For years prior to the year ended June 30, 2022

Status as of June 30, 2022

GENERAL FINDINGS

| Finding | Initial Year | Status of Findings and Questioned Costs |
|---------|--------------|---|
| | | <p>The insurance premiums the Division of Risk Management (Division) paid to their workers compensation insurance provider decreased below expected levels.</p> <p>Partial Corrective Action Taken: The Division has requested legislative approval for a \$2.5 million transfer out of the Workers Compensation Fund in fiscal year 2023 or 2024.</p> <p>Corrective Action Planned: Planned corrective action is described in the current year’s Corrective Action Plan in finding 2022-027.</p> <p>Contact Person: Brian Nelson, Director, Division of Risk Management, benelson@utah.gov Anticipated Completion Date: June 30, 2023</p> <p><u>Division of Technology Services</u></p> <p>Status:</p> <ul style="list-style-type: none"> • Network Services – Partially Corrected • Printing Services – Partially Corrected • Communication Services – Partially Corrected <p>Reasons for Recurrence: Network Services – Expenses for this service increased from the prior year and this service recorded a net loss, which reduced retained earnings and the excess reserve. This reduction, however, was not large enough to bring this service into compliance. Printing Services – Revenues for this service decreased from the prior year and this service recorded a net loss, which reduced retained earnings and the excess reserve. This reduction, however, was not large enough to bring this service into compliance. Communication Services – Revenues, expenses, and net income for this service all decreased from the prior year. These reductions, however, were not large enough to bring this service into compliance.</p> <p>Partial Corrective Action Taken: Network Services – The partial corrective actions were taken by the Division of Technology Services (DTS) during the fiscal years 2022, 2023, and 2024 rate setting process. DTS set rates for Network Services lower than the estimated costs to provide the service in both fiscal year 2022 and 2023. Network Services retained earnings was reduced by \$283 thousand in fiscal year 2022 and DTS projects Network Services retained earnings will decrease by nearly \$1 million in fiscal year</p> |

SUMMARY SCHEDULE OF PRIOR AUDIT FINDINGS

For years prior to the year ended June 30, 2022

Status as of June 30, 2022

GENERAL FINDINGS

| Finding | Initial Year | Status of Findings and Questioned Costs |
|----------|--------------|--|
| | | <p>2023.</p> <p>Printing Services – DTS has moved their print operations center from Salt Lake City to Taylorsville City. The costs associated with this move included the purchase of two new printers and the addition of two temporary staff. These additional costs helped reduce the retained earnings for this service. In addition, DTS set the print rate to under recover in fiscal year 2022. This reduced Printing Services retained earnings by \$57 thousand. The print rate was also set lower than the estimated costs to provide the service in fiscal year 2023. DTS currently projects Print Services retained earnings will decrease by \$181 thousand in fiscal year 2023.</p> <p>Communication Services – DTS set the rates in Communications Services to under recover in both fiscal year 2022 and fiscal year 2023 in an effort to reduce excess reserves. This service, however, realized savings mainly in long distance services during fiscal year 2022 that partially offset this anticipated reduction. The fiscal year 2024 rate was set to under recover the cost of providing this service by an additional \$425 thousand.</p> <p>Corrective Action Planned: Planned corrective action is described in the current year’s Corrective Action Plan in finding 2022-027.</p> <p>Contact Person: Dan Frei, Finance Director, Division of Technology Services, dfrei@utah.gov Anticipated Completion Date: June 30, 2025</p> |
| 2021-026 | 2011 | <p>Finding: Working Capital Reserves in Excess of Federal Guidelines (Public Employees Health Plans)</p> <p>Questioned Costs: Undeterminable</p> <p>Status: State Medical – Implemented – Corrective Action Taken State Dental – Implemented – Corrective Action Taken Long-term Disability – Not Corrected Medicare Supplement – Not Corrected</p> <p>Reasons for Recurrence: <u>Long-term Disability</u> Projecting claims for this program is difficult due to the many unknown risks associated with administering this program. Thus far, the COVID-19 pandemic did not cause a significant increase in new long-term disability claimants and therefore reserves continued to exceed the federally allowed amounts. Projecting claims is also challenging</p> |

SUMMARY SCHEDULE OF PRIOR AUDIT FINDINGS

For years prior to the year ended June 30, 2022

Status as of June 30, 2022

GENERAL FINDINGS

| Finding | Initial Year | Status of Findings and Questioned Costs |
|---------|--------------|--|
| | | <p>due to the duration of disability can vary from person to person and advances in medical technology and treatment options can result in individuals returning to work sooner than expected. Factors such as demographics, lifestyle, and occupation also play a role in the long-term disability claim experience. Additionally, the number and duration of disability claims can be affected by factors such as the overall health of the population, changes in employment, and labor market conditions. PEHP will continue to study the long-term disability program and the nature of projected claims.</p> <p><u>Medicare Supplement</u> Projecting claims for this program is difficult due to the many unknown risks associated with administering this program. This program is for people age 65 and older. Setting premium rates and projecting Medicare Supplement health care claims involves forecasting a wide range of costs, such as hospital and physician, prescription drugs, and durable medical equipment. Thus far, the COVID-19 pandemic did not increase claim expenses enough to reduce excess reserves below the federal allowed amount of 60 days. PEHP offers a Medicare Part D plan as part of the Medicare Supplement program that provides coverage for a wide range of prescription drugs. Demand and utilization of pharmacy benefits can fluctuate significantly in the Part D program and due to some drop in demand and price of some specialty drugs have caused the increase in reserves within the program. An aging population and advances in medical treatments may lead to an increase in the number of seniors requiring more complex and costly care, but also changes in health care policies, regulation, and reimbursements, and pharmacy costs can also have an impact to reduce health care costs.</p> <p>Corrective Action Planned: Planned corrective action is described in the current year’s Corrective Action Plan in finding 2022-028.</p> <p>Contact Person: Rob Dolphin, PEHP Chief Financial Officer, Rob.Dolphin@urs.org Anticipated Completion Date: June 30, 2025</p> |