

# Student Check-In Survey Report

Spring 2026

In Spring 2026, Utah State University invited students to complete a second check-in survey about how they are feeling, why they chose USU, and what would help leadership better understand their experience. Over 580 students responded to at least one question, representing the student body from Logan, statewide campuses, and online programs.

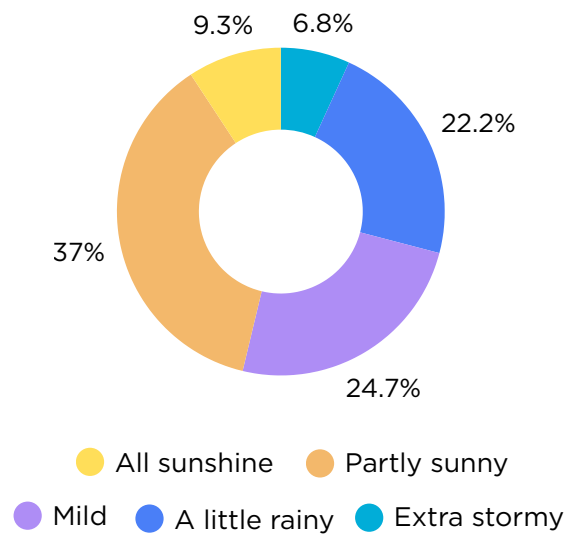
## Key Findings

**83%** of students **feel someone at the institution cares about them.** **↑ 15% from last survey**

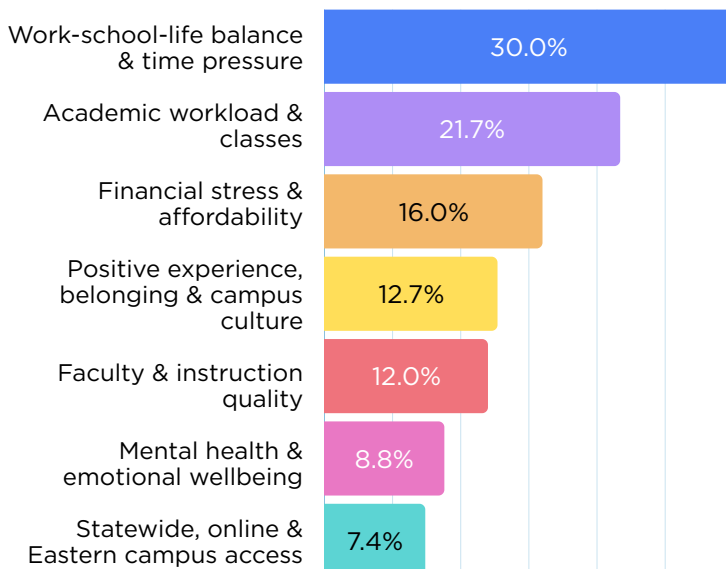
**89%** of students **agree they are treated with respect by people at USU.**

**54%** of open-ended responses **mention stress, pressure, or feeling overwhelmed.**

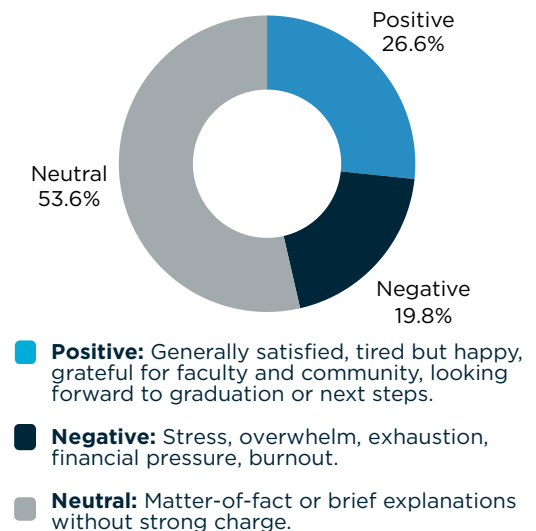
### Q1. How are you feeling?



### Key themes across all open-ended questions

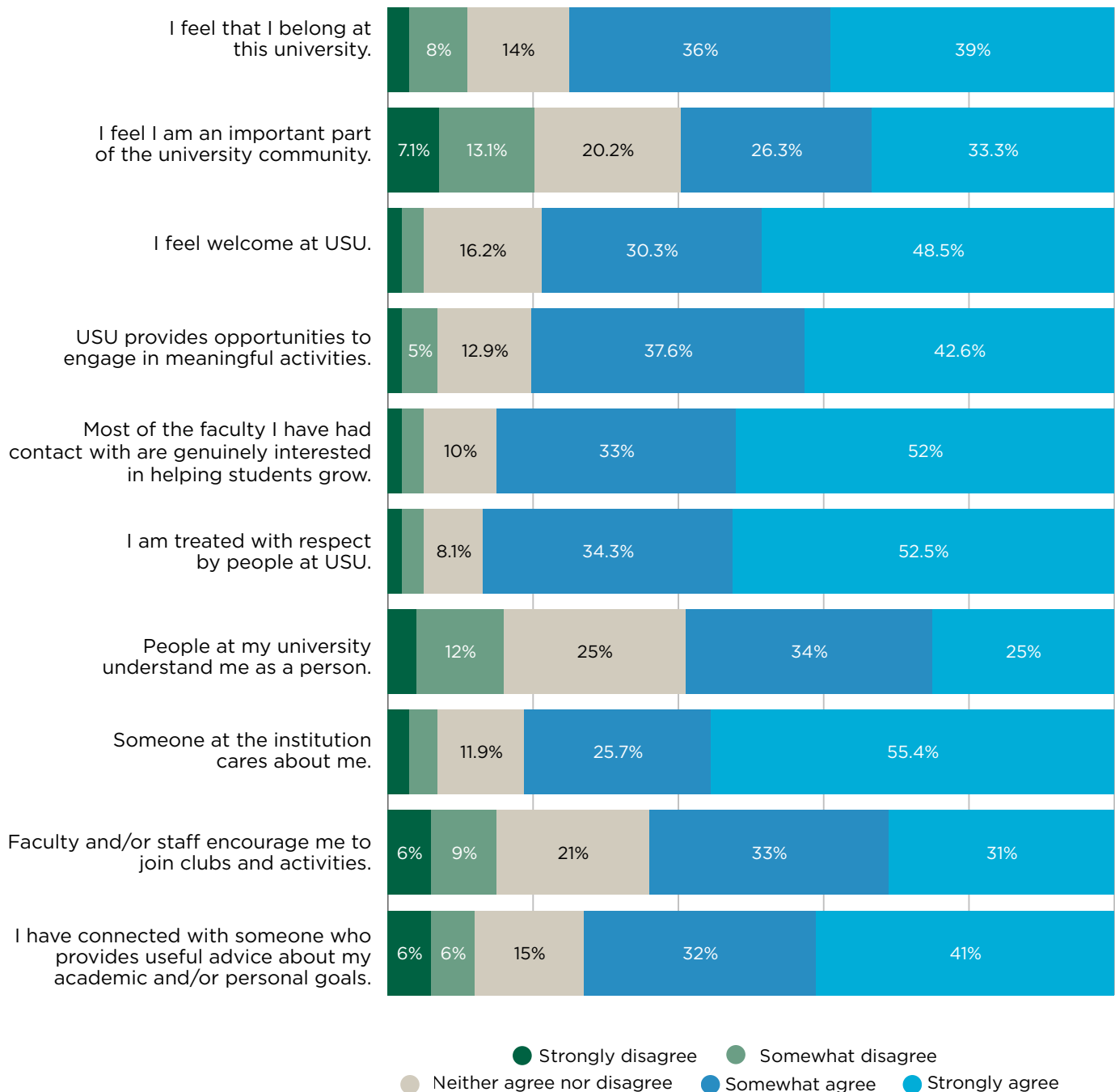


### Q2. Tell us more about why you responded this way.



### Q3. Please tell us how much you AGREE with the following statements.

Students report strong agreement on respect and welcome, with more variation on belonging and personal connection. 87 percent agree they are treated with respect at USU, and 79 percent feel welcome on campus. Belonging scores are positive overall, with 75 percent agreeing they feel they belong. 81 percent feel someone at the institution cares about them, while 59 percent feel people at USU understand them as a person, and 60 percent feel that they are an important part of the university community, indicating that while students feel welcome and respected, a deeper relational connection remains an area of opportunity.



**Q4. Please tell us anything else that would help us better understand your experience, including strengths and areas for improvement at USU.**

Student responses are primarily constructive and improvement-oriented, identifying what works and what needs attention. The tone is mostly neutral with responses sharing the practical concerns students encounter navigating their academic and campus experience.

**Academic workload and classes appear** in 35.1 percent of responses, the dominant theme, with students raising concerns about instruction quality, course organization, and advising, alongside concerns with overall **work-school-life balance**, in 24.2 percent of responses.

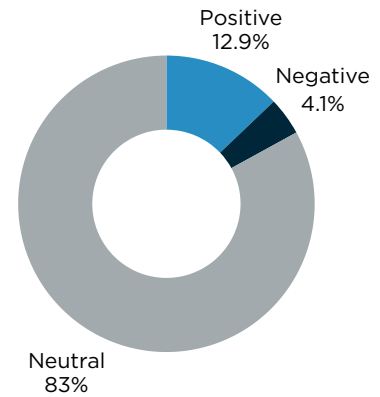
**Positive experience, belonging, and campus culture** appear in 31.4 percent, with students specifically naming faculty, programs, and the Aggie community as strengths.

**Financial stress and affordability** at 22.7 percent, with students raising differential tuition and fee structures as concrete institutional concerns.

**Statewide, online, and Eastern campus access** appear in 17.0 percent, concentrated among distance and satellite students who describe gaps in services and connection relative to Logan.

**Faculty and instruction quality appear** in 16.5 percent, with students asking for more engaged, current, and accessible instruction. A smaller number of responses, 5.2 percent, mention **mental health and wellbeing**.

**Q4 Overall Sentiment**



- **Positive:** Appreciation for faculty, programs, belonging, and the campus environment
- **Negative:** Frustration with differential tuition, course organization, and service gaps for distance students
- **Neutral:** Short or general recommendations

**Q4 Themes and Trends**

