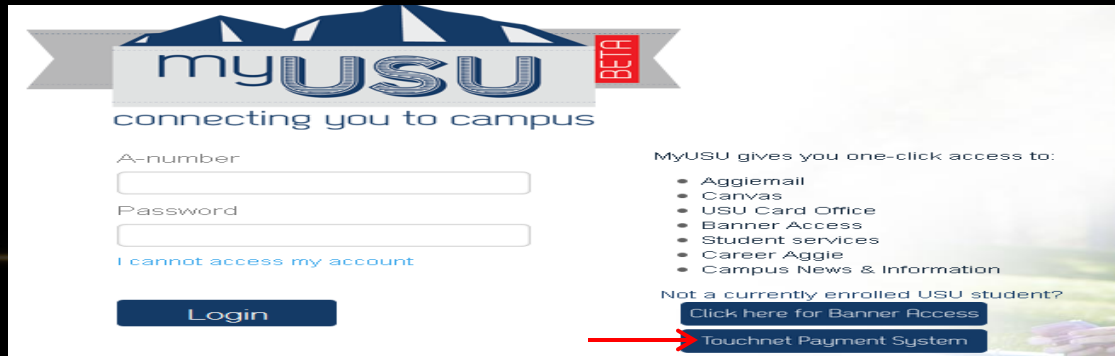


MAKE A PAYMENT ONLINE

Begin at: WWW.USU.EDU/MYUSU

Click **Login to TouchNet (payment system)** located on the bottom left had side of the screen.



myUSU **BETA**
connecting you to campus

A-number

Password

[I cannot access my account](#)

Login

MyUSU gives you one-click access to:

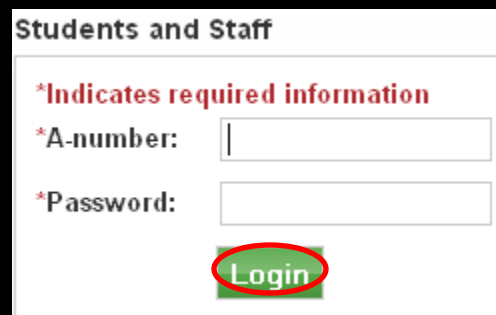
- Agglemail
- Canvas
- USU Card Office
- Banner Access
- Student services
- Career Aggie
- Campus News & Information

Not a currently enrolled USU student?
[Click here for Banner Access](#)
[Touchnet Payment System](#)

Step 1

Log Into Pay Path Using your A-number and strong password as used to log into Access.

Click, **Login Now.**



Students and Staff

*Indicates required information

*A-number:

*Password:

Login

Click “Make a Payment” under “Amount Due” and “Current Balance” to pay charges outside of a payment plan.

My Account

Current Account Status

Amount Due:

[Make a Payment](#) [View Account Activity](#)

Account Payment

Current balance includes activity since your last statement,

Current Balance: \$1,210.00

[▶ Make a Payment](#)

Select the specific term and charges you wish to pay. Click Continue.

Amount	Payment Method	Confirmation	Receipt
Select Payment			
<input type="radio"/> Pay by term:			
<input type="checkbox"/> Fall 2011	\$10.00	\$	<input type="text" value="10.00"/>
<input type="checkbox"/> Spring 2012	\$1,000.00	\$	<input type="text" value="1000.00"/>
<input type="checkbox"/> Spring 2011	\$200.00	\$	<input type="text" value="200.00"/>
<input type="radio"/> Pay by line item:			
(Paid items may appear in this list until payment records are updated.)			
<input type="checkbox"/> Math Placement Test	\$10.00	\$	<input type="text" value="10.00"/>
Continue			
Payment Date:		<input type="text" value="11/10/11"/>	
Memo:		<input type="text"/>	

Select your payment method from the drop down box, Click Select.
Follow the prompts listed.

Select Payment Method

Payment amount: \$200.00

Payment method:

Select Payment Method ▼

Select Payment Method

test

New Electronic Check (checking/savings)

Credit Card via PayPath* PayPath™, a tuition payment service, unless scheduled for a future date.

Electronic Check - Electronic payments require a bank routing number and account number. Payments can be made from a personal checking or savings account. You cannot use corporate checks, i.e. credit cards, home equity, traveler's checks, etc.

To pay by electronic check, enter the information from your personal checking account. Please note the highlighted portion below.

When information is complete, click **Continue**.

(Information required for electronic check payments)

Account Information
***Indicates required fields**

Personal accounts only. No corporate accounts, i.e. credit cards, home equity, traveler's checks, etc.

*Account type:

*Routing number:
([View example](#))

*Account number:

*Confirm account number:

*Name on account:

Option to Save

Save this payment method for future use

Save payment method as:
(e.g. Primary Checking)

Continue **Previous Step** **Cancel**

You have the option to save this payment method for future use.

To pay with Credit Card, select the term (semester) for payment from the drop down box,
Then click **Continue to PayPath**.

My Account **Payments** **Payment Plans** **eBills** **eDeposits**

Account Activity My Profiles Authorized Users

Account Payment

Amount	Payment Method	Confirmation	Receipt
--------	----------------	--------------	---------

Review Details
Please review the transaction details. Clicking Continue will open a new window, where you will complete your transaction.

Payment amount: \$1,149.32

Payment type: Credit Card through PayPath®, a tuition payment service.

By selecting the Continue to PayPath button you are agreeing to the Terms and Conditions .

Continue to PayPath **Previous Step** **Cancel** ←

You will see a reminder of credit cards that are accepted. Click **Continue**.



Welcome to the PayPath Payment Service!

This service allows you to make credit or debit card payments for Utah State University student accounts. A non-refundable PayPath Payment Service fee of 2.75% (minimum \$3.00) will be added to your payment.

Transaction Details

Student ID: A01505436
Term: Summer 2010

PayPath Payment Service accepts MasterCard, American Express, and Discover.



Continue

Cancel

You will be reminded of the 2.75% non-refundable credit card processing fee. Click **Continue**.

1. Amount

2. Card Information

3. Submit

4. Receipt

Payment Amount Information

In addition to the amount paid to Utah State University, a non-refundable PayPath Payment Service fee of 2.75% (minimum \$3.00) will be added to your payment.

Payment amount: (Example: 1234.56)

966.03

Continue

Cancel




Fill in your credit card information.
Please read the note highlighted below and click **Continue**.

PayPath Payment Service

1. Amount → 2. Card Information → 3. Submit → 4. Receipt

Payment Card Information

PayPath Payment Service accepts MasterCard, American Express, and Discover.

***Indicates required fields**

*Name on card:

*Card type:

*Card account number:

*Card expiration date:

*Card security code: [What is this?](#)

Billing Address

Check if address is outside of the United States:

*Billing address:

*City:

*State:

*Zip code:

*Email address:

*Confirm email address:

Phone number:

You will have the opportunity to review this transaction before being submitted.

This is not the final step

Please print the transaction verification for your records.

Thank you for using our Authorized User system. If you have any questions about this process, please contact the Registrar's Office at 435-797-1116 or Registrar@usu.edu

When you are finished, please **“Log Out”** to protect your information.